

Red Bull Ring
Euroformula Open
Free practice - 1
Provisional Results



Clas	Nº	Driver	Nat	Cat	Clas	Team	Nat	Vehicle	Laps	Best	Time	Gap	Interval	Km/h
1	71	Brad Benavides				Team Motopark		Dallara F320 Spiess	19	13	1:40.919			154.3
2	95	Edward Pearson				Team Motopark		Dallara F320 Spiess	15	14	1:41.660	0.741	0.741	153.1
3	99	José Garfias				Team Motopark		Dallara F320 Spiess	15	15	1:41.928	1.009	0.268	152.7
4	23	Michael Shin				Team Motopark		Dallara F320 Spiess	17	15	1:42.555	1.636	0.627	151.8
5	11	Levente Revesz				Team Motopark		Dallara F320 Spiess	16	14	1:44.013	3.094	1.458	149.7
6	84	Francesco Simonazzi				BVM Racing		Dallara F320 Spiess	18	17	1:44.316	3.397	0.303	149.2
7	41	Fernando Barrichello		R	1	Team Motopark		Dallara F320 Spiess	14	11	1:44.669	3.750	0.353	148.7

Published at:.....

Track Temp: 10.0 °C Air Temp: 6.5 °C Humidity: 88 % Track Status: WET

Race Director:

Neus Santamaría Sanromà

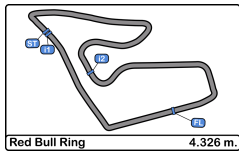
DPB-0825-ESP/CAT

Timekeeper:

Luis Garcia

JOB-2654-ESP/M





Red Bull Ring
Euroformula Open
Free practice - 1
Provisional Results by Category



Rookie														
Clas	Nº	Driver	Nat	Cat	Clas	Team	Nat	Vehicle	Laps	Best	Time	Gap	Interval	Km/h
1	41	Fernando Barrichello		R	1	Team Motopark		Dallara F320 Spiess	14	11	1:44.669			148.7
Clas	Nº	Driver	Nat	Cat	Clas	Team	Nat	Vehicle	Laps	Best	Time	Gap	Interval	Km/h
1	71	Brad Benavides				Team Motopark		Dallara F320 Spiess	19	13	1:40.919			154.3
2	95	Edward Pearson				Team Motopark		Dallara F320 Spiess	15	14	1:41.660	0.741	0.741	153.1
3	99	José Garfias				Team Motopark		Dallara F320 Spiess	15	15	1:41.928	1.009	0.268	152.7
4	23	Michael Shin				Team Motopark		Dallara F320 Spiess	17	15	1:42.555	1.636	0.627	151.8
5	11	Levente Revesz				Team Motopark		Dallara F320 Spiess	16	14	1:44.013	3.094	1.458	149.7
6	84	Francesco Simonazzi				BVM Racing		Dallara F320 Spiess	18	17	1:44.316	3.397	0.303	149.2

Published at:.....

Track Temp: 10.0 °C Air Temp: 6.5 °C Humidity: 88 % Track Status: WET

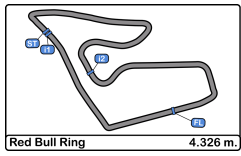
Race Director:

Neus Santamaría Sanromà
 DPB-0825-ESP/CAT

Timekeeper:

Luis Garcia
 JOB-2654-ESP/M





Red Bull Ring
Euroformula Open
Free practice - 1
Lap Analysis



11

Levente Revesz

Dallara F320 Spiess **41**

Fernando Barrichello

Dallara F320 Spiess

Team Motopark Rookie

Team Motopark

Lap	D	Time	Sector 1	Sector 2	Sector 3	T. Spd	Elapsed	Lap	D	Time	Sector 1	Sector 2	Sector 3	T. Spd	Elapsed
1		11:52:02.877 P	11:50:10.800	1:04.582	47.495	129.6	11:52:02.877	1		11:52:13.199 P	11:50:23.136	56.835	53.228	146.5	11:52:13.199
2		9:37.715	8:06.582	54.476	36.657	182.7	12:01:40.592	2		9:05.112	7:36.294	52.458	36.360	163.1	12:01:18.311
3		1:56.557	28.739	51.461	36.357	177.3	12:03:37.149	3		1:52.987	27.547	49.901	35.539	183.6	12:03:11.298
4		1:49.171	26.852	48.752	33.567	205.3	12:05:26.320	4		1:49.667	26.935	48.594	34.138	204.1	12:05:00.965
5		1:47.983	26.807	48.087	33.089	206.1	12:07:14.303	5		1:58.365	26.863	55.558	35.944	198.8	12:06:59.330
6		1:58.042 P	26.370	49.790	41.882	206.1	12:09:12.345	6		2:02.186 P	26.480	49.671	46.035	204.9	12:09:01.516
7		5:58.282	4:33.995	50.286	34.001	186.2	12:15:10.627	7		6:02.397	4:38.706	49.513	34.178	188.1	12:15:03.913
8		1:46.894	26.464	47.433	32.997	206.1	12:16:57.521	8		1:47.565	27.055	47.320	33.190	203.7	12:16:51.478
9		1:45.999	26.204	47.416	32.379	206.5	12:18:43.520	9		1:45.059	26.327	46.527	32.205	204.9	12:18:36.537
10		1:44.945	26.010	46.769	32.166	207.2	12:20:28.465	10		1:45.001	26.378	46.256	32.367	206.5	12:20:21.538
11		1:44.828	25.963	46.396	32.469	207.6	12:22:13.293	11		1:44.669	26.579	46.112	31.978	205.3	12:22:06.207
12		1:44.452	25.925	46.420	32.107	206.8	12:23:57.745	12		1:45.089	26.244	46.746	32.099	205.3	12:23:51.296
13		1:44.166	25.799	46.326	32.041	206.5	12:25:41.911	13		1:53.846 P	26.035	45.900	41.911	205.3	12:25:45.142
14		1:44.013	25.881	46.139	31.993	205.7	12:27:25.924	14		2:20.260	1:00.529	47.261	32.470	202.6	12:28:05.402
15		1:44.541	25.970	46.105	32.466	206.5	12:29:10.465	15			26.456	45.942		205.3	
16		1:56.683 P	26.844	47.789	42.050	205.7	12:31:07.148								

23

Michael Shin

Dallara F320 Spiess

Brad Benavides

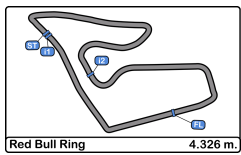
Dallara F320 Spiess

Team Motopark

Team Motopark

Lap	D	Time	Sector 1	Sector 2	Sector 3	T. Spd	Elapsed	Lap	D	Time	Sector 1	Sector 2	Sector 3	T. Spd	Elapsed
1		11:50:58.038 P	11:49:19.074	51.392	45.816	171.7	11:50:58.282	1		11:50:58.038 P	11:49:21.637	50.463	45.938	179.7	11:50:58.038
2		6:53.244	5:27.793	50.274	35.177	182.1	11:57:49.526	2		4:25.699	3:04.497	48.502	32.700	193.2	11:55:23.737
3		1:50.194	27.378	48.977	33.839	201.1	11:59:39.720	3		1:44.985	25.888	47.384	31.713	197.4	11:57:08.722
4		1:48.825	27.017	48.583	33.225	203.7	12:01:28.545	4		1:42.819	25.518	45.886	31.415	207.2	11:58:51.541
5		1:48.143	26.478	47.890	33.775	204.1	12:03:16.688	5		1:42.467	25.634	45.403	31.430	207.2	12:00:34.008
6		1:47.204	26.701	47.487	33.016	203.7	12:05:03.892	6		1:42.699	25.686	45.618	31.395	207.6	12:02:16.707
7		1:46.896	26.527	47.415	32.954	204.5	12:06:50.788	7		1:44.785	25.715	46.916	32.154	206.5	12:04:01.492
8		1:58.571 P	27.042	49.268	42.261	201.8	12:08:49.359	8		1:42.343	25.826	45.464	31.053	206.1	12:05:43.835
9		5:55.756	4:35.444	47.280	33.032	196.3	12:14:45.115	9		1:41.460	25.551	44.948	30.961	206.8	12:07:25.295
10		1:45.329	26.259	46.472	32.598	204.5	12:16:30.444	10		1:51.108 P	25.744	45.381	39.983	206.1	12:09:16.403
11		1:44.725	26.306	46.438	31.981	204.5	12:18:15.169	11		8:18.013	6:58.803	46.818	32.392	202.2	12:17:34.416
12		1:43.984	26.163	46.212	31.609	206.1	12:19:59.153	12		1:41.867	25.632	45.217	31.018	205.7	12:19:16.283
13		1:43.316	26.113	45.685	31.518	205.7	12:21:42.469	13		1:40.919	25.542	44.589	30.788	206.5	12:20:57.202
14		1:42.986	25.763	45.641	31.582	205.7	12:23:25.455	14		1:48.131	26.257	48.950	32.924	187.8	12:22:45.333
15		1:42.555	25.807	45.429	31.319	205.3	12:25:08.010	15		1:41.187	25.653	44.614	30.920	205.7	12:24:26.520
16		1:50.614	27.417	50.478	32.719	191.8	12:26:58.624	16		1:40.965	25.324	44.755	30.886	208.0	12:26:07.485
17		1:42.963	26.142	45.634	31.187	204.9	12:28:41.587	17		1:47.672	26.287	49.373	32.012	175.6	12:27:55.157
18			26.252	46.611		200.7		18		1:41.271	25.805	44.525	30.941	205.7	12:29:36.428
								19		1:49.500 P	26.454	45.176	37.870	203.0	12:31:25.928





Red Bull Ring
Euroformula Open
Free practice - 1
Lap Analysis



84

Francesco Simonazzi

Dallara F320 Spiess **99**

José Garfias

Dallara F320 Spiess

BVM Racing

Team Motopark

Lap	D	Time	Sector 1	Sector 2	Sector 3	T. Spd	Elapsed	Lap	D	Time	Sector 1	Sector 2	Sector 3	T. Spd	Elapsed
1		11:55:08.625	11:53:38.932	54.095	35.598	173.6	11:55:08.625	1		11:52:17.391 P	11:50:32.244	55.634	49.513	144.3	11:52:17.391
2		1:50.607	29.078	47.945	33.584	203.0	11:56:59.232	2		5:57.096	4:29.956	50.999	36.141	178.5	11:58:14.487
3		1:46.791	26.228	47.247	33.316	204.9	11:58:46.023	3		4:50.537	28.584	49.038	32.915	188.1	12:00:05.024
4		1:44.553	26.062	46.523	31.968	205.3	12:00:30.576	4		1:45.720	26.646	46.959	32.115	205.3	12:01:50.744
5		1:45.227	26.117	46.722	32.388	205.3	12:02:15.803	5		1:45.096	26.242	46.088	32.766	206.1	12:03:35.840
6		1:47.539	26.298	48.843	32.398	206.1	12:04:03.342	6		1:44.016	26.405	46.208	31.403	206.1	12:05:19.856
7		1:44.688	26.001	46.660	32.027	206.5	12:05:48.030	7		1:43.334	26.130	45.716	31.488	206.8	12:07:03.190
8		1:44.632	25.947	46.616	32.069	206.1	12:07:32.662	8		2:00.971 P	25.903	47.912	47.156	207.6	12:09:04.161
9		1:51.887 P	25.950	46.836	39.101	205.3	12:09:24.549	9		7:36.482	6:16.217	48.408	31.857	182.4	12:16:40.643
10		7:39.799	6:13.505	51.357	34.937	192.8	12:17:04.348	10		2:10.842 P	25.863	45.772	59.207	206.1	12:18:51.485
11		1:46.661	26.557	47.488	32.616	206.5	12:18:51.009	11		3:45.114	2:25.385	47.449	32.280	205.3	12:22:36.599
12		1:46.604	26.276	47.818	32.507	206.8	12:20:37.610	12		1:43.572	26.150	46.211	31.211	205.7	12:24:20.171
13		1:47.383	26.408	48.445	32.530	207.2	12:22:24.993	13		1:42.488	25.654	45.729	31.105	206.1	12:26:02.659
14		1:46.114	26.083	47.797	32.234	208.0	12:24:11.107	14		1:42.144	25.884	45.255	31.005	205.7	12:27:44.803
15		1:45.698	26.146	47.297	32.255	206.1	12:25:56.805	15		1:41.928	25.550	45.582	30.796	206.8	12:29:26.731
16		1:44.663	26.160	46.371	32.132	206.8	12:27:41.468	16			26.603	45.485		207.2	
17		1:44.316	26.024	46.199	32.093	206.1	12:29:25.784								
18		1:49.958 P	26.094	46.211	37.653	206.5	12:31:15.742								

95

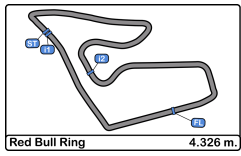
Edward Pearson

Dallara F320 Spiess

Team Motopark

Lap	D	Time	Sector 1	Sector 2	Sector 3	T. Spd	Elapsed
1		11:50:51.386 P	11:49:10.537	54.101	46.748	176.4	11:50:51.386
2		7:11.039	5:47.741	49.955	33.343	184.3	11:58:02.425
3		1:46.703	26.815	48.134	31.754	204.5	11:59:49.128
4		1:45.500	25.907	47.987	31.606	206.1	12:01:34.628
5		1:43.876	25.861	46.726	31.289	206.8	12:03:18.504
6		1:45.552	25.729	47.217	32.606	207.6	12:05:04.056
7		1:59.611	27.198	48.187	44.226	189.8	12:07:03.667
8		2:40.540 P	1:06.498	49.487	44.555	205.7	12:09:44.207
9		7:29.229	6:09.914	48.037	31.278	203.0	12:17:13.436
10		1:43.285	25.908	46.336	31.041	206.5	12:18:56.721
11		1:42.340	25.783	45.545	31.012	207.6	12:20:39.061
12		1:42.115	25.573	45.764	30.778	208.0	12:22:21.176
13		1:42.301	25.564	45.956	30.781	206.8	12:24:03.477
14		1:41.660	25.524	45.482	30.654	206.1	12:25:45.137
15		1:41.832	25.460	45.313	31.059	207.2	12:27:26.969
16			25.657	45.757		205.3	



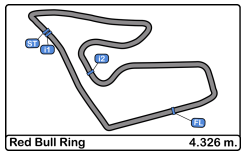


Red Bull Ring
Euroformula Open
Free practice - 1
Best Sectors Results



Sector - 1			Sector - 2			Sector - 3			Ideal Lap vs Best Lap						
Clas	Nº	Driver	Time	Nº	Driver	Time	Nº	Driver	Time	Clas	Nº	Driver	Ideal Lap	Best Lap	Clas
1	71	Brad Benavides	25.324	71	Brad Benavides	44.525	95	Edward Pearson	30.654	1	71	Brad Benavides	1:40.637	1:40.919	1
2	95	Edward Pearson	25.460	99	José Garfias	45.255	71	Brad Benavides	30.788	2	95	Edward Pearson	1:41.427	1:41.660	2
3	99	José Garfias	25.550	95	Edward Pearson	45.313	99	José Garfias	30.796	3	99	José Garfias	1:41.601	1:41.928	3
4	23	Michael Shin	25.763	23	Michael Shin	45.429	23	Michael Shin	31.187	4	23	Michael Shin	1:42.379	1:42.555	4
5	11	Levente Revesz	25.799	41	Fernando Barrichello	45.900	84	Francesco Simonazzi	31.968	5	11	Levente Revesz	1:43.897	1:44.013	5
6	84	Francesco Simonazzi	25.947	11	Levente Revesz	46.105	41	Fernando Barrichello	31.978	6	41	Fernando Barrichello	1:43.913	1:44.669	7
7	41	Fernando Barrichello	26.035	84	Francesco Simonazzi	46.199	11	Levente Revesz	31.993	7	84	Francesco Simonazzi	1:44.114	1:44.316	6



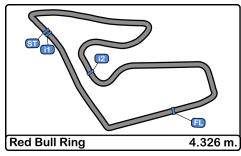


Red Bull Ring
Euroformula Open
Free practice - 1
Best 5 Lap Times



Cls	N°	Driver	Nat	Cat	Cls	Team	Nat	Vehicle	Best 1		Best 2		Best 3		Best 4		Best 5	
									Time	Lap	Time	Lap	Time	Lap	Time	Lap	Time	Lap
1	71	Brad Benavides				Team Motopark		Dallara F320 Spiess	1:40.919	13	1:40.965	16	1:41.187	15	1:41.271	18	1:41.460	9
2	95	Edward Pearson				Team Motopark		Dallara F320 Spiess	1:41.660	14	1:41.832	15	1:42.115	12	1:42.301	13	1:42.340	11
3	99	José Garfias				Team Motopark		Dallara F320 Spiess	1:41.928	15	1:42.144	14	1:42.488	13	1:43.334	7	1:44.016	6
4	23	Michael Shin				Team Motopark		Dallara F320 Spiess	1:42.555	15	1:42.963	17	1:42.986	14	1:43.316	13	1:43.984	12
5	11	Levente Revesz				Team Motopark		Dallara F320 Spiess	1:44.013	14	1:44.166	13	1:44.452	12	1:44.541	15	1:44.828	11
6	84	Francesco				BVM Racing		Dallara F320 Spiess	1:44.316	17	1:44.553	4	1:44.632	8	1:44.663	16	1:44.688	7
7	41	Fernando Barrichello		R	1	Team Motopark		Dallara F320 Spiess	1:44.669	11	1:45.001	10	1:45.059	9	1:45.089	12	1:47.565	8



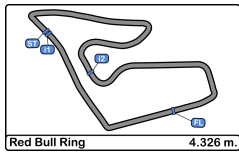


Red Bull Ring
Euroformula Open
Free practice - 1
Best 5 Top Speeds



Clas	Nº	Driver	Nat	Cat	Cls	Team	Nat	Vehicle	Top 1		Top 2		Top 3		Top 4		Top 5		Avg
									Km/h	Lap	Km/h	Lap	Km/h	Lap	Km/h	Lap	Km/h	Lap	
1	71	Brad Benavides				Team Motopark		Dallara F320 Spiess	208.0	16	207.6	6	207.2	4	207.2	5	206.8	9	207.4
2	84	Francesco Simonazzi				BVM Racing		Dallara F320 Spiess	208.0	14	207.2	13	206.8	12	206.8	16	206.5	7	207.1
3	95	Edward Pearson				Team Motopark		Dallara F320 Spiess	208.0	12	207.6	6	207.6	11	207.2	15	206.8	5	207.5
4	11	Levente Revesz				Team Motopark		Dallara F320 Spiess	207.6	11	207.2	10	206.8	12	206.5	9	206.5	13	206.9
5	99	José Garfias				Team Motopark		Dallara F320 Spiess	207.6	8	207.2	16	206.8	7	206.8	15	206.1	5	206.9
6	41	Fernando Barrichello		R	1	Team Motopark		Dallara F320 Spiess	206.5	10	205.3	11	205.3	12	205.3	13	205.3	15	205.5
7	23	Michael Shin				Team Motopark		Dallara F320 Spiess	206.1	12	205.7	13	205.7	14	205.3	15	204.9	17	205.5



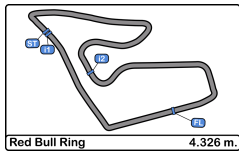


Red Bull Ring
Euroformula Open
Free practice - 1
Fastest Laps Sequence



Lap	Time of Day	Session Time	Nº Driver	Nat	Cat	Team	Nat	Vehicle	Time	Km/h
2	11:55:23.737	7:23.737	71 Brad Benavides		USA	Team Motopark		DEU Dallara F320 Spiess	4:25.699	58.6
2	11:56:59.232	8:59.232	84 Francesco Simonazzi		ITA	BVM Racing		ITA Dallara F320 Spiess	1:50.607	140.8
3	11:57:08.722	9:08.722	71 Brad Benavides		USA	Team Motopark		DEU Dallara F320 Spiess	1:44.985	148.3
4	11:58:51.541	10:51.541	71 Brad Benavides		USA	Team Motopark		DEU Dallara F320 Spiess	1:42.819	151.4
5	12:00:34.008	12:34.008	71 Brad Benavides		USA	Team Motopark		DEU Dallara F320 Spiess	1:42.467	151.9
8	12:05:43.835	17:43.835	71 Brad Benavides		USA	Team Motopark		DEU Dallara F320 Spiess	1:42.343	152.1
9	12:07:25.295	19:25.295	71 Brad Benavides		USA	Team Motopark		DEU Dallara F320 Spiess	1:41.460	153.4
13	12:20:57.202	32:57.202	71 Brad Benavides		USA	Team Motopark		DEU Dallara F320 Spiess	1:40.919	154.3



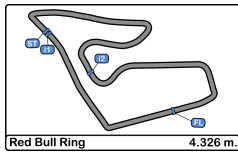


Red Bull Ring
Euroformula Open
Free practice - 1
Event Best Maximum Speed



N°	Driver	Nat	Cat	Clas	Team	Nat	Vehicle	Km/h	Session
95	Edward Pearson		GBR		Team Motopark		Dallara F320 Spiess	208.0	Free practice - 1
84	Francesco Simonazzi		ITA		BVM Racing		Dallara F320 Spiess	208.0	Free practice - 1
71	Brad Benavides		USA		Team Motopark		Dallara F320 Spiess	208.0	Free practice - 1
99	José Garfias		MEX		Team Motopark		Dallara F320 Spiess	207.6	Free practice - 1
11	Levente Revesz		HUN		Team Motopark		Dallara F320 Spiess	207.6	Free practice - 1
41	Fernando Barrichello		BRA	R 1	Team Motopark		Dallara F320 Spiess	206.5	Free practice - 1
23	Michael Shin		KOR		Team Motopark		Dallara F320 Spiess	206.1	Free practice - 1





Red Bull Ring
Euroformula Open
Free practice - 1
Pit Stop Analysis



11 Levente Revesz Dallara F320 Spiess

Team Motopark

N°	In Day Time	In Time	Out Time	Pit Time	T. Pit Time	Handicap	Diff.
1	11:51:58.020	11:51:58.020	11:59:41.687	7:43.667	7:43.667		
2	12:09:07.579	12:09:07.579	12:13:19.517	4:11.938	11:55.605		

23 Michael Shin Dallara F320 Spiess

Team Motopark

N°	In Day Time	In Time	Out Time	Pit Time	T. Pit Time	Handicap	Diff.
1	11:50:49.554	11:50:49.554	11:55:55.858	5:06.304	5:06.304		
2	12:08:43.359	12:08:43.359	12:12:58.911	4:15.552	9:21.856		

41 Fernando Barrichello Dallara F320 Spiess

Rookie

Team Motopark

N°	In Day Time	In Time	Out Time	Pit Time	T. Pit Time	Handicap	Diff.
1	11:52:06.460	11:52:06.460	11:59:20.898	7:14.438	7:14.438		
2	12:08:55.197	12:08:55.197	12:13:12.449	4:17.252	11:31.690		
3	12:25:39.596	12:25:39.596	12:26:19.770	40.174	12:11.864		

71 Brad Benavides Dallara F320 Spiess

Team Motopark

N°	In Day Time	In Time	Out Time	Pit Time	T. Pit Time	Handicap	Diff.
1	11:50:51.146	11:50:51.146	11:53:37.354	2:46.208	2:46.208		
2	12:09:11.553	12:09:11.553	12:15:49.454	6:37.901	9:24.109		

84 Francesco Simonazzi Dallara F320 Spiess

BVM Racing

N°	In Day Time	In Time	Out Time	Pit Time	T. Pit Time	Handicap	Diff.
1	12:09:19.564	12:09:19.564	12:15:10.058	5:50.494	5:50.494		

95 Edward Pearson Dallara F320 Spiess

Team Motopark

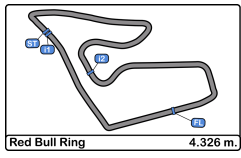
N°	In Day Time	In Time	Out Time	Pit Time	T. Pit Time	Handicap	Diff.
1	11:50:45.239	11:50:45.239	11:56:13.315	5:28.076	5:28.076		
2	12:09:38.179	12:09:38.179	12:15:28.702	5:50.523	11:18.599		

99 José Garfias Dallara F320 Spiess

Team Motopark

N°	In Day Time	In Time	Out Time	Pit Time	T. Pit Time	Handicap	Diff.
1	11:52:10.183	11:52:10.183	11:56:20.283	4:10.100	4:10.100		
2	12:08:57.206	12:08:57.206	12:14:54.386	5:57.180	10:07.280		
3	12:18:45.630	12:18:45.630	12:20:52.611	2:06.981	12:14.261		

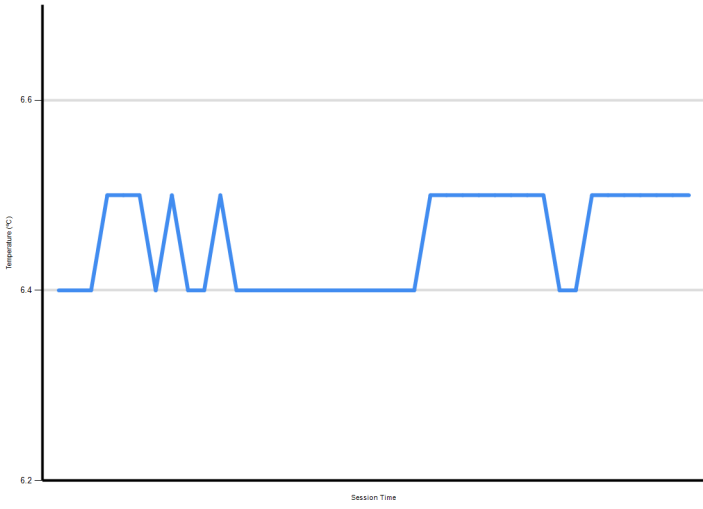




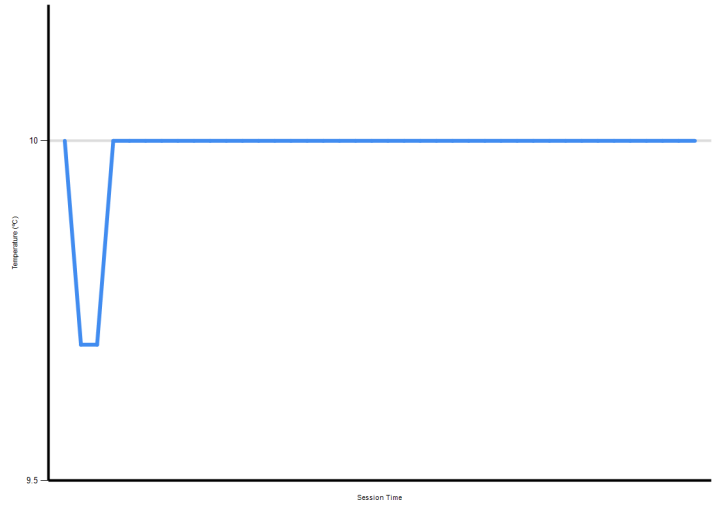
Red Bull Ring Euroformula Open Free practice - 1 Weather Report



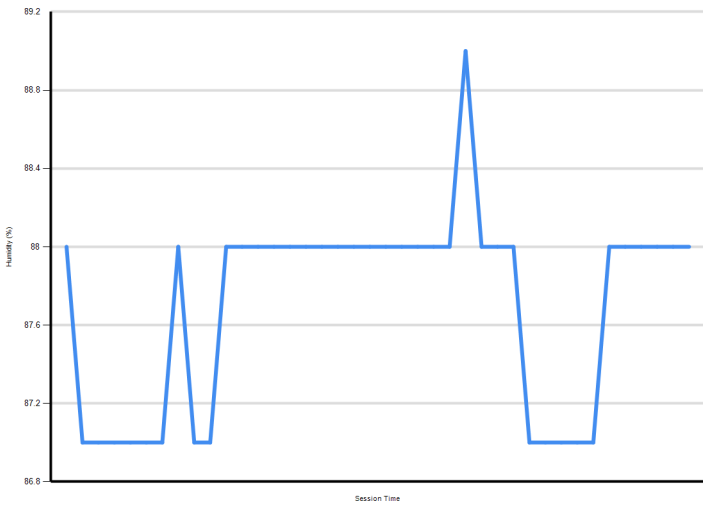
Air Temperature




Track Temperature



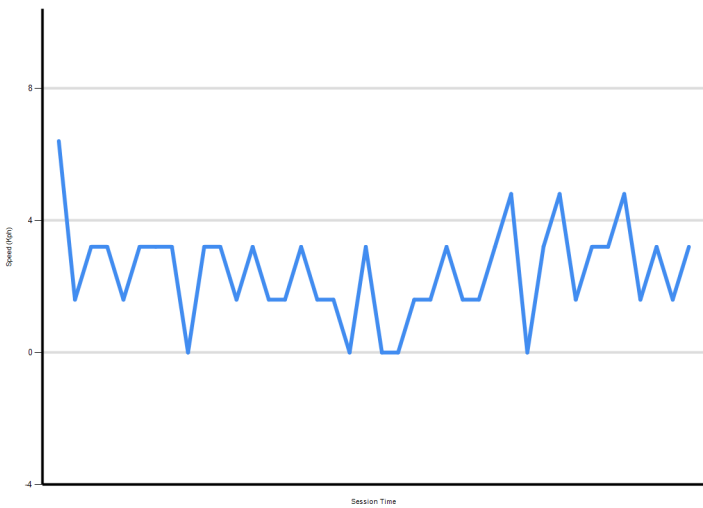
Humidity



Pressure



Wind Speed



Wind direction

