

**Red Bull Ring**  
**Euroformula Open**  
**Free practice - 2**  
**Provisional Results**



Clas	Nº	Driver	Nat	Cat	Clas	Team	Nat	Vehicle	Laps	Best	Time	Gap	Interval	Km/h
1	71	Brad Benavides				Team Motopark		Dallara F320 Spiess	21	19	1:24.328			184.6
2	99	José Garfias				Team Motopark		Dallara F320 Spiess	23	23	1:24.495	0.167	0.167	184.3
3	95	Edward Pearson				Team Motopark		Dallara F320 Spiess	22	22	1:24.700	0.372	0.205	183.8
4	41	Fernando Barrichello		R	1	Team Motopark		Dallara F320 Spiess	20	19	1:25.103	0.775	0.403	182.9
5	11	Levente Revesz				Team Motopark		Dallara F320 Spiess	18	16	1:25.267	0.939	0.164	182.6
6	23	Michael Shin				Team Motopark		Dallara F320 Spiess	19	15	1:25.545	1.217	0.278	182.0
7	84	Francesco Simonazzi				BVM Racing		Dallara F320 Spiess	22	6	1:25.603	1.275	0.058	181.9
8	212	Paolo Brajnik		GC	1	NV Racing		Dallara F320 Spiess	14	11	1:26.146	1.818	0.543	180.7

**\* PENALTIES**

CARS 99, 84 AND 11 BEST LAP TIME DELETED - ABUSING TRACK LIMITS

Published at:.....

Track Temp: 11.7 °C Air Temp: 8.6 °C Humidity: 77 % Track Status: WET

**Race Director:**

Neus Santamaría Sanromà

DPB-0825-ESP/CAT

**Timekeeper:**

Luis Garcia  
 JOB-2654-ESP/M



**Red Bull Ring**  
**Euroformula Open**  
**Free practice - 2**  
**Track Limit**

The Stewards, having received a report from Race Director, have considered the following matter and determine the following:

**Session** Free practice - 2

**Fact** The cars below did not use the track at the turns listed below

**Infringement** Breach of Appendix L Chapter IV Article 2 c) of the FIA International Sporting Code and Article 19.4/19.5 of the Sporting Regulations.

**Decision** Deletion of the lap times shown in accordance with Article 12.4.1.e of the FIA International Sporting Code.

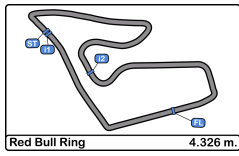
**Note**

- Certain decisions of the Stewards are subject to appeal (Article 15 of the FIA International Sporting Code).
- These penalties are not subject to appeal Article.12.3.4 of the FIA International Sporting Code and Article 16.5 of the Sporting Regulations.
- According to Article.12.3.3.b of the FIA International Sporting Code these decisions become immediately binding even in case of an appeal.

Ord	Turn	Nº Driver	Entrant/Team	Time of Day	Lap Time
1	9	99 José Garfías	Team Motopark	16:38:24.900	1:28.133
2	10	84 Francesco Simonazzi	BVM Racing	16:39:55.765	2:25.285
3	9	11 Levente Revesz	Team Motopark	16:40:27.453	1:28.755
4	10	84 Francesco Simonazzi	BVM Racing	16:41:22.716	1:26.951
5	10	11 Levente Revesz	Team Motopark	16:41:55.387	1:27.934
6	10	11 Levente Revesz	Team Motopark	16:43:22.861	1:27.474
7	9	95 Edward Pearson	Team Motopark	16:46:43.392	1:28.402
8	10	84 Francesco Simonazzi	BVM Racing	16:47:05.445	1:25.461
9	10	11 Levente Revesz	Team Motopark	16:49:14.693	4:13.989
10	9	99 José Garfías	Team Motopark	16:49:54.511	1:24.957
11	9	84 Francesco Simonazzi	BVM Racing	16:49:56.295	1:25.385
12	9	11 Levente Revesz	Team Motopark	16:50:42.643	1:27.950
13	10	99 José Garfías	Team Motopark	16:51:28.943	1:34.432
14	9	11 Levente Revesz	Team Motopark	16:52:09.671	1:27.028
15	10	84 Francesco Simonazzi	BVM Racing	16:52:52.968	1:25.584
16	10	84 Francesco Simonazzi	BVM Racing	16:54:18.179	1:25.211
17	9	212 Paolo Brajnik	NV Racing	17:04:58.494	1:26.588
18	9	23 Michael Shin	Team Motopark	17:05:17.564	1:26.515
19	10	84 Francesco Simonazzi	BVM Racing	17:07:18.707	1:28.477
20	10	95 Edward Pearson	Team Motopark	17:07:47.481	1:24.959
21	10	84 Francesco Simonazzi	BVM Racing	17:08:45.056	1:26.349
22	9	11 Levente Revesz	Team Motopark	17:09:23.479	1:26.517
23	9	99 José Garfías	Team Motopark	17:09:26.542	1:24.323
24	1	71 Brad Benavides	Team Motopark	17:09:50.031	1:33.170
25	10	84 Francesco Simonazzi	BVM Racing	17:10:10.502	1:25.446
26	10	95 Edward Pearson	Team Motopark	17:10:37.345	1:25.498
27	1	23 Michael Shin	Team Motopark	17:11:01.666	1:25.305
28	10	84 Francesco Simonazzi	BVM Racing	17:11:35.673	1:25.171
29	9	99 José Garfías	Team Motopark	17:12:17.581	1:24.177
30	9	23 Michael Shin	Team Motopark	17:12:27.032	1:25.366

The Stewards:





**Red Bull Ring**  
**Euroformula Open**  
**Free practice - 2**  
**Provisional Results by Category**



Rookie														
Clas	Nº	Driver	Nat	Cat	Clas	Team	Nat	Vehicle	Laps	Best	Time	Gap	Interval	Km/h
1	41	Fernando Barrichello		R	1	Team Motopark		Dallara F320 Spiess	20	19	1:25.103			182.9

GC														
Clas	Nº	Driver	Nat	Cat	Clas	Team	Nat	Vehicle	Laps	Best	Time	Gap	Interval	Km/h
1	212	Paolo Brajnik		GC	1	NV Racing		Dallara F320 Spiess	14	11	1:26.146			180.7

Clas	Nº	Driver	Nat	Cat	Clas	Team	Nat	Vehicle	Laps	Best	Time	Gap	Interval	Km/h
1	71	Brad Benavides				Team Motopark		Dallara F320 Spiess	21	19	1:24.328			184.6
2	99	José Garfias				Team Motopark		Dallara F320 Spiess	23	23	1:24.495	0.167	0.167	184.3
3	95	Edward Pearson				Team Motopark		Dallara F320 Spiess	22	22	1:24.700	0.372	0.205	183.8
4	11	Levente Revesz				Team Motopark		Dallara F320 Spiess	18	16	1:25.267	0.939	0.567	182.6
5	23	Michael Shin				Team Motopark		Dallara F320 Spiess	19	15	1:25.545	1.217	0.278	182.0
6	84	Francesco Simonazzi				BVM Racing		Dallara F320 Spiess	22	6	1:25.603	1.275	0.058	181.9

**\* PENALTIES**

CARS 99, 84 AND 11 BEST LAP TIME DELETED - ABUSING TRACK LIMITS

Published at:.....

Track Temp: 11.7 °C    Air Temp: 8.6 °C    Humidity: 77 %    Track Status: WET

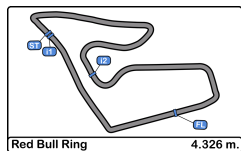
**Race Director:**

Neus Santamaría Sanromà  
 DPB-0825-ESP/CAT

**Timekeeper:**

Luis Garcia  
 JOB-2654-ESP/M





**Red Bull Ring**  
Euroformula Open  
Free practice - 2  
**Lap Analysis**



11 Levente Revesz Dallara F320 Spiess 41 Fernando Barrichello Dallara F320 Spiess

Team Motopark Rookie Team Motopark

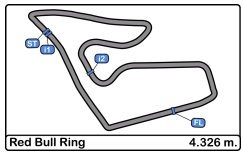
Lap	D	Time	Sector 1	Sector 2	Sector 3	T. Spd	Elapsed	Lap	D	Time	Sector 1	Sector 2	Sector 3	T. Spd	Elapsed
1		16:35:49.650	16:34:33.598	46.400	29.652	173.9	16:35:49.650	1		16:35:10.220	16:33:57.747	44.061	28.412	187.5	16:35:10.220
2		1:36.322	25.531	42.406	28.385	198.8	16:37:25.972	2		1:40.461	31.231	42.062	27.168	177.0	16:36:50.681
3		1:32.726	23.870	40.795	28.061	204.1	16:38:58.698	3		1:29.199	23.296	39.760	26.143	216.0	16:38:19.880
4		<del>1:29.755</del>	22.937	39.480	26.338	216.4	16:40:27.453	4		1:27.299	22.558	38.949	25.792	217.7	16:39:47.179
5		<del>1:27.934</del>	22.832	39.101	26.001	216.4	16:41:55.387	5		1:39.788	22.538	45.507	31.743	217.3	16:41:26.967
6		<del>1:27.474</del>	22.656	38.906	25.912	216.8	16:43:22.861	6		1:27.343	22.479	38.942	25.922	216.8	16:42:54.310
7		<del>1:37.843</del> P	22.835	40.147	34.861	217.3	16:45:00.704	7		1:26.795	22.509	38.582	25.704	217.3	16:44:21.105
8		<del>1:43.989</del>	3:05.868	41.065	27.056	208.8	16:49:14.693	8		1:26.846	22.420	38.841	25.585	217.7	16:45:47.951
9		<del>1:27.950</del>	22.828	39.054	26.068	216.4	16:50:42.643	9		1:27.319	22.563	39.202	25.554	217.7	16:47:15.270
10		<del>1:27.028</del>	22.689	38.789	25.550	217.3	16:52:09.671	10		1:26.500	22.452	38.656	25.392	218.1	16:48:41.770
11		1:34.652 P	22.607	39.215	32.830	217.3	16:53:44.323	11		1:34.692 P	22.337	38.638	33.717	217.7	16:50:16.462
12		11:04.659	9:49.417	45.732	29.510	178.2	17:04:48.982	12		10:49.300	9:37.886	43.670	27.744	193.8	17:01:05.762
13		1:37.555	24.836	43.728	28.991	202.2	17:06:26.537	13		1:30.285	23.717	40.636	25.932	214.7	17:02:36.047
14		1:30.425	23.803	40.538	26.084	204.5	17:07:56.962	14		1:26.580	22.426	38.895	25.259	219.0	17:04:02.627
15		<del>1:26.547</del>	22.446	38.954	25.117	218.6	17:09:23.479	15		1:25.738	22.288	38.469	24.981	219.0	17:05:28.365
16		1:25.267	22.264	38.188	24.815	219.0	17:10:48.746	16		1:25.256	22.143	38.310	24.803	219.5	17:06:53.621
17		1:25.462	22.326	38.253	24.883	218.6	17:12:14.208	17		1:25.476	22.151	38.447	24.878	219.5	17:08:19.097
18		<del>1:25.243</del>	22.238	38.121	24.854	219.0	17:13:39.421	18		1:25.181	22.080	38.135	24.966	220.4	17:09:44.278
19			22.430	40.290		219.0		19		1:25.103	22.108	38.132	24.863	219.9	17:11:09.381
20								20		1:54.691	22.210	1:03.107	29.374	219.0	17:13:04.072
21								21			22.685	38.874			219.0

23 Michael Shin Dallara F320 Spiess 71 Brad Benavides Dallara F320 Spiess

Team Motopark Team Motopark

Lap	D	Time	Sector 1	Sector 2	Sector 3	T. Spd	Elapsed	Lap	D	Time	Sector 1	Sector 2	Sector 3	T. Spd	Elapsed
1		16:35:07.934	16:33:54.586	44.949	28.399	188.4	16:35:07.934								
2		1:32.178	24.232	41.274	26.672	208.0	16:36:40.112								
3		1:29.977	22.995	40.267	26.715	217.7	16:38:10.089	1		16:35:12.989	16:33:59.613	45.069	28.307	192.1	16:35:12.989
4		1:27.377	22.652	39.388	25.337	218.1	16:39:37.466	2		1:32.402	23.641	41.706	27.055	207.6	16:36:45.391
5		1:26.350	22.476	38.869	25.005	217.7	16:41:03.816	3		1:27.997	22.710	39.527	25.760	218.1	16:38:13.388
6		1:25.864	22.403	38.558	24.903	217.3	16:42:29.680	4		1:26.629	22.368	38.834	25.427	219.0	16:39:40.017
7		1:25.876	22.367	38.515	24.994	217.3	16:43:55.556	5		1:26.739	22.158	38.702	25.879	219.5	16:41:06.756
8		1:25.777	22.382	38.463	24.932	217.7	16:45:21.333	6		1:26.151	22.287	38.585	25.279	218.6	16:42:32.907
9		1:39.041 P	22.294	38.854	37.893	217.7	16:47:00.374	7		1:30.617	22.420	42.623	25.574	203.7	16:44:03.524
10		2:01.050 P	48.678	39.523	32.849	213.8	16:49:01.424	8		1:25.602	22.225	38.529	24.848	217.7	16:45:29.126
11		11:44.562	10:28.845	46.314	29.403	197.0	17:00:45.986	9		1:25.518	22.188	38.437	24.893	218.6	16:46:54.644
12		1:34.623	24.556	43.691	26.376	202.2	17:02:20.609	10		1:31.881 P	22.485	38.379	31.017	217.7	16:48:26.525
13		1:30.440	22.920	40.461	27.059	216.4	17:03:51.049	11		3:45.493 P	2:33.707	39.920	31.866	213.0	16:52:12.018
14		<del>1:26.545</del>	22.543	39.051	24.921	218.1	17:05:17.564	12		8:39.706	7:26.533	44.745	28.428	197.0	17:00:51.724
15		1:25.545	22.351	38.470	24.724	218.6	17:06:43.109	13		1:37.573	24.035	46.483	27.055	203.0	17:02:29.297
16		<del>1:25.452</del>	22.176	38.365	24.611	218.6	17:08:08.261	14		1:28.527	23.195	39.976	25.356	210.1	17:03:57.824
17		1:28.100	22.171	40.995	24.934	218.6	17:09:36.361	15		1:25.284	22.376	38.420	24.488	218.1	17:05:23.108
18		<del>1:25.305</del>	22.197	38.339	24.769	218.1	17:11:01.666	16		1:24.778	22.021	38.253	24.504	219.0	17:06:47.886
19		<del>1:25.366</del>	22.265	38.273	24.828	218.1	17:12:27.032	17		1:28.975	22.581	40.893	25.501	216.8	17:08:16.861
20			22.261	38.368		218.1		18		<del>1:33.470</del>	22.086	46.197	24.887	219.0	17:09:50.031
								19		1:24.328	22.057	37.909	24.362	219.0	17:11:14.359
								20		1:27.377	21.999	40.382	24.996	219.0	17:12:41.736
								21		1:24.624	22.031	38.029	24.564	219.0	17:14:06.360
								22			22.945	38.321			217.7





**Red Bull Ring**  
Euroformula Open  
Free practice - 2  
Lap Analysis



**84**

Francesco Simonazzi

Dallara F320 Spiess

**99**

José Garfias

Dallara F320 Spiess

BVM Racing

Team Motopark

Lap	D	Time	Sector 1	Sector 2	Sector 3	T. Spd	Elapsed	Lap	D	Time	Sector 1	Sector 2	Sector 3	T. Spd	Elapsed
1		16:35:54.929	16:34:41.688	44.942	28.299	198.8	16:35:54.929	1		16:35:23.403	16:34:07.487	46.752	29.164	183.0	16:35:23.403
2		1:35.551 P	23.451	40.621	31.479	216.0	16:37:30.480	2		1:33.364	25.143	41.446	26.775	203.3	16:36:56.767
3		<del>2:25.285</del>	1:19.249	40.119	25.917	214.7	16:39:55.765	3		<del>4:28.133</del>	23.076	39.500	25.557	216.8	16:38:24.900
4		<del>4:26.951</del>	22.452	39.147	25.352	218.1	16:41:22.716	4		1:26.187	22.694	38.732	24.761	218.6	16:39:51.087
5		<del>4:26.154</del>	22.236	38.747	25.171	218.1	16:42:48.870	5		1:25.879	22.411	38.358	25.110	217.7	16:41:16.966
6		1:25.603	22.142	38.366	25.095	218.6	16:44:14.473	6		1:25.597	22.325	38.278	24.994	217.3	16:42:42.563
7		<del>4:25.511</del>	22.112	38.462	24.937	219.0	16:45:39.984	7		1:25.559	22.255	38.448	24.856	217.3	16:44:08.122
8		<del>4:25.461</del>	22.075	38.466	24.920	219.9	16:47:05.445	8		1:25.543	22.279	38.343	24.921	218.1	16:45:33.665
9		<del>4:25.465</del>	21.987	38.530	24.948	221.7	16:48:30.910	9		1:30.758	22.852	42.464	25.442	183.0	16:47:04.423
10		<del>4:25.385</del>	21.992	38.479	24.914	220.8	16:49:56.295	10		1:25.131	22.132	38.340	24.659	218.1	16:48:29.554
11		1:31.089	22.057	43.207	25.825	219.0	16:51:27.384	11		<del>4:24.957</del>	22.211	38.206	24.540	218.1	16:49:54.511
12		<del>4:25.584</del>	22.208	38.470	24.906	218.6	16:52:52.968	12		<del>4:34.432</del> P	22.214	39.363	32.855	216.4	16:51:28.943
13		<del>4:25.211</del>	22.050	38.390	24.771	219.5	16:54:18.179	13		4:33.977 P	3:22.467	39.493	32.017	213.8	16:56:02.920
14		<del>4:25.068</del>	22.092	38.203	24.773	217.7	16:55:43.247	14		4:41.686	3:25.340	46.914	29.432	187.5	17:00:44.606
15		1:30.796 P	22.071	38.298	30.427	217.7	16:57:14.043	15		1:33.934	25.092	41.712	27.130	206.1	17:02:18.540
16		7:05.140	5:51.327	45.509	28.304	200.0	17:04:19.183	16		1:29.063	23.308	40.237	25.518	217.7	17:03:47.603
17		1:31.047	23.736	40.845	26.466	211.7	17:05:50.230	17		1:25.547	22.286	38.436	24.825	218.6	17:05:13.150
18		<del>4:28.477</del>	22.998	40.062	25.417	215.1	17:07:18.707	18		1:24.666	22.123	38.136	24.407	219.5	17:06:37.816
19		<del>4:26.349</del>	22.206	39.119	25.024	218.6	17:08:45.056	19		<del>4:24.403</del>	22.055	37.973	24.375	219.5	17:08:02.219
20		<del>4:25.446</del>	22.173	38.445	24.828	218.1	17:10:10.502	20		<del>4:24.323</del>	22.012	37.851	24.460	220.4	17:09:26.542
21		<del>4:25.171</del>	22.031	38.376	24.764	219.0	17:11:35.673	21		1:26.862	21.978	38.099	26.785	220.4	17:10:53.404
22		<del>4:25.173</del>	22.014	38.323	24.836	218.1	17:13:00.846	22		<del>4:24.177</del>	22.009	37.795	24.373	220.4	17:12:17.581
23			22.027	38.256		218.6		23		1:24.495	21.979	37.969	24.547	220.4	17:13:42.076
24								24			22.117	38.449			220.4

**95**

Edward Pearson

Dallara F320 Spiess

**212**

Paolo Brajnik

Dallara F320 Spiess

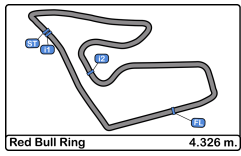
Team Motopark

GC

NV Racing

Lap	D	Time	Sector 1	Sector 2	Sector 3	T. Spd	Elapsed	Lap	D	Time	Sector 1	Sector 2	Sector 3	T. Spd	Elapsed
1		16:35:04.629	16:33:50.824	45.545	28.260	196.0	16:35:04.629	1		16:36:29.950	16:35:02.893	50.871	36.186	193.5	16:36:29.950
2		1:32.828	23.977	42.535	26.316	210.5	16:36:37.457	2		1:59.654 P	27.422	47.413	44.819	214.2	16:38:29.604
3		1:28.703	23.176	39.975	25.552	217.7	16:38:06.160	3		8:17.511 P	6:50.216	43.939	43.356	213.4	16:46:47.115
4		1:26.862	22.573	39.077	25.212	217.7	16:39:33.022	4		4:58.718	3:46.091	43.782	28.845	214.7	16:51:45.833
5		1:25.943	22.391	38.596	24.956	217.3	16:40:58.965	5		1:31.263	23.234	40.904	27.125	220.8	16:53:17.096
6		1:25.485	22.251	38.420	24.814	217.7	16:42:24.450	6		1:29.731	22.916	40.168	26.647	222.2	16:54:46.827
7		1:25.357	22.241	38.325	24.791	217.7	16:43:49.807	7		1:28.700	22.665	39.522	26.513	221.7	16:56:15.527
8		1:25.183	22.086	38.321	24.776	218.6	16:45:14.990	8		1:26.941	22.410	38.728	25.803	221.7	16:57:42.468
9		<del>4:28.402</del>	22.109	41.121	25.172	218.1	16:46:43.392	9		1:26.511	22.191	38.625	25.695	222.6	16:59:08.979
10		1:31.155	25.291	39.718	26.146	206.5	16:48:14.547	10		1:29.890	22.091	41.820	25.979	225.4	17:00:38.869
11		1:37.716 P	22.245	39.322	36.149	217.7	16:49:52.263	11		1:26.146	22.173	38.427	25.546	223.1	17:02:05.015
12		2:56.158	1:48.296	40.384	27.478	190.1	16:52:48.421	12		1:26.891	21.920	38.839	26.132	223.6	17:03:31.906
13		1:39.567 P	23.080	38.543	37.944	217.7	16:54:27.988	13		<del>4:26.588</del>	22.090	38.619	25.879	224.5	17:04:58.494
14		7:28.997	6:15.853	45.059	28.085	193.5	17:01:56.985	14		1:40.741 P	22.072	38.841	39.828	224.5	17:06:39.235
15		1:30.755	23.581	41.362	25.812	216.8	17:03:27.740								
16		1:27.801	22.868	39.683	25.250	217.7	17:04:55.541								
17		1:26.981	22.300	39.506	25.175	219.0	17:06:22.522								
18		<del>4:24.959</del>	22.186	38.313	24.460	218.6	17:07:47.481								
19		<del>4:24.366</del>	22.064	37.964	24.338	219.0	17:09:11.847								
20		<del>4:25.498</del>	22.056	37.821	25.621	219.0	17:10:37.345								
21		<del>4:28.365</del>	25.070	38.665	24.630	206.1	17:12:05.710								
22		1:24.700	22.080	38.015	24.605	219.0	17:13:30.410								
23			24.334	39.258		217.3									



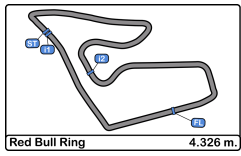


**Red Bull Ring**  
**Euroformula Open**  
**Free practice - 2**  
**Best Sectors Results**



Sector - 1				Sector - 2				Sector - 3				Ideal Lap vs Best Lap			
Clas	Nº	Driver	Time	Nº	Driver	Time	Nº	Driver	Time	Clas	Nº	Driver	Ideal Lap	Best Lap	Clas
1	212	Paolo Brajnik	21.920	99	José Garfias	37.795	95	Edward Pearson	24.338	1	99	José Garfias	1:24.146	1:24.495	2
2	99	José Garfias	21.978	95	Edward Pearson	37.821	71	Brad Benavides	24.362	2	95	Edward Pearson	1:24.215	1:24.700	3
3	84	Francesco Simonazzi	21.987	71	Brad Benavides	37.909	99	José Garfias	24.373	3	71	Brad Benavides	1:24.270	1:24.328	1
4	71	Brad Benavides	21.999	11	Levente Revesz	38.121	23	Michael Shin	24.611	4	84	Francesco Simonazzi	1:24.954	1:25.603	7
5	95	Edward Pearson	22.056	41	Fernando Barrichello	38.132	84	Francesco Simonazzi	24.764	5	41	Fernando Barrichello	1:25.015	1:25.103	4
6	41	Fernando Barrichello	22.080	84	Francesco Simonazzi	38.203	41	Fernando Barrichello	24.803	6	23	Michael Shin	1:25.055	1:25.545	6
7	23	Michael Shin	22.171	23	Michael Shin	38.273	11	Levente Revesz	24.815	7	11	Levente Revesz	1:25.174	1:25.267	5
8	11	Levente Revesz	22.238	212	Paolo Brajnik	38.427	212	Paolo Brajnik	25.546	8	212	Paolo Brajnik	1:25.893	1:26.146	8



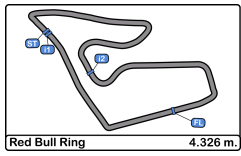


**Red Bull Ring**  
**Euroformula Open**  
**Free practice - 2**  
**Best 5 Lap Times**



Cls	N°	Driver	Nat	Cat	Cls	Team	Nat	Vehicle	Best 1		Best 2		Best 3		Best 4		Best 5	
									Time	Lap	Time	Lap	Time	Lap	Time	Lap	Time	Lap
1	71	Brad Benavides				Team Motopark		Dallara F320 Spiess	1:24.328	19	1:24.624	21	1:24.778	16	1:25.284	15	1:25.518	9
2	99	José Garfias				Team Motopark		Dallara F320 Spiess	1:24.495	23	1:24.666	18	1:25.131	10	1:25.543	8	1:25.547	17
3	95	Edward Pearson				Team Motopark		Dallara F320 Spiess	1:24.700	22	1:25.183	8	1:25.357	7	1:25.485	6	1:25.943	5
4	41	Fernando Barrichello		R	1	Team Motopark		Dallara F320 Spiess	1:25.103	19	1:25.181	18	1:25.256	16	1:25.476	17	1:25.738	15
5	11	Levente Revesz				Team Motopark		Dallara F320 Spiess	1:25.267	16	1:25.462	17	1:30.425	14	1:32.726	3	1:34.652	11
6	23	Michael Shin				Team Motopark		Dallara F320 Spiess	1:25.545	15	1:25.777	8	1:25.864	6	1:25.876	7	1:26.350	5
7	84	Francesco				BVM Racing		Dallara F320 Spiess	1:25.603	6	1:30.796	15	1:31.047	17	1:31.089	11	1:35.551	2
8	212	Paolo Brajnik		GC	1	NV Racing		Dallara F320 Spiess	1:26.146	11	1:26.511	9	1:26.891	12	1:26.941	8	1:28.700	7





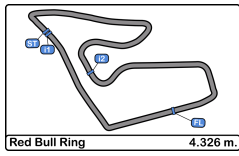
**Red Bull Ring**  
**Euroformula Open**  
**Free practice - 2**  
**Best 5 Top Speeds**



Clas	Nº	Driver	Nat	Cat	Cls	Team	Nat	Vehicle	Top 1		Top 2		Top 3		Top 4		Top 5		Avg	
									Km/h	Lap	Km/h	Lap	Km/h	Lap	Km/h	Lap	Km/h	Lap		
1	212	Paolo Brajnik		SRB	GC	1	NV Racing		Dallara F320 Spiess	225.4	10	224.5	13	224.5	14	223.6	12	223.1	11	224.2
2	84	Francesco Simonazzi		ITA			BVM Racing		Dallara F320 Spiess	221.7	9	220.8	10	219.9	8	219.5	13	219.0	7	220.2
3	41	Fernando Barrichello		BRA	R	1	Team Motopark		Dallara F320 Spiess	220.4	18	219.9	19	219.5	16	219.5	17	219.0	14	219.6
4	99	José Garfias		MEX			Team Motopark		Dallara F320 Spiess	220.4	20	220.4	21	220.4	22	220.4	23	220.4	24	220.4
5	71	Brad Benavides		USA			Team Motopark		Dallara F320 Spiess	219.5	5	219.0	4	219.0	16	219.0	18	219.0	19	219.1
6	11	Levente Revesz		HUN			Team Motopark		Dallara F320 Spiess	219.0	16	219.0	18	219.0	19	218.6	15	218.6	17	218.8
7	95	Edward Pearson		GBR			Team Motopark		Dallara F320 Spiess	219.0	17	219.0	19	219.0	20	219.0	22	218.6	8	218.9
8	23	Michael Shin		KOR			Team Motopark		Dallara F320 Spiess	218.6	15	218.6	16	218.6	17	218.1	4	218.1	14	218.4





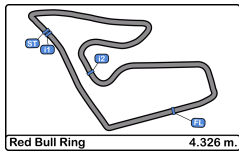


**Red Bull Ring**  
**Euroformula Open**  
**Free practice - 2**  
**Fastest Laps Sequence**



Lap	Time of Day	Session Time	Nº Driver	Nat	Cat	Team	Nat	Vehicle	Time	Km/h
2	16:36:37.457	3:37.457	95 Edward Pearson	GBR	GBR	Team Motopark	DEU	Dallara F320 Spiess	1:32.828	167.7
2	16:36:40.112	3:40.112	23 Michael Shin	KOR	KOR	Team Motopark	DEU	Dallara F320 Spiess	1:32.178	168.9
3	16:38:06.160	5:06.160	95 Edward Pearson	GBR	GBR	Team Motopark	DEU	Dallara F320 Spiess	1:28.703	175.5
3	16:38:13.388	5:13.388	71 Brad Benavides	USA	USA	Team Motopark	DEU	Dallara F320 Spiess	1:27.997	176.9
4	16:39:33.022	6:33.022	95 Edward Pearson	GBR	GBR	Team Motopark	DEU	Dallara F320 Spiess	1:26.862	179.2
4	16:39:40.017	6:40.017	71 Brad Benavides	USA	USA	Team Motopark	DEU	Dallara F320 Spiess	1:26.629	179.7
4	16:39:51.087	6:51.087	99 José Garfias	MEX	MEX	Team Motopark	DEU	Dallara F320 Spiess	1:26.187	180.6
5	16:40:58.965	7:58.965	95 Edward Pearson	GBR	GBR	Team Motopark	DEU	Dallara F320 Spiess	1:25.943	181.2
5	16:41:16.966	8:16.966	99 José Garfias	MEX	MEX	Team Motopark	DEU	Dallara F320 Spiess	1:25.879	181.3
6	16:42:24.450	9:24.450	95 Edward Pearson	GBR	GBR	Team Motopark	DEU	Dallara F320 Spiess	1:25.485	182.1
7	16:43:49.807	10:49.807	95 Edward Pearson	GBR	GBR	Team Motopark	DEU	Dallara F320 Spiess	1:25.357	182.4
8	16:45:14.990	12:14.990	95 Edward Pearson	GBR	GBR	Team Motopark	DEU	Dallara F320 Spiess	1:25.183	182.8
10	16:48:29.554	15:29.554	99 José Garfias	MEX	MEX	Team Motopark	DEU	Dallara F320 Spiess	1:25.131	182.9
18	17:06:37.816	33:37.816	99 José Garfias	MEX	MEX	Team Motopark	DEU	Dallara F320 Spiess	1:24.666	183.9
19	17:11:14.359	38:14.359	71 Brad Benavides	USA	USA	Team Motopark	DEU	Dallara F320 Spiess	1:24.328	184.6



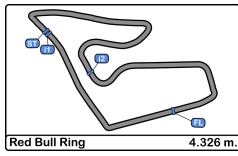


**Red Bull Ring**  
**Euroformula Open**  
**Free practice - 2**  
**Event Best Maximum Speed**



N°	Driver	Nat	Cat	Clas	Team	Nat	Vehicle	Km/h	Session
212	Paolo Brajnik		SRB	GC 1	NV Racing		Dallara F320 Spiess	225.4	Free practice - 2
84	Francesco Simonazzi		ITA		BVM Racing		Dallara F320 Spiess	221.7	Free practice - 2
41	Fernando Barrichello		BRA	R 1	Team Motopark		Dallara F320 Spiess	220.4	Free practice - 2
99	José Garfias		MEX		Team Motopark		Dallara F320 Spiess	220.4	Free practice - 2
71	Brad Benavides		USA		Team Motopark		Dallara F320 Spiess	219.5	Free practice - 2
95	Edward Pearson		GBR		Team Motopark		Dallara F320 Spiess	219.0	Free practice - 2
11	Levente Revesz		HUN		Team Motopark		Dallara F320 Spiess	219.0	Free practice - 2
23	Michael Shin		KOR		Team Motopark		Dallara F320 Spiess	218.6	Free practice - 2





**Red Bull Ring**  
**Euroformula Open**  
**Free practice - 2**  
**Pit Stop Analysis**



**11** Levente Revesz Dallara F320 Spiess

Team Motopark

N°	In Day Time	In Time	Out Time	Pit Time	T. Pit Time	Handicap	Diff.
1	16:44:55.811	16:44:55.811	16:47:42.079	2:46.268	2:46.268		
2	16:53:39.613	16:53:39.613	17:03:06.134	9:26.521	12:12.789		

**23** Michael Shin Dallara F320 Spiess

Team Motopark

N°	In Day Time	In Time	Out Time	Pit Time	T. Pit Time	Handicap	Diff.
1	16:46:54.591	16:46:54.591	16:47:22.981	28.390	28.390		
2	16:48:55.896	16:48:55.896	16:59:03.756	10:07.860	10:36.250		

**41** Fernando Barrichello Dallara F320 Spiess

Rookie

Team Motopark

N°	In Day Time	In Time	Out Time	Pit Time	T. Pit Time	Handicap	Diff.
1	16:50:11.358	16:50:11.358	16:59:28.707	9:17.349	9:17.349		

**71** Brad Benavides Dallara F320 Spiess

Team Motopark

N°	In Day Time	In Time	Out Time	Pit Time	T. Pit Time	Handicap	Diff.
1	16:48:21.887	16:48:21.887	16:50:38.121	2:16.234	2:16.234		
2	16:52:07.289	16:52:07.289	16:59:12.264	7:04.975	9:21.209		

**84** Francesco Simonazzi Dallara F320 Spiess

BVM Racing

N°	In Day Time	In Time	Out Time	Pit Time	T. Pit Time	Handicap	Diff.
1	16:37:25.754	16:37:25.754	16:38:27.348	1:01.594	1:01.594		
2	16:57:09.008	16:57:09.008	17:02:38.936	5:29.928	6:31.522		

**95** Edward Pearson Dallara F320 Spiess

Team Motopark

N°	In Day Time	In Time	Out Time	Pit Time	T. Pit Time	Handicap	Diff.
1	16:49:47.094	16:49:47.094	16:51:16.471	1:29.377	1:29.377		
2	16:54:21.581	16:54:21.581	17:00:16.980	5:55.399	7:24.776		

**99** José Garfias Dallara F320 Spiess

Team Motopark

N°	In Day Time	In Time	Out Time	Pit Time	T. Pit Time	Handicap	Diff.
1	16:51:23.328	16:51:23.328	16:54:29.607	3:06.279	3:06.279		
2	16:55:56.816	16:55:56.816	16:59:01.647	3:04.831	6:11.110		

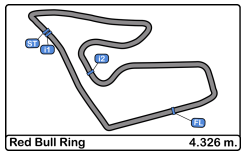
**212** Paolo Brajnik Dallara F320 Spiess

GC

NV Racing

N°	In Day Time	In Time	Out Time	Pit Time	T. Pit Time	Handicap	Diff.
1	16:38:22.960	16:38:22.960	16:44:53.385	6:30.425	6:30.425		
2	16:46:39.994	16:46:39.994	16:50:07.799	3:27.805	9:58.230		

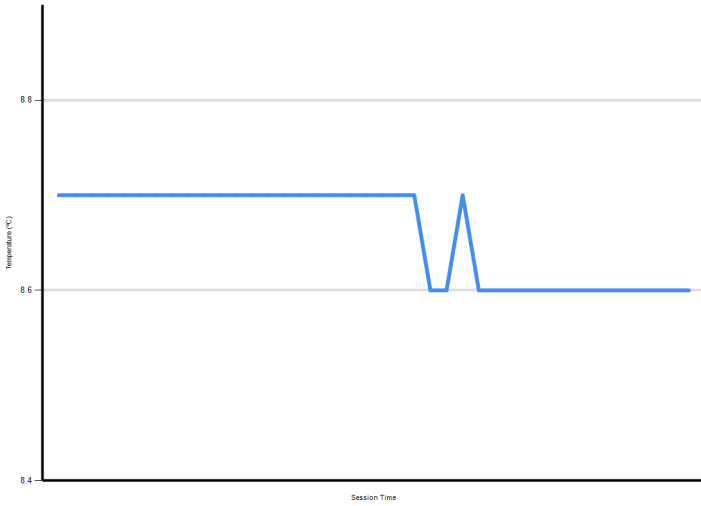





**Red Bull Ring**  
**Euroformula Open**  
**Free practice - 2**  
**Weather Report**



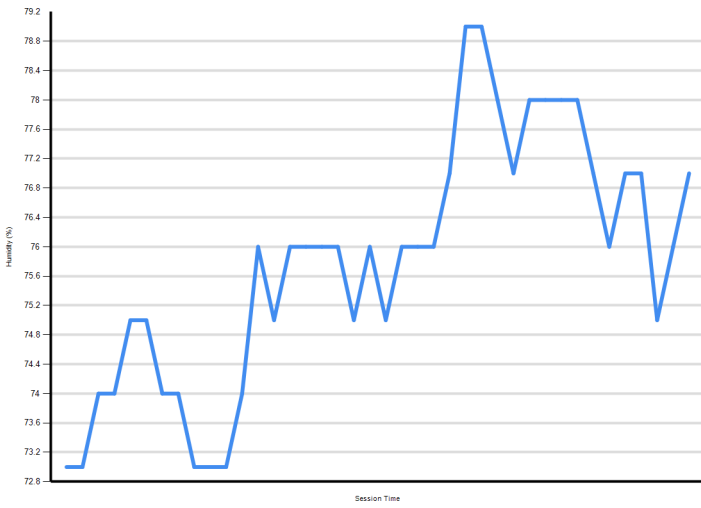
Air Temperature




Track Temperature



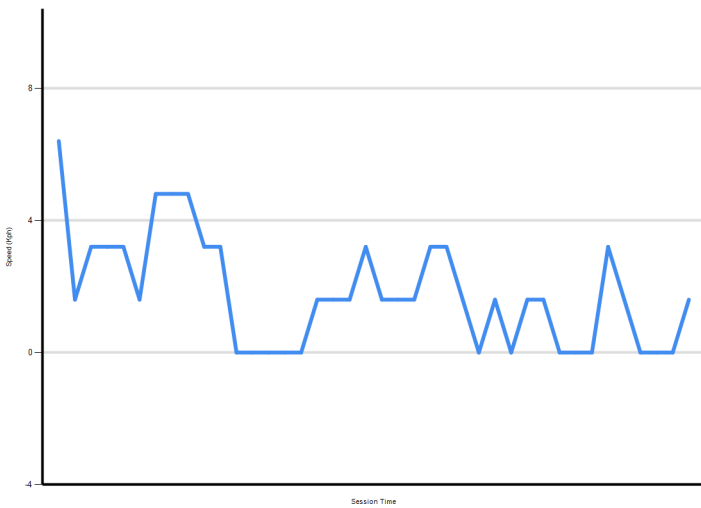
Humidity



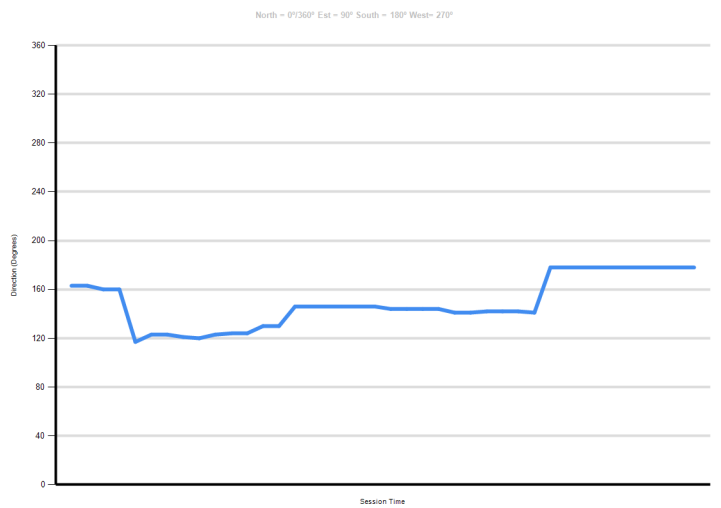
Pressure

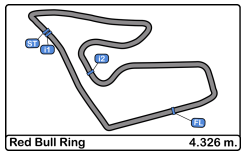


Wind Speed



Wind direction





**Red Bull Ring**  
**Euroformula Open**  
**Free Practice - 1 - 2**  
**Combined Results**



Cls	Nº	Driver	Nat	Cat	Clas	Team	Nat	Vehicle	Laps	FP1	FP2	Best	Gap	Interval	Km/h		
1	71	Brad Benavides	USA			Team Motopark	DEU	Dallara F320 Spiess	40	1:40.919	13	<b>1:24.328</b>	19	<b>1:24.328</b>	184.6		
2	99	José Garfias	MEX			Team Motopark	DEU	Dallara F320 Spiess	38	1:41.928	15	<b>1:24.495</b>	23	<b>1:24.495</b>	0.167	0.167	184.3
3	95	Edward Pearson	GBR			Team Motopark	DEU	Dallara F320 Spiess	37	1:41.660	14	<b>1:24.700</b>	22	<b>1:24.700</b>	0.372	0.205	183.8
4	41	Fernando Barrichello	BRA	R	1	Team Motopark	DEU	Dallara F320 Spiess	34	1:44.669	11	<b>1:25.103</b>	19	<b>1:25.103</b>	0.775	0.403	182.9
5	11	Levente Revesz	HUN			Team Motopark	DEU	Dallara F320 Spiess	34	1:44.013	14	<b>1:25.267</b>	16	<b>1:25.267</b>	0.939	0.164	182.6
6	23	Michael Shin	KOR			Team Motopark	DEU	Dallara F320 Spiess	36	1:42.555	15	<b>1:25.545</b>	15	<b>1:25.545</b>	1.217	0.278	182.0
7	84	Francesco Simonazzi	ITA			BVM Racing	ITA	Dallara F320 Spiess	40	1:44.316	17	<b>1:25.603</b>	6	<b>1:25.603</b>	1.275	0.058	181.9
8	21	Paolo Brajnik	SRB	GC	1	NV Racing	SRB	Dallara F320 Spiess	14			<b>1:26.146</b>	11	<b>1:26.146</b>	1.818	0.543	180.7

**\* PENALTIES**

CARS 99, 84 AND 11 BEST LAP TIME DELETED - ABUSING TRACK LIMITS


Published at:.....

**Race Director:**

Neus Santamaría Sanromà

DPB-0825-ESP/CAT

**Timekeeper:**

  
 Luis Garcia

JOB-2654-ESP/M

