

Red Bull Ring
Euroformula Open
Qualifying
Provisional Results



Clas	Nº	Driver	Nat	Cat	Clas	Team	Nat	Vehicle	Laps	Best	Time	Gap	Interval	Km/h
1	99	José Garfias	MEX			Team Motopark	DEU	Dallara F320 Spiess	12	8	1:23.571			186.3
2	71	Brad Benavides	USA			Team Motopark	DEU	Dallara F320 Spiess	12	9	1:23.909	0.338	0.338	185.6
3	95	Edward Pearson	GBR			Team Motopark	DEU	Dallara F320 Spiess	13	10	1:23.994	0.423	0.085	185.4
4	84	Francesco Simonazzi	ITA			BVM Racing	ITA	Dallara F320 Spiess	13	12	1:24.079	0.508	0.085	185.2
5	41	Fernando Barrichello	BRA	R	1	Team Motopark	DEU	Dallara F320 Spiess	13	12	1:24.310	0.739	0.231	184.7
6	23	Michael Shin	KOR			Team Motopark	DEU	Dallara F320 Spiess	13	8	1:24.395	0.824	0.085	184.5
7	212	Paolo Brajnik	SRB	GC	1	NV Racing	SRB	Dallara F320 Spiess	13	11	1:26.341	2.770	1.946	180.3
8	11	Levente Revesz	HUN			Team Motopark	DEU	Dallara F320 Spiess	13	5	1:30.601	7.030	4.260	171.8

*** PENALTIES**

CAR #212 - #11 - #23 DELETED BEST LAP DUE ABUSING TRACK LIMITS

Published at:.....

Track Temp: **12.0 °C** Air Temp: **10.1 °C** Humidity: **60 %** Track Status: **WET**

Race Director:

Neus Santamaría Sanromà

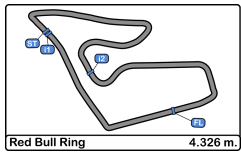
DPB-0825-ESP/CAT

Timekeeper:


 Luis Garcia

JOB-2654-ESP/M





Red Bull Ring
Euroformula Open
Qualifying
Track Limit



The Stewards, having received a report from Race Director, have considered the following matter and determine the following:

Session Qualifying
Fact The cars below did not use the track at the turns listed below

Infringement Breach of Appendix L Chapter IV Article 2 c) of the FIA International Sporting Code and Article 19.4/19.5 of the Sporting Regulations.

Decision Deletion of the lap times shown in accordance with Article 12.4.1.e of the FIA International Sporting Code.

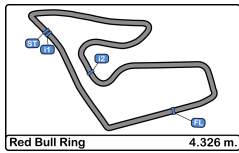
Note

- Certain decisions of the Stewards are subject to appeal (Article 15 of the FIA International Sporting Code).
- These penalties are not subject to appeal Article.12.3.4 of the FIA International Sporting Code and Article 16.5 of the Sporting Regulations.
- According to Article.12.3.3.b of the FIA International Sporting Code these decisions become immediately binding even in case of an appeal.

Ord	Turn	N° Driver	Entrant/Team	Time of Day	Lap Time
1	9	212 Paolo Brajnik	NV Racing	10:37:29.317	3:20.293
2	9	212 Paolo Brajnik	NV Racing	10:38:57.309	1:27.992
3	9	95 Edward Pearson	Team Motopark	10:41:14.302	1:27.961
4	9	212 Paolo Brajnik	NV Racing	10:41:52.063	1:27.155
5	9	11 Levente Revesz	Team Motopark	10:42:19.948	1:26.024
6	10	212 Paolo Brajnik	NV Racing	10:43:18.976	1:26.913
7	9	23 Michael Shin	Team Motopark	10:43:59.374	1:25.427
8	10	11 Levente Revesz	Team Motopark	10:45:32.804	1:24.872
9	9	23 Michael Shin	Team Motopark	10:46:47.934	1:24.165
10	9	95 Edward Pearson	Team Motopark	10:46:56.162	1:28.628
11	9	23 Michael Shin	Team Motopark	10:48:12.177	1:24.243
12	9	23 Michael Shin	Team Motopark	10:49:36.452	1:24.275
13	10	11 Levente Revesz	Team Motopark	10:49:45.898	1:24.275
14	9	99 José Garfías	Team Motopark	10:50:48.659	1:23.632
15	9	11 Levente Revesz	Team Motopark	10:51:09.802	1:23.904

The Stewards:





Red Bull Ring
Euroformula Open
Qualifying
Provisional Results by Category



Rookie														
Clas	Nº	Driver	Nat	Cat	Clas	Team	Nat	Vehicle	Laps	Best	Time	Gap	Interval	Km/h
1	41	Fernando Barrichello		R	1	Team Motopark		Dallara F320 Spiess	13	12	1:24.310			184.7

GC														
Clas	Nº	Driver	Nat	Cat	Clas	Team	Nat	Vehicle	Laps	Best	Time	Gap	Interval	Km/h
1	212	Paolo Brajnik		GC	1	NV Racing		Dallara F320 Spiess	13	11	1:26.341			180.3

Clas	Nº	Driver	Nat	Cat	Clas	Team	Nat	Vehicle	Laps	Best	Time	Gap	Interval	Km/h
1	99	José Garfias				Team Motopark		Dallara F320 Spiess	12	8	1:23.571			186.3
2	71	Brad Benavides				Team Motopark		Dallara F320 Spiess	12	9	1:23.909	0.338	0.338	185.6
3	95	Edward Pearson				Team Motopark		Dallara F320 Spiess	13	10	1:23.994	0.423	0.085	185.4
4	84	Francesco Simonazzi				BVM Racing		Dallara F320 Spiess	13	12	1:24.079	0.508	0.085	185.2
5	23	Michael Shin				Team Motopark		Dallara F320 Spiess	13	8	1:24.395	0.824	0.316	184.5
6	11	Levente Revesz				Team Motopark		Dallara F320 Spiess	13	5	1:30.601	7.030	6.206	171.8

*** PENALTIES**

CAR #212 - #11 - #23 DELETED BEST LAP DUE ABUSING TRACK LIMITS

Published at:.....

Track Temp: 12.0 °C Air Temp: 10.1 °C Humidity: 60 % Track Status: WET

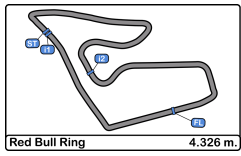
Race Director:

Neus Santamaría Sanromà
 DPB-0825-ESP/CAT

Timekeeper:

Luis Garcia
 JOB-2654-ESP/M





Red Bull Ring
Euroformula Open
Qualifying
Lap Analysis



11 Levente Revesz Dallara F320 Spiess **71** Brad Benavides Dallara F320 Spiess

Team Motopark

Team Motopark

Lap	D	Time	Sector 1	Sector 2	Sector 3	T. Spd	Elapsed	Lap	D	Time	Sector 1	Sector 2	Sector 3	T. Spd	Elapsed
1		10:32:17.352	10:31:00.123	47.480	29.749	183.6	10:32:17.352	1		10:32:18.585	10:31:00.849	48.447	29.289	195.2	10:32:18.585
2		1:45.103 P	24.413	42.459	38.231	199.2	10:34:02.455	2		1:46.422 P	23.780	43.072	39.570	213.4	10:34:05.007
3		3:47.594	2:33.253	44.988	29.353	192.1	10:37:50.049	3		4:28.648	3:17.782	43.633	27.233	201.4	10:38:33.655
4		1:33.274	24.256	41.643	27.375	205.3	10:39:23.323	4		1:32.825	23.494	41.715	27.616	211.7	10:40:06.480
5		1:30.601	23.386	40.771	26.444	208.8	10:40:53.924	5		1:27.754	22.863	39.926	24.965	213.0	10:41:34.234
6		1:26.924	22.382	38.777	24.865	219.5	10:42:19.948	6		1:24.586	22.100	38.012	24.474	219.5	10:42:58.820
7		1:47.984	22.182	57.396	28.406	219.5	10:44:07.932	7		1:26.521	21.868	40.054	24.599	220.8	10:44:25.341
8		1:24.872	22.370	38.043	24.459	220.4	10:45:32.804	8		1:23.945	21.867	37.798	24.280	220.4	10:45:49.286
9		1:24.584	22.064	37.990	24.530	221.7	10:46:57.388	9		1:23.909	21.778	37.943	24.188	221.7	10:47:13.195
10		1:24.235	21.957	37.785	24.493	223.6	10:48:21.623	10		1:41.175	26.512	49.930	24.733	119.2	10:48:54.370
11		1:24.275	21.974	37.866	24.435	223.1	10:49:45.898	11		1:24.083	21.935	37.837	24.311	222.2	10:50:18.453
12		1:23.904	21.904	37.764	24.236	222.2	10:51:09.802	12		2:09.043 P	26.232	52.157	50.654	154.0	10:52:27.496
13		1:39.774 P	22.552	40.551	36.671	210.5	10:52:49.576								

84

Francesco Simonazzi

Dallara F320 Spiess

23

Michael Shin

Dallara F320 Spiess

BVM Racing

Team Motopark

Lap	D	Time	Sector 1	Sector 2	Sector 3	T. Spd	Elapsed	Lap	D	Time	Sector 1	Sector 2	Sector 3	T. Spd	Elapsed
1		10:32:00.878	10:30:47.315	44.613	28.950	198.1	10:32:00.878	1		10:32:04.994	10:30:50.951	44.689	29.354	203.7	10:32:04.994
2		1:32.176	23.929	41.685	26.562	212.5	10:33:33.054	2		1:30.519	23.387	41.041	26.091	216.0	10:33:35.513
3		1:34.990 P	23.000	39.551	32.439	216.4	10:35:08.044	3		1:33.987 P	22.429	39.519	32.039	218.6	10:35:09.500
4		4:30.667	3:18.107	44.795	27.765	208.0	10:39:38.711	4		3:43.478	2:32.819	43.521	27.138	211.3	10:38:52.978
5		1:28.967	23.267	40.060	25.640	216.4	10:41:07.678	5		1:29.119	22.903	40.125	26.091	219.0	10:40:22.097
6		1:26.269	22.614	38.606	25.049	218.1	10:42:33.947	6		1:28.194	22.269	40.275	25.650	219.5	10:41:50.291
7		1:25.427	22.344	38.252	24.831	220.4	10:43:59.374	7		1:25.455	22.125	38.497	24.833	218.6	10:43:15.746
8		1:24.395	22.036	37.900	24.459	219.9	10:45:23.769	8		1:24.425	21.863	38.095	24.467	220.4	10:44:40.171
9		1:24.165	22.004	37.848	24.313	220.8	10:46:47.934	9		1:24.203	21.850	37.956	24.397	220.4	10:46:04.374
10		1:24.243	21.926	37.909	24.408	221.7	10:48:12.177	10		1:24.325	22.097	37.932	24.296	220.4	10:47:28.699
11		1:24.275	22.025	37.919	24.331	221.7	10:49:36.452	11		1:24.080	21.876	37.718	24.486	221.7	10:48:52.779
12		1:24.214	21.907	37.945	24.362	221.3	10:51:00.666	12		1:24.079	21.847	37.867	24.365	221.3	10:50:16.858
13		1:42.983 P	22.378	42.130	38.475	220.4	10:52:43.649	13		2:03.626 P	27.028	52.485	44.113	151.6	10:52:20.484

95

Edward Pearson

Dallara F320 Spiess

41

Fernando Barrichello

Dallara F320 Spiess

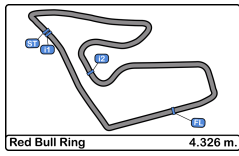
Team Motopark

Rookie

Team Motopark

Lap	D	Time	Sector 1	Sector 2	Sector 3	T. Spd	Elapsed	Lap	D	Time	Sector 1	Sector 2	Sector 3	T. Spd	Elapsed
1		10:32:20.453	10:31:08.307	44.127	28.019	199.6	10:32:20.453	1		10:32:04.593	10:30:46.698	48.429	29.466	179.4	10:32:04.593
2		1:34.655	23.965	41.937	28.753	216.0	10:33:55.108	2		1:52.799 P	25.340	45.018	42.441	197.8	10:33:57.392
3		1:37.620 P	22.778	39.321	35.521	217.7	10:35:32.728	3		4:14.265	2:59.973	45.252	29.040	197.4	10:38:11.657
4		4:17.193	3:06.100	43.514	27.579	204.9	10:39:49.921	4		1:34.684	24.103	42.551	28.030	214.2	10:39:46.341
5		1:30.857	23.412	40.800	26.645	214.2	10:41:20.778	5		1:27.964	22.810	39.956	25.195	220.8	10:41:14.302
6		1:27.829	23.006	39.349	25.474	216.4	10:42:48.607	6		1:24.894	22.097	38.273	24.524	220.4	10:42:39.196
7		1:25.526	22.169	38.547	24.810	220.4	10:44:14.133	7		1:24.343	21.981	37.864	24.498	221.3	10:44:03.539
8		1:24.668	22.123	37.970	24.575	220.4	10:45:38.801	8		1:23.995	21.883	37.775	24.337	220.8	10:45:27.534
9		1:24.533	22.062	37.958	24.513	221.7	10:47:03.334	9		1:28.628	22.930	41.179	24.519	181.5	10:46:56.162
10		1:26.731	21.980	39.603	25.148	222.6	10:48:30.065	10		1:23.994	21.842	37.851	24.301	222.2	10:48:20.156
11		1:26.731	21.980	39.603	25.148	222.6	10:48:30.065	11		1:28.340	21.998	39.631	26.711	221.3	10:49:48.496
12		1:24.752	22.062	38.066	24.624	222.2	10:49:54.817	12		1:24.155	21.881	37.964	24.310	222.6	10:51:12.651
13		1:24.310	21.906	37.850	24.554	222.2	10:51:19.127	13		1:51.819 P	25.251	44.601	41.967	174.7	10:53:04.470
13		1:50.386 P	22.916	42.614	44.856	201.1	10:53:09.513								





Red Bull Ring
Euroformula Open
Qualifying
Lap Analysis



99

José Garfias

Dallara F320 Spiess

Team Motopark

Lap	D	Time	Sector 1	Sector 2	Sector 3	T. Spd	Elapsed
1		10:32:07.902	10:30:50.957	47.433	29.512	164.1	10:32:07.902
2		1:35.498	24.678	42.662	28.158	199.6	10:33:43.400
3		1:36.646 P	23.496	40.426	32.724	213.0	10:35:20.046
4		4:01.560	2:48.590	44.388	28.582	191.8	10:39:21.606
5		1:35.276	25.819	42.530	26.927	177.6	10:40:56.882
6		1:29.320	23.786	39.975	25.559	208.0	10:42:26.202
7		1:24.363	22.052	37.939	24.372	220.8	10:43:50.565
8		<u>1:23.571</u>	21.862	<u>37.491</u>	24.218	220.8	10:45:14.136
9		1:23.613	21.846	37.684	24.083	221.7	10:46:37.749
10		1:23.646	21.858	37.720	<u>24.068</u>	221.3	10:48:01.395
11		1:23.632	21.891	37.615	24.126	222.2	10:49:25.027
12		1:23.632	<u>21.815</u>	37.674	24.143	222.6	10:50:48.659
13			26.543	41.854		187.1	

212

Paolo Brajnik

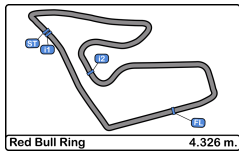
Dallara F320 Spiess

GC

NV Racing

Lap	D	Time	Sector 1	Sector 2	Sector 3	T. Spd	Elapsed
1		10:32:24.064	10:31:04.569	49.499	29.996	199.6	10:32:24.064
2		1:44.960 P	23.883	42.151	38.926	216.4	10:34:09.024
3		3:20.293	2:11.948	42.005	26.340	212.5	10:37:29.317
4		4:27.992	22.473	39.384	26.135	218.6	10:38:57.309
5		1:27.599	22.629	39.190	25.780	219.5	10:40:24.908
6		4:27.155	22.325	39.036	25.794	219.5	10:41:52.063
7		4:26.913	22.383	38.957	25.573	219.5	10:43:18.976
8		4:26.353	22.105	38.571	25.677	219.5	10:44:45.329
9		1:26.395	22.280	38.699	25.416	219.5	10:46:11.724
10		1:28.556	22.469	39.765	26.322	219.0	10:47:40.280
11		<u>1:26.341</u>	22.234	38.823	25.284	219.9	10:49:06.621
12		4:26.833	22.150	<u>38.421</u>	<u>25.262</u>	219.9	10:50:32.454
13		1:54.288 P	<u>22.002</u>	43.200	49.086	220.4	10:52:26.742



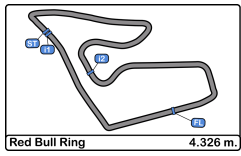


Red Bull Ring
Euroformula Open
Qualifying
Best Sectors Results



Sector - 1				Sector - 2				Sector - 3				Ideal Lap vs Best Lap			
Clas	Nº	Driver	Time	Nº	Driver	Time	Nº	Driver	Time	Clas	Nº	Driver	Ideal Lap	Best Lap	Clas
1	71	Brad Benavides	21.778	99	José Garfias	37.491	99	José Garfias	24.068	1	99	José Garfias	1:23.374	1:23.571	1
2	99	José Garfias	21.815	84	Francesco Simonazzi	37.718	71	Brad Benavides	24.188	2	71	Brad Benavides	1:23.764	1:23.909	2
3	95	Edward Pearson	21.842	11	Levente Revesz	37.764	11	Levente Revesz	24.236	3	84	Francesco Simonazzi	1:23.861	1:24.079	4
4	84	Francesco Simonazzi	21.847	95	Edward Pearson	37.775	84	Francesco Simonazzi	24.296	4	11	Levente Revesz	1:23.904	1:30.601	8
5	11	Levente Revesz	21.904	71	Brad Benavides	37.798	95	Edward Pearson	24.301	5	95	Edward Pearson	1:23.918	1:23.994	3
6	41	Fernando Barrichello	21.906	23	Michael Shin	37.848	23	Michael Shin	24.313	6	23	Michael Shin	1:24.068	1:24.395	6
7	23	Michael Shin	21.907	41	Fernando Barrichello	37.850	41	Fernando Barrichello	24.513	7	41	Fernando Barrichello	1:24.269	1:24.310	5
8	212	Paolo Brajnik	22.002	212	Paolo Brajnik	38.421	212	Paolo Brajnik	25.262	8	212	Paolo Brajnik	1:25.685	1:26.341	7



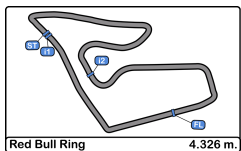


Red Bull Ring
Euroformula Open
Qualifying
Best 5 Lap Times



Cls	N°	Driver	Nat	Cat	Cls	Team	Nat	Vehicle	Best 1		Best 2		Best 3		Best 4		Best 5	
									Time	Lap	Time	Lap	Time	Lap	Time	Lap	Time	Lap
1	99	José Garfias	MEX			Team Motopark	DEU	Dallara F320 Spiess	1:23.571	8	1:23.613	9	1:23.632	11	1:23.646	10	1:24.363	7
2	71	Brad Benavides	USA			Team Motopark	DEU	Dallara F320 Spiess	1:23.909	9	1:23.945	8	1:24.083	11	1:24.586	6	1:26.521	7
3	95	Edward Pearson	GBR			Team Motopark	DEU	Dallara F320 Spiess	1:23.994	10	1:23.995	8	1:24.155	12	1:24.343	7	1:24.894	6
4	84	Francesco	ITA			BVM Racing	ITA	Dallara F320 Spiess	1:24.079	12	1:24.080	11	1:24.203	9	1:24.325	10	1:24.425	8
5	41	Fernando Barrichello	BRA	R	1	Team Motopark	DEU	Dallara F320 Spiess	1:24.310	12	1:24.533	9	1:24.668	8	1:24.752	11	1:25.526	7
6	23	Michael Shin	KOR			Team Motopark	DEU	Dallara F320 Spiess	1:24.395	8	1:26.269	6	1:28.967	5	1:32.176	2	1:34.990	3
7	212	Paolo Brajnik	SRB	GC	1	NV Racing	SRB	Dallara F320 Spiess	1:26.341	11	1:26.395	9	1:27.599	5	1:28.556	10	1:44.960	2
8	11	Levente Revesz	HUN			Team Motopark	DEU	Dallara F320 Spiess	1:30.601	5	1:33.274	4	1:39.774	13	1:45.103	2	3:47.594	3



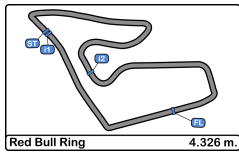


Red Bull Ring
Euroformula Open
Qualifying
Best 5 Top Speeds



Clas	Nº	Driver	Nat	Cat	Cls	Team	Nat	Vehicle	Top 1		Top 2		Top 3		Top 4		Top 5		Avg
									Km/h	Lap	Km/h	Lap	Km/h	Lap	Km/h	Lap	Km/h	Lap	
1	11	Levente Revesz				Team Motopark		Dallara F320 Spiess	223.6	10	223.1	11	222.2	12	221.7	9	220.4	8	222.2
2	41	Fernando Barrichello		R	1	Team Motopark		Dallara F320 Spiess	222.6	10	222.2	11	222.2	12	221.7	9	220.4	7	221.8
3	95	Edward Pearson				Team Motopark		Dallara F320 Spiess	222.6	12	222.2	10	221.3	7	221.3	11	220.8	5	221.6
4	99	José Garfias				Team Motopark		Dallara F320 Spiess	222.6	12	222.2	11	221.7	9	221.3	10	220.8	7	221.7
5	71	Brad Benavides				Team Motopark		Dallara F320 Spiess	222.2	11	221.7	9	220.8	7	220.4	8	219.5	6	220.9
6	23	Michael Shin				Team Motopark		Dallara F320 Spiess	221.7	10	221.7	11	221.3	12	220.8	9	220.4	7	221.2
7	84	Francesco Simonazzi				BVM Racing		Dallara F320 Spiess	221.7	11	221.3	12	220.4	8	220.4	9	220.4	10	220.8
8	212	Paolo Brajnik		GC	1	NV Racing		Dallara F320 Spiess	220.4	13	219.9	11	219.9	12	219.5	5	219.5	6	219.8



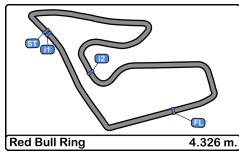


Red Bull Ring
Euroformula Open
Qualifying
Fastest Laps Sequence



Lap	Time of Day	Session Time	Nº Driver	Nat	Cat	Team	Nat	Vehicle	Time	Km/h
2	10:33:33.054	3:33.054	23 Michael Shin		KOR	Team Motopark		Dallara F320 Spiess	1:32.176	168.9
2	10:33:35.513	3:35.513	84 Francesco Simonazzi		ITA	BVM Racing		Dallara F320 Spiess	1:30.519	172.0
5	10:40:22.097	10:22.097	84 Francesco Simonazzi		ITA	BVM Racing		Dallara F320 Spiess	1:29.119	174.7
5	10:40:24.908	10:24.908	212 Paolo Brajnik		SRB	GC NV Racing		Dallara F320 Spiess	1:27.599	177.7
6	10:42:33.947	12:33.947	23 Michael Shin		KOR	Team Motopark		Dallara F320 Spiess	1:26.269	180.5
6	10:42:39.196	12:39.196	95 Edward Pearson		GBR	Team Motopark		Dallara F320 Spiess	1:24.894	183.4
6	10:42:58.820	12:58.820	71 Brad Benavides		USA	Team Motopark		Dallara F320 Spiess	1:24.586	184.1
7	10:43:50.565	13:50.565	99 José Garfias		MEX	Team Motopark		Dallara F320 Spiess	1:24.363	184.6
7	10:44:03.539	14:03.539	95 Edward Pearson		GBR	Team Motopark		Dallara F320 Spiess	1:24.343	184.6
8	10:45:14.136	15:14.136	99 José Garfias		MEX	Team Motopark		Dallara F320 Spiess	1:23.571	186.3



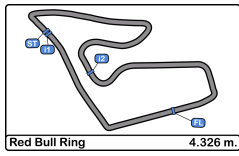


Red Bull Ring
Euroformula Open
Qualifying
Event Best Maximum Speed



N°	Driver	Nat	Cat	Clas	Team	Nat	Vehicle	Km/h	Session
212	Paolo Brajnik		SRB	GC 1	NV Racing		Dallara F320 Spiess	225.4	Free practice - 2
11	Levente Revesz		HUN		Team Motopark		Dallara F320 Spiess	223.6	Qualifying
41	Fernando Barrichello		BRA	R 1	Team Motopark		Dallara F320 Spiess	222.6	Qualifying
99	José Garfias		MEX		Team Motopark		Dallara F320 Spiess	222.6	Qualifying
95	Edward Pearson		GBR		Team Motopark		Dallara F320 Spiess	222.6	Qualifying
71	Brad Benavides		USA		Team Motopark		Dallara F320 Spiess	222.2	Qualifying
84	Francesco Simonazzi		ITA		BVM Racing		Dallara F320 Spiess	221.7	Qualifying
23	Michael Shin		KOR		Team Motopark		Dallara F320 Spiess	221.7	Qualifying





Red Bull Ring
Euroformula Open
Qualifying
Pit Stop Analysis



11 Levente Revesz Dallara F320 Spiess

Team Motopark

N°	In Day Time	In Time	Out Time	Pit Time	T. Pit Time	Handicap	Diff.
1	10:33:57.008	10:33:57.008	10:36:10.237	2:13.229	2:13.229		

23 Michael Shin Dallara F320 Spiess

Team Motopark

N°	In Day Time	In Time	Out Time	Pit Time	T. Pit Time	Handicap	Diff.
1	10:35:02.301	10:35:02.301	10:38:00.574	2:58.273	2:58.273		

41 Fernando Barrichello Dallara F320 Spiess

Rookie

Team Motopark

N°	In Day Time	In Time	Out Time	Pit Time	T. Pit Time	Handicap	Diff.
1	10:35:27.008	10:35:27.008	10:38:12.628	2:45.620	2:45.620		

71 Brad Benavides Dallara F320 Spiess

Team Motopark

N°	In Day Time	In Time	Out Time	Pit Time	T. Pit Time	Handicap	Diff.
1	10:33:58.973	10:33:58.973	10:36:57.980	2:59.007	2:59.007		

84 Francesco Simonazzi Dallara F320 Spiess

BVM Racing

N°	In Day Time	In Time	Out Time	Pit Time	T. Pit Time	Handicap	Diff.
1	10:35:04.228	10:35:04.228	10:37:17.447	2:13.219	2:13.219		

95 Edward Pearson Dallara F320 Spiess

Team Motopark

N°	In Day Time	In Time	Out Time	Pit Time	T. Pit Time	Handicap	Diff.
1	10:33:51.350	10:33:51.350	10:36:30.307	2:38.957	2:38.957		

99 José Garfias Dallara F320 Spiess

Team Motopark

N°	In Day Time	In Time	Out Time	Pit Time	T. Pit Time	Handicap	Diff.
1	10:35:14.447	10:35:14.447	10:37:42.419	2:27.972	2:27.972		

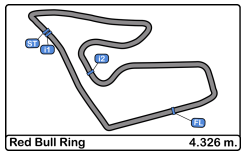
212 Paolo Brajnik Dallara F320 Spiess

GC

NV Racing

N°	In Day Time	In Time	Out Time	Pit Time	T. Pit Time	Handicap	Diff.
1	10:34:02.447	10:34:02.447	10:35:58.062	1:55.615	1:55.615		







Red Bull Ring
Euroformula Open
Qualifying
Weather Report



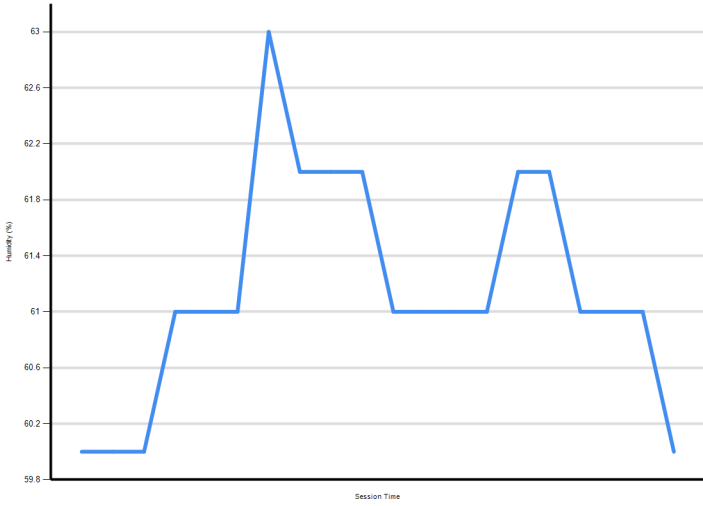
Air Temperature




Track Temperature



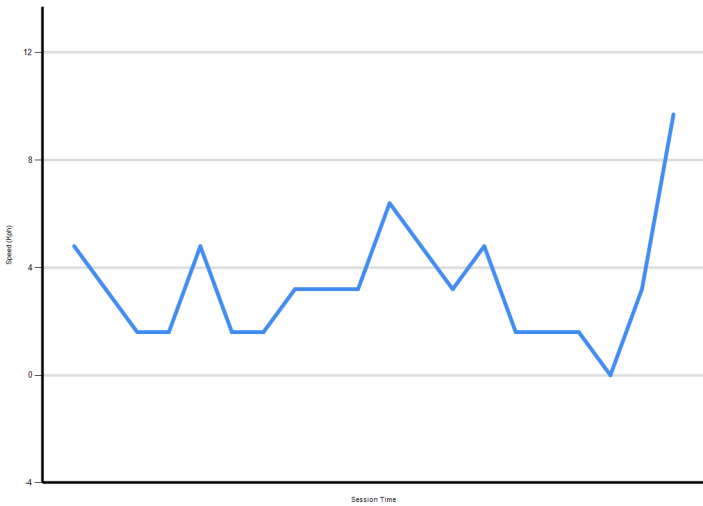
Humidity



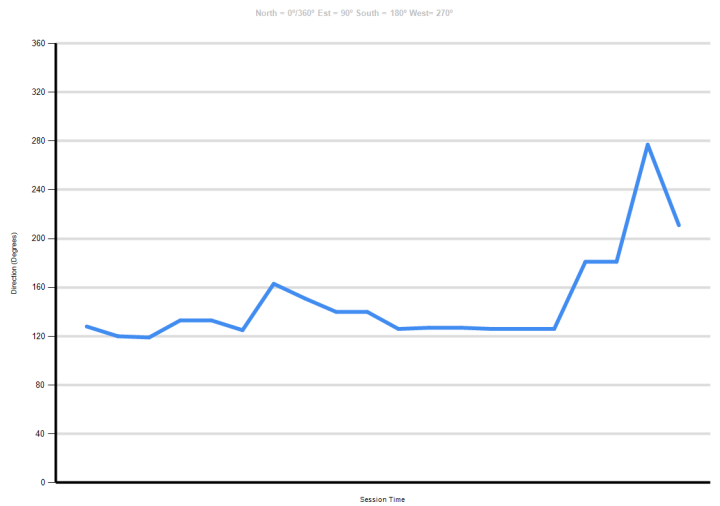
Pressure



Wind Speed



Wind direction



North = 0°/360° East = 90° South = 180° West = 270°

