

Red Bull Ring
Euroformula Open
Race - 1
Provisional Results



Clas	Nº	Driver	Nat	Cat	Clas	Team	Nat	Vehicle	Laps	Total Time	Gap	Interval	Km/h	Best	Time	Km/h
1	71	Brad Benavides				Team Motopark		Dallara F320 Spiess	19	31:07.311			158.4	10	1:36.881	160.7
2	95	Edward Pearson				Team Motopark		Dallara F320 Spiess	19	31:22.945	15.634	15.634	157.1	10	1:37.774	159.2
3	11	Levente Revesz				Team Motopark		Dallara F320 Spiess	19	31:25.555	18.244	2.610	156.9	10	1:37.889	159.0
4	84	Francesco Simonazzi				BVM Racing		Dallara F320 Spiess	19	31:27.942	20.631	2.387	156.7	8	1:37.872	159.1
5	23	Michael Shin				Team Motopark		Dallara F320 Spiess	19	31:28.311	21.000	0.369	156.7	9	1:38.140	158.6
6	41	Fernando Barrichello		R	1	Team Motopark		Dallara F320 Spiess	19	31:48.349	41.038	20.038	155.0	10	1:37.721	159.3
Not classified: (Requirements: 75% of number laps of leader = 15 Laps)																
	212	Paolo Brajnik		GC		NV Racing		Dallara F320 Spiess	1	2:06.324	18 Laps	18 Laps	123.2	1	2:06.324	123.2
	99	José Garfias				Team Motopark		Dallara F320 Spiess								

Fastest lap Brad Benavides in 1:36.881 at 160.7 Km/h in lap 10

Published at:.....

Track Temp: 10.5 °C Air Temp: 9.2 °C Humidity: 68 % Track Status: WET

Race Director:

Neus Santamaría Sanromà

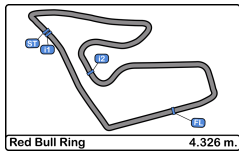
DPB-0825-ESP/CAT

Timekeeper:

Luis Garcia

JOB-2654-ESP/M





Red Bull Ring
Euroformula Open
Race - 1
Provisional Results by Category



Rookie																
Clas	Nº	Driver	Nat	Cat	Clas	Team	Nat	Vehicle	Laps	Total Time	Gap	Interval	Km/h	Best	Time	Km/h
1	41	Fernando Barrichello		R	1	Team Motopark		Dallara F320 Spiess	19	31:48.349			155.0	10	1:37.721	159.3

GC																
Clas	Nº	Driver	Nat	Cat	Clas	Team	Nat	Vehicle	Laps	Total Time	Gap	Interval	Km/h	Best	Time	Km/h

Not classified: (Requirements: 75% of number laps of leader = 15 Laps)

212	Paolo Brajnik		SRB	GC	1	NV Racing		Dallara F320 Spiess	1	2:06.324			123.2	1	2:06.324	123.2
-----	---------------	--	-----	----	---	-----------	--	---------------------	---	----------	--	--	-------	---	----------	-------

Clas	Nº	Driver	Nat	Cat	Clas	Team	Nat	Vehicle	Laps	Total Time	Gap	Interval	Km/h	Best	Time	Km/h
1	71	Brad Benavides				Team Motopark		Dallara F320 Spiess	19	31:07.311			158.4	10	1:36.881	160.7
2	95	Edward Pearson				Team Motopark		Dallara F320 Spiess	19	31:22.945	15.634	15.634	157.1	10	1:37.774	159.2
3	11	Levente Revesz				Team Motopark		Dallara F320 Spiess	19	31:25.555	18.244	2.610	156.9	10	1:37.889	159.0
4	84	Francesco Simonazzi				BVM Racing		Dallara F320 Spiess	19	31:27.942	20.631	2.387	156.7	8	1:37.872	159.1
5	23	Michael Shin				Team Motopark		Dallara F320 Spiess	19	31:28.311	21.000	0.369	156.7	9	1:38.140	158.6

Not classified: (Requirements: 75% of number laps of leader = 15 Laps)

99	José Garfias		MEX			Team Motopark		Dallara F320 Spiess								
----	--------------	--	-----	--	--	---------------	--	---------------------	--	--	--	--	--	--	--	--

Fastest lap Brad Benavides in 1:36.881 at 160.7 Km/h in lap 10

Published at:.....

Track Temp: 10.5 °C Air Temp: 9.2 °C Humidity: 68 % Track Status: WET

Race Director:

Neus Santamaría Sanromà

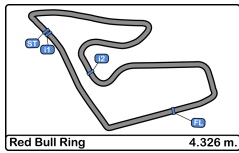
DPB-0825-ESP/CAT

Timekeeper:

Luis Garcia

JOB-2654-ESP/M





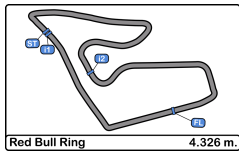
Red Bull Ring
Euroformula Open
Race - 1



Provisional Classification by Driver Fastest Lap

Cl	N°	Entrant/Team	Nat	Vehicle	Driver	Nat	Cat	Cl	Laps	Best	Time	Gap	Interval	Km/h
1	71	Team Motopark		Dallara F320 Spiess	Brad Benavides				19	10	1:36.881			160.7
2	41	Team Motopark		Dallara F320 Spiess	Fernando Barrichello		R	1	19	10	1:37.721	0.840	0.840	159.3
3	95	Team Motopark		Dallara F320 Spiess	Edward Pearson				19	10	1:37.774	0.893	0.053	159.2
4	84	BVM Racing		Dallara F320 Spiess	Francesco Simonazzi				19	8	1:37.872	0.991	0.098	159.1
5	11	Team Motopark		Dallara F320 Spiess	Levente Revesz				19	10	1:37.889	1.008	0.017	159.0
6	23	Team Motopark		Dallara F320 Spiess	Michael Shin				19	9	1:38.140	1.259	0.251	158.6
7	212	NV Racing		Dallara F320 Spiess	Paolo Brajnik		GC	1	1	1	2:06.324	29.443	28.184	123.2





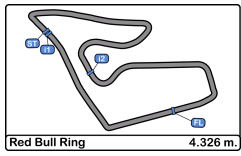
Red Bull Ring
Euroformula Open
Race - 1



Distance and Speed Average

Clas	Nº	Driver	Nat	Cat	Clas	Team	Nat	Vehicle	Laps	Distance	Total Time	Km/h	
1	71	Brad Benavides		USA		Team Motopark		Dallara F320 Spiess	19	82.19	31:07.311	158.4	
2	95	Edward Pearson		GBR		Team Motopark		Dallara F320 Spiess	19	82.19	31:22.945	157.1	
3	11	Levente Revesz		HUN		Team Motopark		Dallara F320 Spiess	19	82.19	31:25.555	156.9	
4	84	Francesco Simonazzi		ITA		BVM Racing		Dallara F320 Spiess	19	82.19	31:27.942	156.7	
5	23	Michael Shin		KOR		Team Motopark		Dallara F320 Spiess	19	82.19	31:28.311	156.7	
6	41	Fernando Barrichello		BRA	R	1	Team Motopark		Dallara F320 Spiess	19	82.19	31:48.349	155.0
7	212	Paolo Brajnik		SRB	GC	1	NV Racing		Dallara F320 Spiess	1	04.32	2:06.324	123.2
8	99	José Garfías		MEX		Team Motopark		Dallara F320 Spiess	0				





Red Bull Ring
Euroformula Open
Race - 1
Lap Analysis



11

Levente Revesz

Dallara F320 Spiess 41

Fernando Barrichello

Dallara F320 Spiess

Team Motopark Rookie

Team Motopark

Lap D	Time	Sector 1	Sector 2	Sector 3	T. Spd	Elapsed	Lap D	Time	Sector 1	Sector 2	Sector 3	T. Spd	Elapsed
1	1:46.113	29.853	45.640	30.620	205.7	1:46.113	1	1:46.982	30.634	45.522	30.826	209.7	1:46.982
2	1:39.007	25.023	43.830	30.154	206.1	3:25.120	2	1:39.898	25.273	44.429	30.196	209.3	3:26.880
3	1:39.055	25.208	43.588	30.259	207.6	5:04.175	3	1:39.031	25.095	43.918	30.018	207.2	5:05.911
4	1:38.812	24.611	43.968	30.233	211.3	6:42.987	4	1:38.857	24.679	44.115	30.063	209.7	6:44.768
5	1:38.768	24.621	43.899	30.248	210.1	8:21.755	5	1:38.162	24.723	43.560	29.879	207.6	8:22.930
6	1:38.870	25.214	43.750	29.906	212.1	10:00.625	6	1:38.446	24.886	43.529	30.031	210.1	10:01.376
7	1:38.707	24.611	43.822	30.274	212.1	11:39.332	7	1:38.544	24.776	43.522	30.246	210.9	11:39.920
8	1:38.030	24.605	43.410	30.015	211.3	13:17.362	8	1:38.277	24.963	43.544	29.770	211.3	13:18.197
9	1:38.044	24.542	43.644	29.858	210.9	14:55.406	9	1:38.054	24.638	43.511	29.905	211.7	14:56.251
10	1:37.889	24.647	43.233	30.009	210.1	16:33.295	10	1:37.721	24.575	43.268	29.878	211.7	16:33.972
11	1:38.500	24.485	43.826	30.189	209.3	18:11.795	11	1:38.383	24.524	43.566	30.293	211.3	18:12.355
12	1:38.196	24.658	43.629	29.909	212.5	19:49.991	12	1:38.537	24.683	43.729	30.125	211.7	19:50.892
13	1:38.489	24.573	43.801	30.115	210.9	21:28.480	13	1:38.358	24.541	43.583	30.234	213.0	21:29.250
14	1:38.966	24.710	43.852	30.404	206.8	23:07.446	14	1:38.794	24.837	43.633	30.324	210.1	23:08.044
15	1:38.851	24.785	43.886	30.180	209.7	24:46.297	15	1:39.243	24.942	43.909	30.392	206.5	24:47.287
16	1:39.997	24.802	44.309	30.886	209.3	26:26.294	16	1:39.684	25.155	43.905	30.624	207.6	26:26.971
17	1:40.201	25.199	44.129	30.873	205.7	28:06.495	17	1:50.222	25.746	44.012	40.464	205.3	28:17.193
18	1:39.070	24.877	43.789	30.404	209.7	29:45.565	18	1:41.353	25.957	44.429	30.967	204.9	29:58.546
19	1:39.990	25.134	44.152	30.704	204.1	31:25.555	19	1:49.803	25.334	44.200	40.269	203.0	31:48.349

23

Michael Shin

Dallara F320 Spiess 71

Brad Benavides

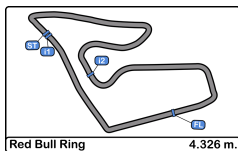
Dallara F320 Spiess

Team Motopark

Team Motopark

Lap D	Time	Sector 1	Sector 2	Sector 3	T. Spd	Elapsed	Lap D	Time	Sector 1	Sector 2	Sector 3	T. Spd	Elapsed
1	1:44.705	29.764	44.982	29.959	205.7	1:44.705	1	1:42.368	28.686	44.065	29.617	203.3	1:42.368
2	1:39.148	25.171	44.035	29.942	206.5	3:23.853	2	1:38.192	24.934	43.694	29.564	206.8	3:20.560
3	1:39.298	24.995	43.853	30.450	207.6	5:03.151	3	1:37.979	24.945	43.408	29.626	206.5	4:58.539
4	1:39.126	24.839	44.093	30.194	210.9	6:42.277	4	1:39.162	24.582	44.967	29.613	208.8	6:37.701
5	1:38.419	24.784	43.706	29.929	208.4	8:20.696	5	1:38.031	24.804	43.655	29.572	206.1	8:15.732
6	1:38.317	24.835	43.441	30.041	209.3	9:59.013	6	1:37.308	24.658	43.260	29.390	208.0	9:53.040
7	1:38.469	24.966	43.230	30.273	208.8	11:37.482	7	1:37.391	24.751	43.174	29.466	207.6	11:30.431
8	1:38.513	24.835	43.422	30.256	208.8	13:15.995	8	1:37.149	24.606	43.084	29.459	208.0	13:07.580
9	1:38.140	24.960	43.115	30.065	207.6	14:54.135	9	1:37.826	24.620	43.291	29.915	208.0	14:45.406
10	1:38.768	24.716	43.872	30.180	208.4	16:32.903	10	1:36.881	24.461	43.105	29.315	207.6	16:22.287
11	1:38.501	24.783	43.462	30.256	209.7	18:11.404	11	1:38.118	24.542	43.492	30.084	207.6	18:00.405
12	1:38.350	24.748	43.535	30.067	208.0	19:49.754	12	1:38.009	24.626	43.420	29.963	208.4	19:38.414
13	1:38.286	24.711	43.432	30.143	210.9	21:28.040	13	1:37.923	24.616	43.510	29.797	210.1	21:16.337
14	1:38.733	24.992	43.695	30.046	206.1	23:06.773	14	1:37.972	24.823	43.401	29.748	207.2	22:54.309
15	1:39.062	24.857	43.623	30.582	208.0	24:45.835	15	1:38.109	24.848	43.534	29.727	205.7	24:32.418
16	1:39.950	24.973	44.470	30.507	210.5	26:25.785	16	1:38.310	24.914	43.585	29.811	207.6	26:10.728
17	1:41.232	25.227	45.013	30.992	205.7	28:07.017	17	1:38.770	24.915	43.787	30.068	205.7	27:49.498
18	1:40.015	25.353	43.947	30.715	204.5	29:47.032	18	1:38.609	24.915	43.689	30.005	206.1	29:28.107
19	1:41.279	25.765	44.478	31.036	203.7	31:28.311	19	1:39.204	25.066	43.910	30.228	204.9	31:07.311





Red Bull Ring
Euroformula Open
Race - 1
Lap Analysis



84

Francesco Simonazzi

Dallara F320 Spiess

BVM Racing

Lap	D	Time	Sector 1	Sector 2	Sector 3	T. Spd	Elapsed
1		1:44.025	29.248	44.576	30.201	205.3	1:44.025
2		1:39.141	24.995	44.144	30.002	206.8	3:23.166
3		1:39.646	25.027	43.928	30.691	205.7	5:02.812
4		1:38.949	24.882	44.049	30.018	207.6	6:41.761
5		1:38.482	24.766	43.884	29.832	206.1	8:20.243
6		1:37.926	24.642	43.662	29.622	207.2	9:58.169
7		1:38.253	25.089	43.481	29.683	206.8	11:36.422
8		1:37.872	24.661	43.408	29.803	207.6	13:14.294
9		1:38.298	24.677	43.829	29.792	207.2	14:52.592
10		1:38.031	24.599	43.583	29.849	207.2	16:30.623
11		1:38.401	24.695	43.734	29.972	206.5	18:09.024
12		1:38.649	24.731	43.788	30.130	207.2	19:47.673
13		1:38.714	24.653	43.822	30.239	208.8	21:26.387
14		1:38.959	24.915	43.908	30.136	206.8	23:05.346
15		1:39.649	25.141	43.941	30.567	204.9	24:44.995
16		1:40.011	25.157	44.066	30.788	206.1	26:25.006
17		1:40.996	25.309	44.959	30.728	203.7	28:06.002
18		1:40.408	25.063	44.699	30.646	204.9	29:46.410
19		1:41.532	25.264	45.011	31.257	204.1	31:27.942

95

Edward Pearson

Dallara F320 Spiess

Team Motopark

Lap	D	Time	Sector 1	Sector 2	Sector 3	T. Spd	Elapsed
1		1:46.226	30.588	45.146	30.492	203.7	1:46.226
2		1:39.221	24.995	44.260	29.966	208.0	3:25.447
3		1:39.157	25.044	43.963	30.150	207.2	5:04.604
4		1:38.637	24.790	43.946	29.901	208.4	6:43.241
5		1:38.620	24.661	44.001	29.958	207.6	8:21.861
6		1:38.121	24.800	43.437	29.884	209.3	9:59.982
7		1:38.482	24.793	43.672	30.017	209.7	11:38.464
8		1:38.062	24.579	43.548	29.935	210.1	13:16.526
9		1:37.832	24.465	43.827	29.540	211.3	14:54.358
10		1:37.774	24.522	43.393	29.859	208.8	16:32.132
11		1:38.438	24.792	43.653	29.993	208.0	18:10.570
12		1:38.148	24.660	43.505	29.983	208.8	19:48.718
13		1:38.379	24.687	43.576	30.116	211.3	21:27.097
14		1:38.792	24.760	43.842	30.190	209.3	23:05.889
15		1:39.198	24.805	44.039	30.354	207.6	24:45.087
16		1:40.029	25.493	44.112	30.424	206.8	26:25.116
17		1:38.857	25.231	43.572	30.054	205.3	28:03.973
18		1:39.447	25.141	44.091	30.215	205.7	29:43.420
19		1:39.525	25.084	44.042	30.399	203.7	31:22.945

212

Paolo Brajnik

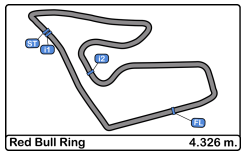
Dallara F320 Spiess

GC

NV Racing

Lap	D	Time	Sector 1	Sector 2	Sector 3	T. Spd	Elapsed
1		2:06.324 P	32.479	49.436	44.409	195.6	2:06.324





Red Bull Ring
Euroformula Open
Race - 1



Analysis by Lap

Num	Lap Time	Gap
Lap 1		
71	1:42.368	
84	1:44.025	01.657
23	1:44.705	02.337
11	1:46.113	03.745
95	1:46.226	03.858
41	1:46.982	04.614
212	2:06.324	23.956

Num	Lap Time	Gap
Lap 2		
71	1:38.192	
84	1:39.141	02.606
23	1:39.148	03.293
11	1:39.007	04.560
95	1:39.221	04.887
41	1:39.898	06.320

Num	Lap Time	Gap
Lap 3		
71	1:37.979	
84	1:39.646	04.273
23	1:39.298	04.612
11	1:39.055	05.636
95	1:39.157	06.065
41	1:39.031	07.372

Num	Lap Time	Gap
Lap 4		
71	1:39.162	
84	1:38.949	04.060
23	1:39.126	04.576
11	1:38.812	05.286
95	1:38.637	05.540
41	1:38.857	07.067

Num	Lap Time	Gap
Lap 5		
71	1:38.031	
84	1:38.482	04.511
23	1:38.419	04.964
11	1:38.768	06.023
95	1:38.620	06.129
41	1:38.162	07.198

Num	Lap Time	Gap
Lap 6		
71	1:37.308	
84	1:37.926	05.129
23	1:38.317	05.973
95	1:38.121	06.942
11	1:38.870	07.585
41	1:38.446	08.336

Num	Lap Time	Gap
Lap 7		
71	1:37.391	
84	1:38.253	05.991
23	1:38.469	07.051
95	1:38.482	08.033
11	1:38.707	08.901

Num	Lap Time	Gap
Lap 8		
71	1:37.149	
84	1:37.872	06.714
23	1:38.513	08.415
95	1:38.062	08.946
11	1:38.030	09.782
41	1:38.277	10.617

Num	Lap Time	Gap
Lap 9		
71	1:37.826	
84	1:38.298	07.186
23	1:38.140	08.729
95	1:37.832	08.952
11	1:38.044	10.000
41	1:38.054	10.845

Num	Lap Time	Gap
Lap 10		
71	1:36.881	
84	1:38.031	08.336
95	1:37.774	09.845
23	1:38.768	10.616
11	1:37.889	11.008
41	1:37.721	11.685

Num	Lap Time	Gap
Lap 11		
71	1:38.118	
84	1:38.401	08.619
95	1:38.438	10.165
23	1:38.501	10.999
11	1:38.500	11.390
41	1:38.383	11.950

Num	Lap Time	Gap
Lap 12		
71	1:38.009	
84	1:38.649	09.259
95	1:38.148	10.304
23	1:38.350	11.340
11	1:38.196	11.577
41	1:38.537	12.478

Num	Lap Time	Gap
Lap 13		
71	1:37.923	
84	1:38.714	10.050
95	1:38.379	10.760
23	1:38.286	11.703
11	1:38.489	12.143
41	1:38.358	12.913

Num	Lap Time	Gap
Lap 14		
71	1:37.972	
84	1:38.959	11.037
95	1:38.792	11.580
23	1:38.733	12.464

Num	Lap Time	Gap
Lap 15		
71	1:38.109	
84	1:39.649	12.577
95	1:39.198	12.669
23	1:39.062	13.417
11	1:38.851	13.879
41	1:39.243	14.869

Num	Lap Time	Gap
Lap 16		
71	1:38.310	
84	1:40.011	14.278
95	1:40.029	14.388
23	1:39.950	15.057
11	1:39.997	15.566
41	1:39.684	16.243

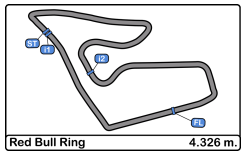
Num	Lap Time	Gap
Lap 17		
71	1:38.770	
95	1:38.857	14.475
84	1:40.996	16.504
11	1:40.201	16.997
23	1:41.232	17.519
41	1:50.222	27.695

Num	Lap Time	Gap
Lap 18		
71	1:38.609	
95	1:39.447	15.313
11	1:39.070	17.458
84	1:40.408	18.303
23	1:40.015	18.925
41	1:41.353	30.439

Num	Lap Time	Gap
Lap 19		
71	1:39.204	
95	1:39.525	15.634
11	1:39.990	18.244
84	1:41.532	20.631
23	1:41.279	21.000
41	1:49.803	41.038

Num	Lap Time	Gap
Lap 20		
71	1:38.544	
11	1:38.966	13.137
41	1:38.794	13.735



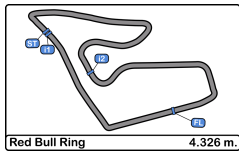


Red Bull Ring
Euroformula Open
Race - 1
Best Sectors Results



Sector - 1			Sector - 2			Sector - 3			Ideal Lap vs Best Lap						
Clas	Nº	Driver	Time	Nº	Driver	Time	Nº	Driver	Time	Clas	Nº	Driver	Ideal Lap	Best Lap	Clas
1	71	Brad Benavides	24.461	71	Brad Benavides	43.084	71	Brad Benavides	29.315	1	71	Brad Benavides	1:36.860	1:36.881	1
2	95	Edward Pearson	24.465	23	Michael Shin	43.115	95	Edward Pearson	29.540	2	95	Edward Pearson	1:37.398	1:37.774	3
3	11	Levente Revesz	24.485	11	Levente Revesz	43.233	84	Francesco Simonazzi	29.622	3	41	Fernando Barrichello	1:37.562	1:37.721	2
4	41	Fernando Barrichello	24.524	41	Fernando Barrichello	43.268	41	Fernando Barrichello	29.770	4	11	Levente Revesz	1:37.576	1:37.889	5
5	84	Francesco Simonazzi	24.599	95	Edward Pearson	43.393	11	Levente Revesz	29.858	5	84	Francesco Simonazzi	1:37.629	1:37.872	4
6	23	Michael Shin	24.711	84	Francesco Simonazzi	43.408	23	Michael Shin	29.929	6	23	Michael Shin	1:37.755	1:38.140	6
7	212	Paolo Brajnik	32.479	212	Paolo Brajnik	49.436	212	Paolo Brajnik	44.409	7	212	Paolo Brajnik	2:06.324	2:06.324	7



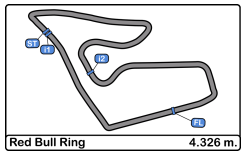


Red Bull Ring
Euroformula Open
Race - 1
Leader Sequence



N°	Driver	Nat	Cat	Clas	Team	Nat	Vehicle	Start Lap	End Lap	Laps	Total Laps
71	Brad Benavides	USA			Team Motopark	GER	Dallara F320 Spiess	1	19	19	19



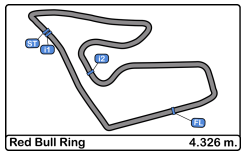


Red Bull Ring
Euroformula Open
Race - 1
Best 5 Lap Times



Cls	N°	Driver	Nat	Cat	Cls	Team	Nat	Vehicle	Best 1		Best 2		Best 3		Best 4		Best 5	
									Time	Lap	Time	Lap	Time	Lap	Time	Lap	Time	Lap
1	71	Brad Benavides				Team Motopark		Dallara F320 Spiess	1:36.881	10	1:37.149	8	1:37.308	6	1:37.391	7	1:37.826	9
2	41	Fernando Barrichello		R	1	Team Motopark		Dallara F320 Spiess	1:37.721	10	1:38.054	9	1:38.162	5	1:38.277	8	1:38.358	13
3	95	Edward Pearson				Team Motopark		Dallara F320 Spiess	1:37.774	10	1:37.832	9	1:38.062	8	1:38.121	6	1:38.148	12
4	84	Francesco				BVM Racing		Dallara F320 Spiess	1:37.872	8	1:37.926	6	1:38.031	10	1:38.253	7	1:38.298	9
5	11	Levente Revesz				Team Motopark		Dallara F320 Spiess	1:37.889	10	1:38.030	8	1:38.044	9	1:38.196	12	1:38.489	13
6	23	Michael Shin				Team Motopark		Dallara F320 Spiess	1:38.140	9	1:38.286	13	1:38.317	6	1:38.350	12	1:38.419	5
7	212	Paolo Brajnik		GC	1	NV Racing		Dallara F320 Spiess	2:06.324	1								



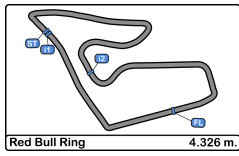


Red Bull Ring
Euroformula Open
Race - 1
Best 5 Top Speeds



Clas	Nº	Driver	Nat	Cat	Cls	Team	Nat	Vehicle	Top 1		Top 2		Top 3		Top 4		Top 5		Avg	
									Km/h	Lap	Km/h	Lap	Km/h	Lap	Km/h	Lap	Km/h	Lap		
1	41	Fernando Barrichello		BRX	R	1	Team Motopark		Dallara F320 Spiess	213.0	13	211.7	9	211.7	10	211.7	12	211.3	8	211.9
2	11	Levente Revesz		HUN			Team Motopark		Dallara F320 Spiess	212.5	12	212.1	6	212.1	7	211.3	4	211.3	8	211.9
3	95	Edward Pearson		GBR			Team Motopark		Dallara F320 Spiess	211.3	9	211.3	13	210.1	8	209.7	7	209.3	6	210.3
4	23	Michael Shin		KOR			Team Motopark		Dallara F320 Spiess	210.9	4	210.9	13	210.5	16	209.7	11	209.3	6	210.2
5	71	Brad Benavides		USA			Team Motopark		Dallara F320 Spiess	210.1	13	208.8	4	208.4	12	208.0	6	208.0	8	208.7
6	84	Francesco Simonazzi		ITA			BVM Racing		Dallara F320 Spiess	208.8	13	207.6	4	207.6	8	207.2	6	207.2	9	207.7
7	212	Paolo Brajnik		SRB	GC	1	NV Racing		Dallara F320 Spiess	195.6	1									195.6



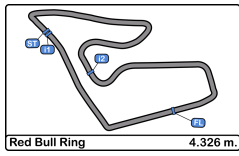


Red Bull Ring
Euroformula Open
Race - 1
Fastest Laps Sequence



Lap	Time of Day	Session Time	Nº Driver	Nat	Cat	Team	Nat	Vehicle	Time	Km/h
2	16:06:11.939	3:20.939	71 Brad Benavides		USA	Team Motopark		DEU Dallara F320 Spiess	1:38.192	158.6
3	16:07:49.918	4:58.918	71 Brad Benavides		USA	Team Motopark		DEU Dallara F320 Spiess	1:37.979	158.9
6	16:12:44.420	9:53.420	71 Brad Benavides		USA	Team Motopark		DEU Dallara F320 Spiess	1:37.308	160.0
8	16:15:58.960	13:07.960	71 Brad Benavides		USA	Team Motopark		DEU Dallara F320 Spiess	1:37.149	160.3
10	16:19:13.667	16:22.667	71 Brad Benavides		USA	Team Motopark		DEU Dallara F320 Spiess	1:36.881	160.7



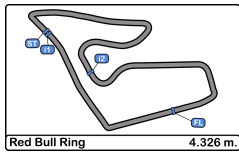


Red Bull Ring
Euroformula Open
Race - 1
Event Best Maximum Speed



N°	Driver	Nat	Cat	Clas	Team	Nat	Vehicle	Km/h	Session
212	Paolo Brajnik		SRB	GC 1	NV Racing		Dallara F320 Spiess	225.4	Free practice - 2
11	Levente Revesz		HUN		Team Motopark		Dallara F320 Spiess	223.6	Qualifying
41	Fernando Barrichello		BRA	R 1	Team Motopark		Dallara F320 Spiess	222.6	Qualifying
99	José Garfias		MEX		Team Motopark		Dallara F320 Spiess	222.6	Qualifying
95	Edward Pearson		GBR		Team Motopark		Dallara F320 Spiess	222.6	Qualifying
71	Brad Benavides		USA		Team Motopark		Dallara F320 Spiess	222.2	Qualifying
84	Francesco Simonazzi		ITA		BVM Racing		Dallara F320 Spiess	221.7	Free practice - 2
23	Michael Shin		KOR		Team Motopark		Dallara F320 Spiess	221.7	Qualifying





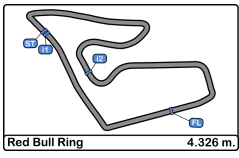
Red Bull Ring
Euroformula Open
Race - 1
Lap Chart




LAP

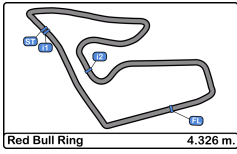
Nr	Pos	Grid	1	2	3	4	5	6	7	8	9	10	11	12	13	14	15	16	17	18	19
99	1	99	71	71	71	71	71	71	71	71	71	71	71	71	71	71	71	71	71	71	71
71	2	71	84	84	84	84	84	84	84	84	84	84	84	84	84	84	84	84	95	95	95
95	3	95	23	23	23	23	23	23	23	23	23	95	95	95	95	95	95	95	84	11	11
84	4	84	11	11	11	11	11	95	95	95	95	23	23	23	23	23	23	23	11	84	84
41	5	41	95	95	95	95	95	11	11	11	11	11	11	11	11	11	11	11	23	23	23
23	6	23	41	41	41	41	41	41	41	41	41	41	41	41	41	41	41	41	41	41	41
212	7	212	212																		
11	8	11																			





Red Bull Ring
Euroformula Open
Race - 1
Graphic Lap Chart



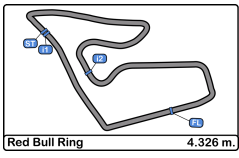


Red Bull Ring
Euroformula Open
Race - 1
Pit Stop Analysis



Or d.	Nr.	In Day	Time	Team	Nat	Driver 1	Nat	Driver 2	Nat	Vehicle	Cat	In Time	Stop N°	Pit Time	Handicap	Diff.
----------	-----	--------	------	------	-----	----------	-----	----------	-----	---------	-----	---------	---------	----------	----------	-------

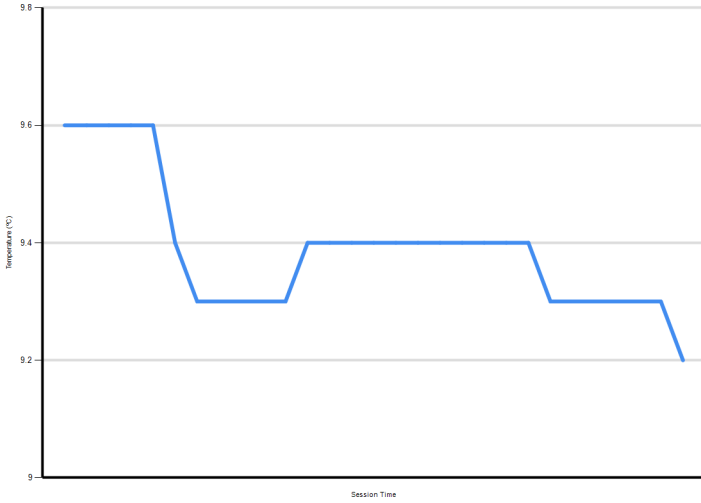




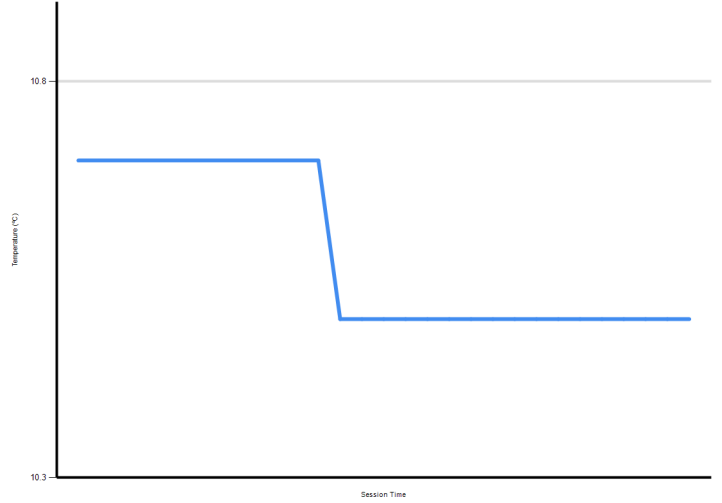
Red Bull Ring Euroformula Open Race - 1 Weather Report



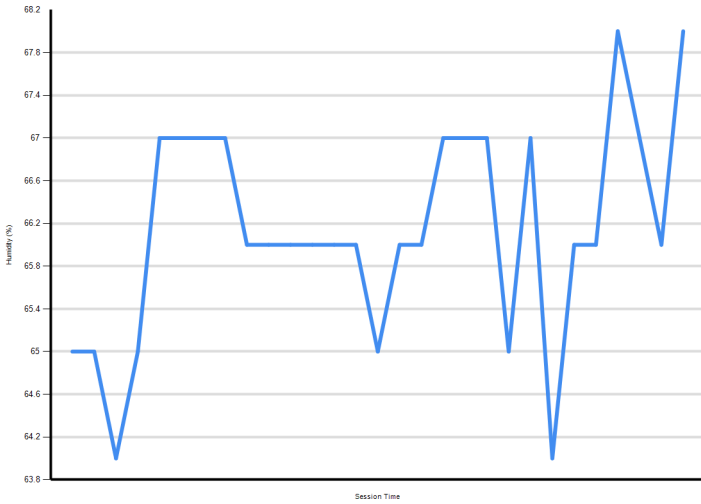
Air Temperature



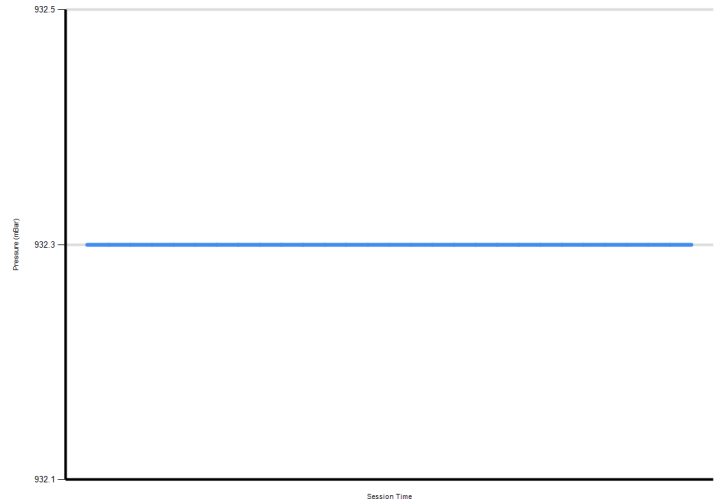
Track Temperature



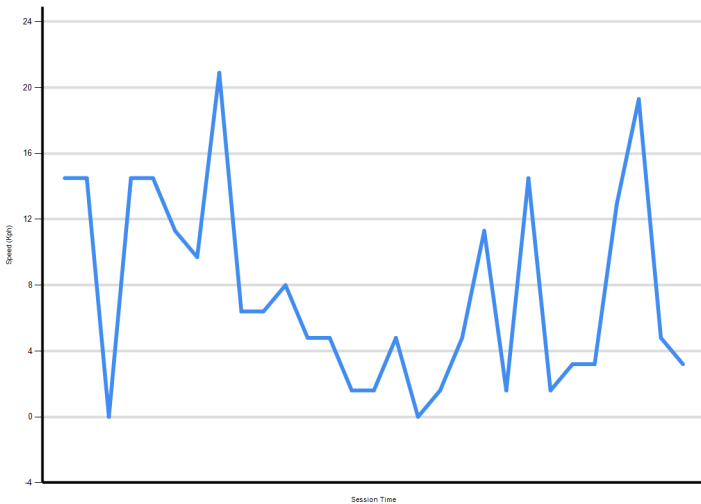
Humidity



Pressure



Wind Speed



Wind direction

