

Red Bull Ring
Euroformula Open
Race - 2
Provisional Results



Clas	Nº	Driver	Nat	Cat	Clas	Team	Nat	Vehicle	Laps	Total Time	Gap	Interval	Km/h	Best	Time	Km/h	
1	41	Fernando Barrichello		BRA	R	1	Team Motopark		DEU	Dallara F320 Spiess	17		30:10.901	146.1	13	1:38.617	157.9
2	23	Michael Shin		KOR		Team Motopark		DEU	Dallara F320 Spiess	17	0.975	0.975	146.1	16	1:38.973	157.3	
3	84	Francesco Simonazzi		ITA		BVM Racing		ITA	Dallara F320 Spiess	17	1.189	0.214	146.1	17	1:38.778	157.6	
4	11	Levente Revesz		HUN		Team Motopark		DEU	Dallara F320 Spiess	17	3.086	1.897	145.9	13	1:38.715	157.7	
5	71	Brad Benavides		USA		Team Motopark		DEU	Dallara F320 Spiess	17	3.772	0.686	145.8	17	1:38.906	157.4	
6	99	José Garfias		MEX		Team Motopark		DEU	Dallara F320 Spiess	17	6.327	2.555	145.6	17	1:38.345	158.3	
7	95	Edward Pearson		GBR		Team Motopark		DEU	Dallara F320 Spiess	17	9.001	2.674	145.4	16	1:39.263	156.8	
Not classified: (Requirements: 75% of number laps of leader = 13 Laps)																	
	212	Paolo Brajnik		SRB	GC	NV Racing		SRB	Dallara F320 Spiess								

Fastest lap José Garfias in 1:38.345 at 158.3 Km/h in lap 17

Published at:.....

Track Temp: **12.0 °C** Air Temp: **9.4 °C** Humidity: **71 %** Track Status: **WET**

Race Director:

Neus Santamaría Sanromà

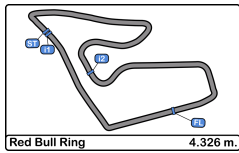
DPB-0825-ESP/CAT

Timekeeper:

Luis Garcia

JOB-2654-ESP/M





Red Bull Ring
Euroformula Open
Race - 2
Provisional Results by Category



Rookie																
Clas	Nº	Driver	Nat	Cat	Clas	Team	Nat	Vehicle	Laps	Total Time	Gap	Interval	Km/h	Best	Time	Km/h
1	41	Fernando Barrichello		R	1	Team Motopark		DEU Dallara F320 Spiess	17	30:10.901			146.1	13	1:38.617	157.9

GC																
Clas	Nº	Driver	Nat	Cat	Clas	Team	Nat	Vehicle	Laps	Total Time	Gap	Interval	Km/h	Best	Time	Km/h

Not classified: (Requirements: 75% of number laps of leader = 13 Laps)

212	Paolo Brajnik		SRB	GC	1	NV Racing		SRB Dallara F320 Spiess								
1	23	Michael Shin		KOR		Team Motopark		DEU Dallara F320 Spiess	17	30:11.876			146.1	16	1:38.973	157.3
2	84	Francesco Simonazzi		ITA		BVM Racing		ITA Dallara F320 Spiess	17	30:12.090	0.214	0.214	146.1	17	1:38.778	157.6
3	11	Levente Revesz		HUN		Team Motopark		DEU Dallara F320 Spiess	17	30:13.987	2.111	1.897	145.9	13	1:38.715	157.7
4	71	Brad Benavides		USA		Team Motopark		DEU Dallara F320 Spiess	17	30:14.673	2.797	0.686	145.8	17	1:38.906	157.4
5	99	José Garfias		MEX		Team Motopark		DEU Dallara F320 Spiess	17	30:17.228	5.352	2.555	145.6	17	1:38.345	158.3
6	95	Edward Pearson		GBR		Team Motopark		DEU Dallara F320 Spiess	17	30:19.902	8.026	2.674	145.4	16	1:39.263	156.8

Fastest lap José Garfias in 1:38.345 at 158.3 Km/h in lap 17

Published at:.....

Track Temp: 12.0 °C Air Temp: 9.4 °C Humidity: 71 % Track Status: WET

Race Director:

Neus Santamaría Sanromà

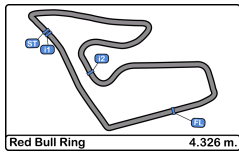
DPB-0825-ESP/CAT

Timekeeper:

Luis Garcia

JOB-2654-ESP/M





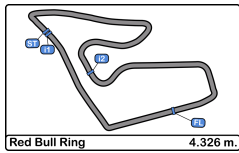
Red Bull Ring
Euroformula Open
Race - 2



Provisional Classification by Driver Fastest Lap

Cl	N°	Entrant/Team	Nat	Vehicle	Driver	Nat	Cat	Cl	Laps	Best	Time	Gap	Interval	Km/h
1	99	Team Motopark		Dallara F320 Spiess	José Garfías				17	17	1:38.345			158.3
2	41	Team Motopark		Dallara F320 Spiess	Fernando Barrichello		R	1	17	13	1:38.617	0.272	0.272	157.9
3	11	Team Motopark		Dallara F320 Spiess	Levente Revesz				17	13	1:38.715	0.370	0.098	157.7
4	84	BVM Racing		Dallara F320 Spiess	Francesco Simonazzi				17	17	1:38.778	0.433	0.063	157.6
5	71	Team Motopark		Dallara F320 Spiess	Brad Benavides				17	17	1:38.906	0.561	0.128	157.4
6	23	Team Motopark		Dallara F320 Spiess	Michael Shin				17	16	1:38.973	0.628	0.067	157.3
7	95	Team Motopark		Dallara F320 Spiess	Edward Pearson				17	16	1:39.263	0.918	0.290	156.8





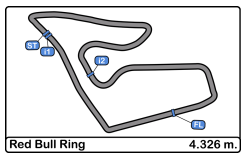
Red Bull Ring
Euroformula Open
Race - 2



Distance and Speed Average

Clas	Nº	Driver	Nat	Cat	Clas	Team	Nat	Vehicle	Laps	Distance	Total Time	Km/h
1	41	Fernando Barrichello		R	1	Team Motopark		Dallara F320 Spiess	17	73.54	30:10.901	146.1
2	23	Michael Shin				Team Motopark		Dallara F320 Spiess	17	73.54	30:11.876	146.1
3	84	Francesco Simonazzi				BVM Racing		Dallara F320 Spiess	17	73.54	30:12.090	146.1
4	11	Levente Revesz				Team Motopark		Dallara F320 Spiess	17	73.54	30:13.987	145.9
5	71	Brad Benavides				Team Motopark		Dallara F320 Spiess	17	73.54	30:14.673	145.8
6	99	José Garfías				Team Motopark		Dallara F320 Spiess	17	73.54	30:17.228	145.6
7	95	Edward Pearson				Team Motopark		Dallara F320 Spiess	17	73.54	30:19.902	145.4
8	212	Paolo Brajnik		GC	1	NV Racing		Dallara F320 Spiess	0			





Red Bull Ring
Euroformula Open
Race - 2
Lap Analysis



11

Levente Revesz

Dallara F320 Spiess **41**

Fernando Barrichello

Dallara F320 Spiess

Team Motopark Rookie

Team Motopark

Lap	D	Time	Sector 1	Sector 2	Sector 3	T. Spd	Elapsed	Lap	D	Time	Sector 1	Sector 2	Sector 3	T. Spd	Elapsed
1		2:47.518	49.607	1:09.347	48.564	96.8	2:47.518	1		2:45.424	47.965	1:08.731	48.728	98.3	2:45.424
2		2:28.252	36.955	1:03.507	47.790	138.4	5:15.770	2		2:29.561	36.487	1:04.527	48.547	160.9	5:14.985
3		1:44.432	26.075	46.213	32.144	204.1	7:00.202	3		1:44.557	26.561	45.427	32.569	204.1	6:59.542
4		1:41.993	25.755	45.129	31.109	202.6	8:42.195	4		1:41.063	25.901	44.564	30.598	203.7	8:40.605
5		1:40.394	25.196	44.553	30.645	204.5	10:22.589	5		1:39.851	25.362	44.094	30.395	203.0	10:20.456
6		1:39.344	25.028	43.829	30.487	209.3	12:01.933	6		1:39.222	25.119	43.770	30.333	206.8	11:59.678
7		1:39.576	25.207	43.920	30.449	208.8	13:41.509	7		1:39.284	25.302	43.679	30.303	207.6	13:38.962
8		1:39.826	25.191	43.902	30.733	206.5	15:21.335	8		1:39.125	25.077	43.616	30.432	206.5	15:18.087
9		1:39.488	25.295	43.681	30.512	204.9	17:00.823	9		1:39.404	25.140	43.715	30.549	206.1	16:57.491
10		1:39.454	25.121	43.817	30.516	203.7	18:40.277	10		1:39.603	25.050	43.796	30.757	205.3	18:37.094
11		1:39.197	25.063	43.676	30.458	206.8	20:19.474	11		1:38.945	25.070	43.571	30.304	204.5	20:16.039
12		1:38.944	24.864	43.754	30.326	207.6	21:58.418	12		1:38.639	25.072	43.341	30.226	206.5	21:54.678
13		1:38.715	24.896	43.519	30.300	206.8	23:37.133	13		1:38.617	25.013	43.203	30.401	205.7	23:33.295
14		1:39.022	25.003	43.648	30.371	207.6	25:16.155	14		1:38.983	25.108	43.538	30.337	205.3	25:12.278
15		1:39.073	25.240	43.430	30.403	207.2	26:55.228	15		1:39.227	24.991	43.769	30.467	206.1	26:51.505
16		1:39.286	25.052	43.712	30.522	208.8	28:34.514	16		1:39.660	24.986	43.990	30.684	206.8	28:31.165
17		1:39.473	25.239	43.915	30.319	208.4	30:13.987	17		1:39.736	25.180	43.789	30.767	206.5	30:10.901

23

Michael Shin

Dallara F320 Spiess **71**

Brad Benavides

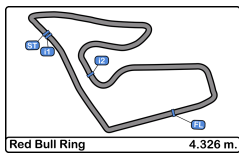
Dallara F320 Spiess

Team Motopark

Team Motopark

Lap	D	Time	Sector 1	Sector 2	Sector 3	T. Spd	Elapsed	Lap	D	Time	Sector 1	Sector 2	Sector 3	T. Spd	Elapsed
1		2:46.045	48.606	1:08.890	48.549	92.2	2:46.045	1		2:48.754	51.175	1:08.963	48.616	129.9	2:48.754
2		2:28.999	36.819	1:04.032	48.148	145.7	5:15.044	2		2:27.606	37.874	1:02.779	46.953	189.1	5:16.360
3		1:42.513	26.414	45.030	31.069	203.0	6:57.557	3		1:43.965	26.136	46.095	31.734	203.7	7:00.325
4		1:40.743	25.658	44.366	30.719	201.1	8:38.300	4		1:42.313	25.658	45.561	31.094	202.2	8:42.638
5		1:39.999	25.330	44.089	30.580	202.6	10:18.299	5		1:40.367	25.384	44.476	30.507	205.3	10:23.005
6		1:39.177	25.135	43.745	30.297	206.5	11:57.476	6		1:39.395	25.193	44.018	30.184	207.2	12:02.400
7		1:39.643	25.283	43.999	30.361	207.6	13:37.119	7		1:39.722	25.273	44.020	30.429	208.8	13:42.122
8		1:39.620	25.307	43.969	30.344	205.3	15:16.739	8		1:39.731	25.269	43.979	30.483	206.5	15:21.853
9		1:39.649	25.333	43.829	30.487	204.1	16:56.388	9		1:39.521	25.015	44.141	30.365	208.4	17:01.374
10		1:41.376	25.043	45.498	30.835	203.7	18:37.764	10		1:39.670	25.063	44.015	30.592	206.8	18:41.044
11		1:39.344	25.229	43.788	30.327	205.7	20:17.108	11		1:39.526	25.136	43.885	30.505	207.2	20:20.570
12		1:39.046	24.916	43.668	30.462	207.2	21:56.154	12		1:39.037	24.899	43.740	30.398	207.2	21:59.607
13		1:39.168	25.104	43.575	30.489	206.8	23:35.322	13		1:38.933	25.080	43.632	30.221	206.8	23:38.540
14		1:39.598	25.496	43.745	30.357	206.5	25:14.920	14		1:39.096	24.912	43.689	30.495	208.4	25:17.636
15		1:38.986	24.955	43.547	30.484	206.5	26:53.906	15		1:38.995	25.003	43.571	30.421	208.0	26:56.631
16		1:38.973	25.010	43.601	30.362	208.0	28:32.879	16		1:39.136	25.082	43.820	30.234	207.2	28:35.767
17		1:38.997	25.110	43.541	30.346	207.2	30:11.876	17		1:38.906	25.158	43.629	30.119	208.4	30:14.673





Red Bull Ring
Euroformula Open
Race - 2
Lap Analysis



84

Francesco Simonazzi

Dallara F320 Spiess **99**

José Garfias

Dallara F320 Spiess

BVM Racing

Team Motopark

Lap	D	Time	Sector 1	Sector 2	Sector 3	T. Spd	Elapsed	Lap	D	Time	Sector 1	Sector 2	Sector 3	T. Spd	Elapsed
1		2:46.811	49.079	1:08.972	48.760	92.0	2:46.811	1		2:49.459	53.222	1:07.951	48.286	139.1	2:49.459
2		2:28.804	36.382	1:04.308	48.114	152.5	5:15.615	2		2:27.339	39.326	1:01.155	46.858	160.2	5:16.798
3		1:43.736	26.474	45.577	31.685	203.3	6:59.351	3		1:44.663	26.419	46.254	31.990	198.5	7:01.461
4		1:42.464	25.820	45.472	31.172	202.6	8:41.815	4		1:42.213	26.119	44.715	31.379	203.7	8:43.674
5		1:40.025	25.472	44.187	30.366	205.7	10:21.840	5		1:40.848	25.656	44.473	30.719	204.9	10:24.522
6		1:39.007	24.860	43.824	30.323	208.8	12:00.847	6		1:39.741	25.267	43.915	30.559	209.3	12:04.263
7		1:39.172	25.201	43.918	30.053	208.8	13:40.019	7		1:39.800	25.119	44.086	30.595	209.7	13:44.063
8		1:39.450	25.128	44.091	30.231	206.8	15:19.469	8		1:39.543	25.083	43.875	30.585	207.6	15:23.606
9		1:39.195	25.106	43.816	30.273	206.5	16:58.664	9		1:39.583	25.110	43.875	30.598	207.6	17:03.189
10		1:39.606	24.886	44.117	30.603	206.1	18:38.270	10		1:39.878	24.807	44.119	30.952	205.7	18:43.067
11		1:39.560	25.067	44.177	30.316	206.5	20:17.830	11		1:39.693	25.134	43.872	30.687	206.8	20:22.760
12		1:38.836	24.807	43.916	30.113	208.4	21:56.666	12		1:39.673	24.825	44.140	30.708	210.5	22:02.433
13		1:38.931	25.125	43.718	30.088	208.0	23:35.597	13		1:39.626	25.112	43.839	30.675	208.4	23:42.059
14		1:39.780	25.269	44.332	30.179	207.6	25:15.377	14		1:39.339	24.820	43.842	30.677	209.3	25:21.398
15		1:38.868	25.150	43.674	30.044	207.6	26:54.245	15		1:38.851	24.985	43.963	29.903	209.3	27:00.249
16		1:39.067	25.264	43.836	29.967	208.0	28:33.312	16		1:38.634	25.407	43.295	29.932	207.2	28:38.883
17		1:38.778	25.147	43.705	29.926	208.8	30:12.090	17		1:38.345	25.052	43.399	29.894	208.8	30:17.228

95

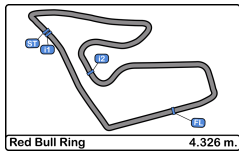
Edward Pearson

Dallara F320 Spiess

Team Motopark

Lap	D	Time	Sector 1	Sector 2	Sector 3	T. Spd	Elapsed
1		2:48.391	50.275	1:09.339	48.777	91.2	2:48.391
2		2:27.761	36.426	1:04.076	47.259	130.7	5:16.152
3		1:44.809	26.018	47.000	31.791	203.7	7:00.961
4		1:42.418	25.544	45.516	31.358	202.2	8:43.379
5		1:40.205	25.258	44.587	30.360	203.0	10:23.584
6		1:40.098	25.168	44.324	30.606	206.8	12:03.682
7		1:39.531	25.178	44.043	30.310	207.2	13:43.213
8		1:39.686	25.138	44.104	30.444	206.1	15:22.899
9		1:39.527	25.101	43.970	30.456	206.1	17:02.426
10		1:40.001	25.073	44.235	30.693	206.5	18:42.427
11		1:39.783	25.038	44.067	30.678	206.8	20:22.210
12		1:39.823	25.020	44.149	30.654	207.6	22:02.033
13		1:39.466	25.108	43.941	30.417	207.2	23:41.499
14		1:39.551	24.925	43.960	30.666	208.0	25:21.050
15		1:40.223	25.037	44.672	30.514	207.2	27:01.273
16		1:39.263	24.901	44.005	30.357	207.2	28:40.536
17		1:39.366	24.928	44.117	30.321	207.6	30:19.902



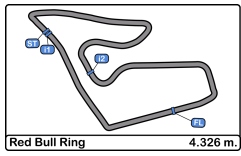


Red Bull Ring
Euroformula Open
Race - 2
Analysis by Lap



Num	Lap Time	Gap	Num	Lap Time	Gap	Num	Lap Time	Gap
Lap 1			Lap 7			Lap 13		
41	2:45.424		23	1:39.643		41	1:38.617	
23	2:46.045	00.621	41	1:39.284	01.843	23	1:39.168	02.027
84	2:46.811	01.387	84	1:39.172	02.900	84	1:38.931	02.302
11	2:47.518	02.094	11	1:39.576	04.390	11	1:38.715	03.838
95	2:48.391	02.967	71	1:39.722	05.003	71	1:38.933	05.245
71	2:48.754	03.330	95	1:39.531	06.094	95	1:39.466	08.204
99	2:49.459	04.035	99	1:39.800	06.944	99	1:39.626	08.764
Lap 2			Lap 8			Lap 14		
41	2:29.561		23	1:39.620		41	1:38.983	
23	2:28.999	00.059	41	1:39.125	01.348	23	1:39.598	02.642
84	2:28.804	00.630	84	1:39.450	02.730	84	1:39.780	03.099
11	2:28.252	00.785	11	1:39.826	04.596	11	1:39.022	03.877
95	2:27.761	01.167	71	1:39.731	05.114	71	1:39.096	05.358
71	2:27.606	01.375	95	1:39.686	06.160	95	1:39.551	08.772
99	2:27.339	01.813	99	1:39.543	06.867	99	1:39.339	09.120
Lap 3			Lap 9			Lap 15		
23	1:42.513		23	1:39.649		41	1:39.227	
84	1:43.736	01.794	41	1:39.404	01.103	23	1:38.986	02.401
41	1:44.557	01.985	84	1:39.195	02.276	84	1:38.868	02.740
11	1:44.432	02.645	11	1:39.488	04.435	11	1:39.073	03.723
71	1:43.965	02.768	71	1:39.521	04.986	71	1:38.995	05.126
95	1:44.809	03.404	95	1:39.527	06.038	99	1:38.851	08.744
99	1:44.663	03.904	99	1:39.583	06.801	95	1:40.223	09.768
Lap 4			Lap 10			Lap 16		
23	1:40.743		41	1:39.603		41	1:39.660	
41	1:41.063	02.305	23	1:41.376	00.670	23	1:38.973	01.714
84	1:42.464	03.515	84	1:39.606	01.176	84	1:39.067	02.147
11	1:41.993	03.895	11	1:39.454	03.183	11	1:39.286	03.349
71	1:42.313	04.338	71	1:39.670	03.950	71	1:39.136	04.602
95	1:42.418	05.079	95	1:40.001	05.333	99	1:38.634	07.718
99	1:42.213	05.374	99	1:39.878	05.973	95	1:39.263	09.371
Lap 5			Lap 11			Lap 17		
23	1:39.999		41	1:38.945		41	1:39.736	
41	1:39.851	02.157	23	1:39.344	01.069	23	1:38.997	00.975
84	1:40.025	03.541	84	1:39.560	01.791	84	1:38.778	01.189
11	1:40.394	04.290	11	1:39.197	03.435	11	1:39.473	03.086
71	1:40.367	04.706	71	1:39.526	04.531	71	1:38.906	03.772
95	1:40.205	05.285	95	1:39.783	06.171	99	1:38.345	06.327
99	1:40.848	06.223	99	1:39.693	06.721	95	1:39.366	09.001
Lap 6			Lap 12					
23	1:39.177		41	1:38.639				
41	1:39.222	02.202	23	1:39.046	01.476			
84	1:39.007	03.371	84	1:38.836	01.988			
11	1:39.344	04.457	11	1:38.944	03.740			
71	1:39.395	04.924	71	1:39.037	04.929			
95	1:40.098	06.206	95	1:39.823	07.355			
99	1:39.741	06.787	99	1:39.673	07.755			



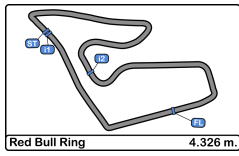


Red Bull Ring
Euroformula Open
Race - 2
Best Sectors Results



Sector - 1			Sector - 2			Sector - 3			Ideal Lap vs Best Lap						
Clas	Nº	Driver	Time	Nº	Driver	Time	Nº	Driver	Time	Clas	Nº	Driver	Ideal Lap	Best Lap	Clas
1	99	José Garfias	24.807	41	Fernando Barrichello	43.203	99	José Garfias	29.894	1	99	José Garfias	1:37.996	1:38.345	1
2	84	Francesco Simonazzi	24.807	99	José Garfias	43.295	84	Francesco Simonazzi	29.926	2	84	Francesco Simonazzi	1:38.407	1:38.778	4
3	11	Levente Revesz	24.864	11	Levente Revesz	43.430	71	Brad Benavides	30.119	3	41	Fernando Barrichello	1:38.415	1:38.617	2
4	71	Brad Benavides	24.899	23	Michael Shin	43.541	41	Fernando Barrichello	30.226	4	71	Brad Benavides	1:38.589	1:38.906	5
5	95	Edward Pearson	24.901	71	Brad Benavides	43.571	23	Michael Shin	30.297	5	11	Levente Revesz	1:38.594	1:38.715	3
6	23	Michael Shin	24.916	84	Francesco Simonazzi	43.674	11	Levente Revesz	30.300	6	23	Michael Shin	1:38.754	1:38.973	6
7	41	Fernando Barrichello	24.986	95	Edward Pearson	43.941	95	Edward Pearson	30.310	7	95	Edward Pearson	1:39.152	1:39.263	7



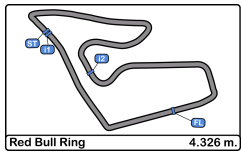


Red Bull Ring
Euroformula Open
Race - 2
Leader Sequence



N°	Driver	Nat	Cat	Clas	Team	Nat	Vehicle	Start Lap	End Lap	Laps	Total Laps
41	Fernando Barrichello	BRA	R		Team Motopark	DEU	Dallara F320 Spiess	1	2	2	2
23	Michael Shin	KOR			Team Motopark	DEU	Dallara F320 Spiess	3	9	7	7
41	Fernando Barrichello	BRA	R		Team Motopark	DEU	Dallara F320 Spiess	10	17	8	10



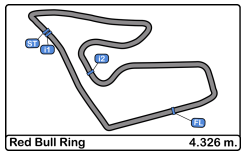


Red Bull Ring
Euroformula Open
Race - 2
Best 5 Lap Times



Cls	N°	Driver	Nat	Cat	Cls	Team	Nat	Vehicle	Best 1		Best 2		Best 3		Best 4		Best 5	
									Time	Lap	Time	Lap	Time	Lap	Time	Lap	Time	Lap
1	99	José Garfias				Team Motopark		Dallara F320 Spiess	1:38.345	17	1:38.634	16	1:38.851	15	1:39.339	14	1:39.543	8
2	41	Fernando Barrichello		R	1	Team Motopark		Dallara F320 Spiess	1:38.617	13	1:38.639	12	1:38.945	11	1:38.983	14	1:39.125	8
3	11	Levente Revesz				Team Motopark		Dallara F320 Spiess	1:38.715	13	1:38.944	12	1:39.022	14	1:39.073	15	1:39.197	11
4	84	Francesco				BVM Racing		Dallara F320 Spiess	1:38.778	17	1:38.836	12	1:38.868	15	1:38.931	13	1:39.007	6
5	71	Brad Benavides				Team Motopark		Dallara F320 Spiess	1:38.906	17	1:38.933	13	1:38.995	15	1:39.037	12	1:39.096	14
6	23	Michael Shin				Team Motopark		Dallara F320 Spiess	1:38.973	16	1:38.986	15	1:38.997	17	1:39.046	12	1:39.168	13
7	95	Edward Pearson				Team Motopark		Dallara F320 Spiess	1:39.263	16	1:39.366	17	1:39.466	13	1:39.527	9	1:39.531	7



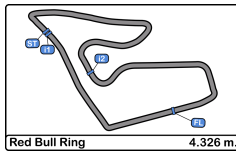


Red Bull Ring
Euroformula Open
Race - 2
Best 5 Top Speeds



Clas	Nº	Driver	Nat	Cat	Cls	Team	Nat	Vehicle	Top 1		Top 2		Top 3		Top 4		Top 5		Avg	
									Km/h	Lap	Km/h	Lap	Km/h	Lap	Km/h	Lap	Km/h	Lap		
1	99	José Garfias		MEX		Team Motopark		Dallara F320 Spiess	210.5	12	209.7	7	209.3	6	209.3	14	209.3	15	209.6	
2	11	Levente Revesz		HUN		Team Motopark		Dallara F320 Spiess	209.3	6	208.8	7	208.8	16	208.4	17	207.6	12	208.6	
3	71	Brad Benavides		USA		Team Motopark		Dallara F320 Spiess	208.8	7	208.4	9	208.4	14	208.4	17	208.0	15	208.4	
4	84	Francesco Simonazzi		ITA		BVM Racing		Dallara F320 Spiess	208.8	6	208.8	7	208.8	17	208.4	12	208.0	13	208.6	
5	23	Michael Shin		KOR		Team Motopark		Dallara F320 Spiess	208.0	16	207.6	7	207.2	12	207.2	17	206.8	13	207.4	
6	95	Edward Pearson		GBR		Team Motopark		Dallara F320 Spiess	208.0	14	207.6	12	207.6	17	207.2	7	207.2	13	207.6	
7	41	Fernando Barrichello		BRA	R	1	Team Motopark		Dallara F320 Spiess	207.6	7	206.8	6	206.8	16	206.5	8	206.5	12	206.8



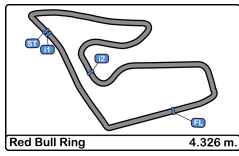


Red Bull Ring
Euroformula Open
Race - 2
Fastest Laps Sequence



Lap	Time of Day	Session Time	Nº Driver	Nat	Cat	Team	Nat	Vehicle	Time	Km/h
2	11:45:17.500	5:14.500	41 Fernando Barrichello	BRA	R	Team Motopark	DEU	Dallara F320 Spiess	2:29.561	104.1
2	11:45:17.559	5:14.559	23 Michael Shin	KOR		Team Motopark	DEU	Dallara F320 Spiess	2:28.999	104.5
2	11:45:18.130	5:15.130	84 Francesco Simonazzi	ITA		BVM Racing	ITA	Dallara F320 Spiess	2:28.804	104.6
2	11:45:18.285	5:15.285	11 Levente Revesz	HUN		Team Motopark	DEU	Dallara F320 Spiess	2:28.252	105.0
2	11:45:18.666	5:15.666	95 Edward Pearson	GBR		Team Motopark	DEU	Dallara F320 Spiess	2:27.761	105.3
2	11:45:18.875	5:15.875	71 Brad Benavides	USA		Team Motopark	DEU	Dallara F320 Spiess	2:27.606	105.5
2	11:45:19.313	5:16.313	99 José Garfias	MEX		Team Motopark	DEU	Dallara F320 Spiess	2:27.339	105.6
3	11:47:00.072	6:57.072	23 Michael Shin	KOR		Team Motopark	DEU	Dallara F320 Spiess	1:42.513	151.9
4	11:48:40.815	8:37.815	23 Michael Shin	KOR		Team Motopark	DEU	Dallara F320 Spiess	1:40.743	154.5
5	11:50:20.814	10:17.814	23 Michael Shin	KOR		Team Motopark	DEU	Dallara F320 Spiess	1:39.999	155.7
5	11:50:22.971	10:19.971	41 Fernando Barrichello	BRA	R	Team Motopark	DEU	Dallara F320 Spiess	1:39.851	155.9
6	11:51:59.991	11:56.991	23 Michael Shin	KOR		Team Motopark	DEU	Dallara F320 Spiess	1:39.177	157.0
6	11:52:03.361	12:00.361	84 Francesco Simonazzi	ITA		BVM Racing	ITA	Dallara F320 Spiess	1:39.007	157.2
11	12:00:18.553	20:15.553	41 Fernando Barrichello	BRA	R	Team Motopark	DEU	Dallara F320 Spiess	1:38.945	157.3
12	12:01:57.192	21:54.192	41 Fernando Barrichello	BRA	R	Team Motopark	DEU	Dallara F320 Spiess	1:38.639	157.8
13	12:03:35.810	23:32.810	41 Fernando Barrichello	BRA	R	Team Motopark	DEU	Dallara F320 Spiess	1:38.617	157.9
17	12:10:19.742	30:16.742	99 José Garfias	MEX		Team Motopark	DEU	Dallara F320 Spiess	1:38.345	158.3



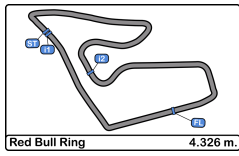


Red Bull Ring
Euroformula Open
Race - 2
Event Best Maximum Speed



N°	Driver	Nat	Cat	Clas	Team	Nat	Vehicle	Km/h	Session
212	Paolo Brajnik		SRB	GC 1	NV Racing		Dallara F320 Spiess	225.4	Free practice - 2
11	Levente Revesz		HUN		Team Motopark		Dallara F320 Spiess	223.6	Qualifying
41	Fernando Barrichello		BRA	R 1	Team Motopark		Dallara F320 Spiess	222.6	Qualifying
99	José Garfias		MEX		Team Motopark		Dallara F320 Spiess	222.6	Qualifying
95	Edward Pearson		GBR		Team Motopark		Dallara F320 Spiess	222.6	Qualifying
71	Brad Benavides		USA		Team Motopark		Dallara F320 Spiess	222.2	Qualifying
84	Francesco Simonazzi		ITA		BVM Racing		Dallara F320 Spiess	221.7	Qualifying
23	Michael Shin		KOR		Team Motopark		Dallara F320 Spiess	221.7	Qualifying





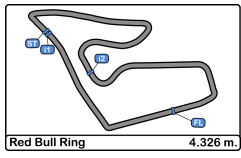
Red Bull Ring
Euroformula Open
Race - 2
Lap Chart



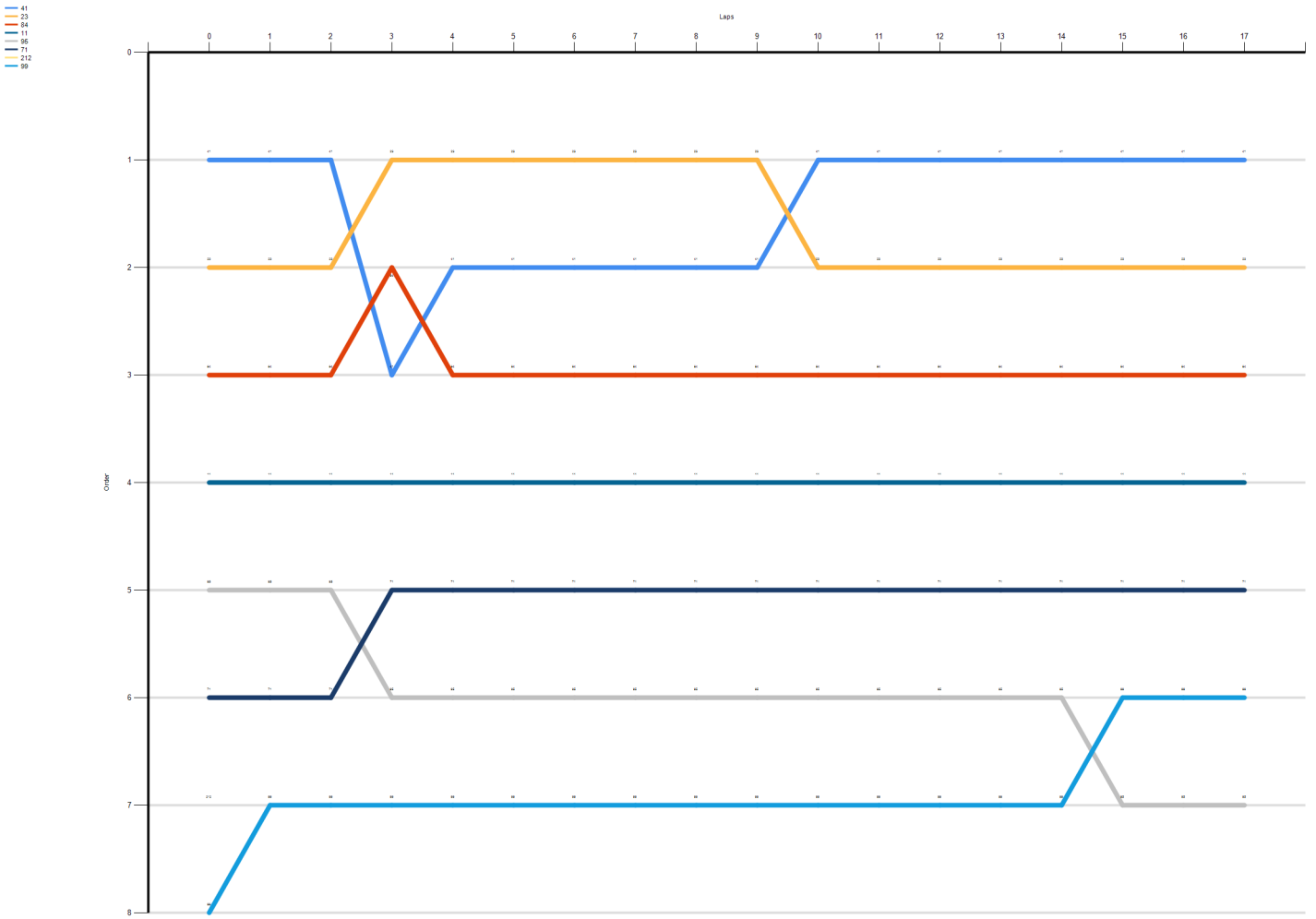
LAP

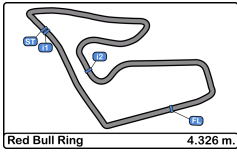
Nr	Pos	Grid	1	2	3	4	5	6	7	8	9	10	11	12	13	14	15	16	17
41	1	41	41	41	23	23	23	23	23	23	23	41	41	41	41	41	41	41	41
23	2	23	23	23	84	41	41	41	41	41	41	23	23	23	23	23	23	23	23
84	3	84	84	84	41	84	84	84	84	84	84	84	84	84	84	84	84	84	84
11	4	11	11	11	11	11	11	11	11	11	11	11	11	11	11	11	11	11	11
95	5	95	95	95	71	71	71	71	71	71	71	71	71	71	71	71	71	71	71
71	6	71	71	71	95	95	95	95	95	95	95	95	95	95	95	95	99	99	99
212	7	212	99	99	99	99	99	99	99	99	99	99	99	99	99	99	95	95	95
99	8	99																	





Red Bull Ring
Euroformula Open
Race - 2
Graphic Lap Chart



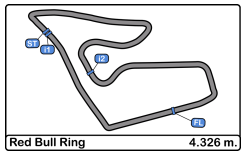


Red Bull Ring
Euroformula Open
Race - 2
Pit Stop Analysis



Or d.	Nr.	In Day	Time	Team	Nat	Driver 1	Nat	Driver 2	Nat	Vehicle	Cat	In Time	Stop N°	Pit Time	Handicap	Diff.
----------	-----	--------	------	------	-----	----------	-----	----------	-----	---------	-----	---------	---------	----------	----------	-------

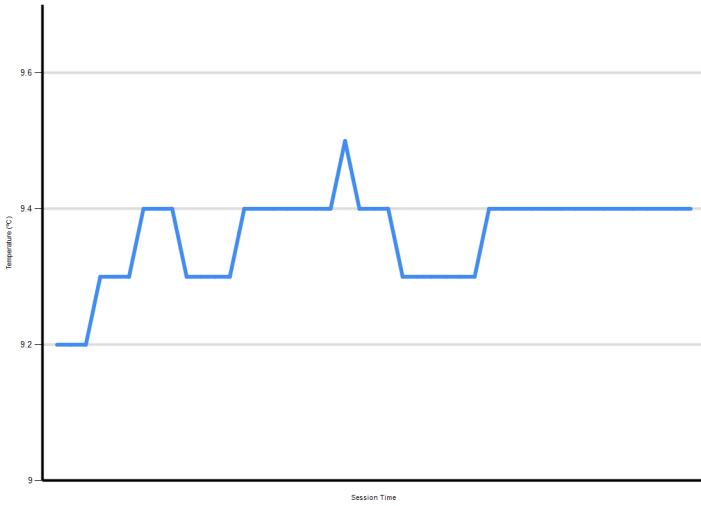




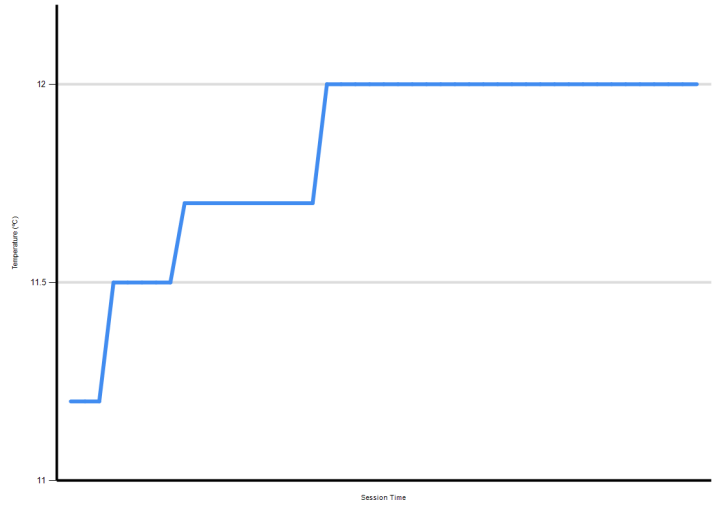
Red Bull Ring Euroformula Open Race - 2 Weather Report



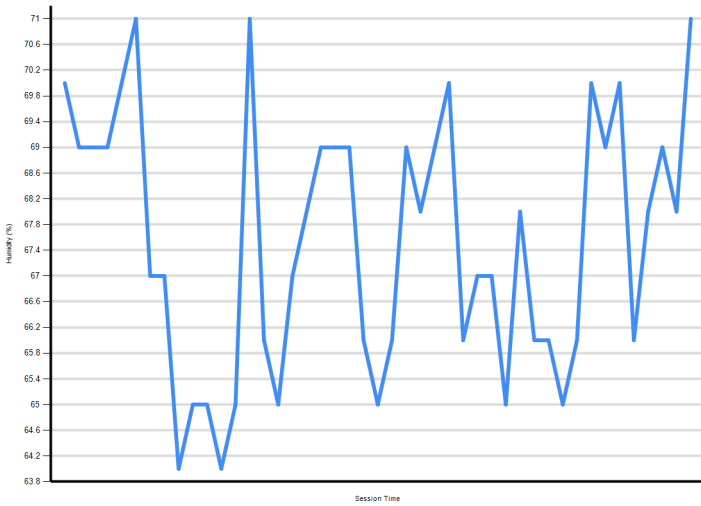
Air Temperature




Track Temperature



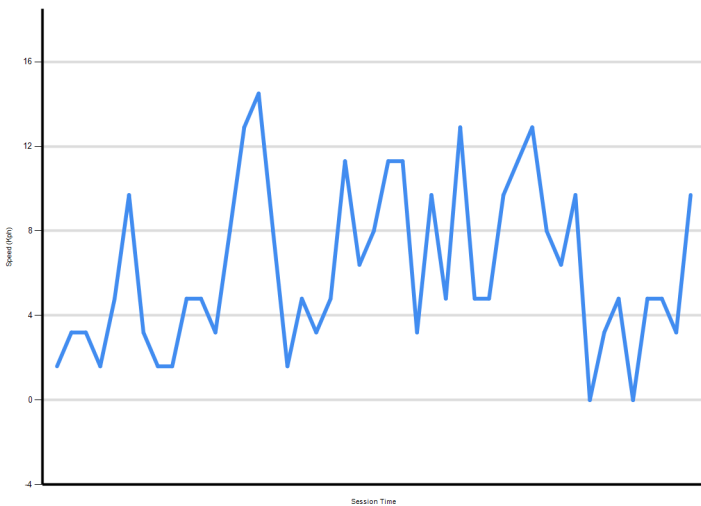
Humidity



Pressure



Wind Speed



Wind direction

