

**Red Bull Ring**  
**Euroformula Open**  
**Race - 3**  
**Provisional Results**



Clas	Nº	Driver	Nat	Cat	Clas	Team	Nat	Vehicle	Laps	Total Time	Gap	Interval	Km/h	Best	Time	Km/h
1	23	Michael Shin				Team Motopark		Dallara F320 Spiess	20	28:33.113			181.8	8	1:24.808	183.6
2	71	Brad Benavides				Team Motopark		Dallara F320 Spiess	20	28:33.620	0.507	0.507	181.7	9	1:24.712	183.8
3	84 *	Francesco Simonazzi				BVM Racing		Dallara F320 Spiess	20	28:36.370	3.257	2.750	181.4	9	1:24.687	183.8
4	99	José Garfias				Team Motopark		Dallara F320 Spiess	20	28:37.625	4.512	1.255	181.3	8	1:24.791	183.6
5	95	Edward Pearson				Team Motopark		Dallara F320 Spiess	20	28:45.284	12.171	7.659	180.5	4	1:25.328	182.5
6	41	Fernando Barrichello		R	1	Team Motopark		Dallara F320 Spiess	20	28:49.916	16.803	4.632	180.0	6	1:25.505	182.1
7	11 *	Levente Revesz				Team Motopark		Dallara F320 Spiess	20	28:51.156	18.043	1.240	179.9	9	1:25.350	182.4

Fastest lap Francesco Simonazzi in 1:24.687 at 183.8 Km/h in lap 9

**\* PENALTIES**

STEWARDS DECISION CAR #11 - 2 SECONDS TIME PENALTY ADDED TO RACE TIME - ABUSING TRACK LIMITS

STEWARDS DECISION CAR #84 - 2 SECONDS TIME PENALTY TO BE ADDED TO RACE TIME - ABUSING TRACK LIMITS

Published at:.....

Track Temp: **14.7 °C** Air Temp: **10.8 °C** Humidity: **59 %** Track Status: **WET**

**Race Director:**

Neus Santamaría Sanromà

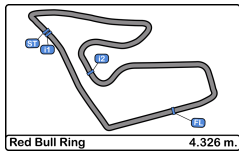
DPB-0825-ESP/CAT

**Timekeeper:**

Luis Garcia

JOB-2654-ESP/M





**Red Bull Ring**  
**Euroformula Open**  
**Race - 3**  
**Provisional Results by Category**



Rookie																
Clas	Nº	Driver	Nat	Cat	Clas	Team	Nat	Vehicle	Laps	Total Time	Gap	Interval	Km/h	Best	Time	Km/h
1	41	Fernando Barrichello		R	1	Team Motopark		Dallara F320 Spiess	20	28:49.916			180.0	6	1:25.505	182.1
1	23	Michael Shin				Team Motopark		Dallara F320 Spiess	20	28:33.113			181.8	8	1:24.808	183.6
2	71	Brad Benavides				Team Motopark		Dallara F320 Spiess	20	28:33.620	0.507	0.507	181.7	9	1:24.712	183.8
3	84 *	Francesco Simonazzi				BVM Racing		Dallara F320 Spiess	20	28:36.370	3.257	2.750	181.4	9	1:24.687	183.8
4	99	José Garfias				Team Motopark		Dallara F320 Spiess	20	28:37.625	4.512	1.255	181.3	8	1:24.791	183.6
5	95	Edward Pearson				Team Motopark		Dallara F320 Spiess	20	28:45.284	12.171	7.659	180.5	4	1:25.328	182.5
6	11 *	Levente Revesz				Team Motopark		Dallara F320 Spiess	20	28:51.156	18.043	5.872	179.9	9	1:25.350	182.4

Fastest lap Francesco Simonazzi in 1:24.687 at 183.8 Km/h in lap 9

**\* PENALTIES**

STEWARDS DECISION CAR #11 - 2 SECONDS TIME PENALTY ADDED TO RACE TIME - ABUSING TRACK LIMITS

STEWARDS DECISION CAR #84 - 2 SECONDS TIME PENALTY TO BE ADDED TO RACE TIME - ABUSING TRACK LIMITS

Published at:.....

Track Temp: 14.7 °C Air Temp: 10.8 °C Humidity: 59 % Track Status: WET

**Race Director:**

Neus Santamaría Sanromà

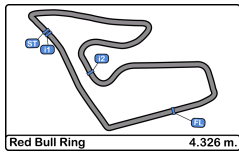
DPB-0825-ESP/CAT

**Timekeeper:**

Luis Garcia

JOB-2654-ESP/M





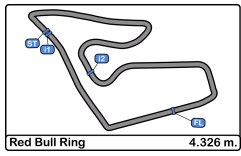
**Red Bull Ring**  
**Euroformula Open**  
**Race - 3**



**Provisional Classification by Driver Fastest Lap**

Cl	Nº	Entrant/Team	Nat	Vehicle	Driver	Nat	Cat	Cl	Laps	Best	Time	Gap	Interval	Km/h
1	84	BVM Racing	ITA	Dallara F320 Spiess	Francesco Simonazzi	ITA			20	9	1:24.687			183.8
2	71	Team Motopark	DEU	Dallara F320 Spiess	Brad Benavides	USA			20	9	1:24.712	0.025	0.025	183.8
3	99	Team Motopark	DEU	Dallara F320 Spiess	José Garfias	MEX			20	8	1:24.791	0.104	0.079	183.6
4	23	Team Motopark	DEU	Dallara F320 Spiess	Michael Shin	KOR			20	8	1:24.808	0.121	0.017	183.6
5	95	Team Motopark	DEU	Dallara F320 Spiess	Edward Pearson	GBR			20	4	1:25.328	0.641	0.520	182.5
6	11	Team Motopark	DEU	Dallara F320 Spiess	Levente Revesz	HUN			20	9	1:25.350	0.663	0.022	182.4
7	41	Team Motopark	DEU	Dallara F320 Spiess	Fernando Barrichello	BRA	R	1	20	6	1:25.505	0.818	0.155	182.1





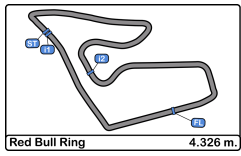
**Red Bull Ring**  
**Euroformula Open**  
**Race - 3**



**Distance and Speed Average**

Clas	Nº	Driver	Nat	Cat	Clas	Team	Nat	Vehicle	Laps	Distance	Total Time	Km/h
1	23	Michael Shin	KOR			Team Motopark	DEU	Dallara F320 Spiess	20	86.52	28:33.113	181.8
2	71	Brad Benavides	USA			Team Motopark	DEU	Dallara F320 Spiess	20	86.52	28:33.620	181.7
3	84	Francesco Simonazzi	ITA			BVM Racing	ITA	Dallara F320 Spiess	20	86.52	28:36.370	181.4
4	99	José Garfías	MEX			Team Motopark	DEU	Dallara F320 Spiess	20	86.52	28:37.625	181.3
5	95	Edward Pearson	GBR			Team Motopark	DEU	Dallara F320 Spiess	20	86.52	28:45.284	180.5
6	41	Fernando Barrichello	BRA	R	1	Team Motopark	DEU	Dallara F320 Spiess	20	86.52	28:49.916	180.0
7	11	Levente Revesz	HUN			Team Motopark	DEU	Dallara F320 Spiess	20	86.52	28:51.156	179.9





**Red Bull Ring**  
Euroformula Open  
Race - 3  
Lap Analysis



11

Levente Revesz

Dallara F320 Spiess 41

Fernando Barrichello

Dallara F320 Spiess

Team Motopark Rookie

Team Motopark

Lap D	Time	Sector 1	Sector 2	Sector 3	T. Spd	Elapsed	Lap D	Time	Sector 1	Sector 2	Sector 3	T. Spd	Elapsed
1	1:33.448	26.431	41.061	25.956	225.0	1:33.448	1	1:33.345	26.110	41.144	26.091	217.7	1:33.345
2	1:26.979	22.797	38.892	25.290	218.1	3:00.427	2	1:29.588	22.890	39.447	27.251	218.1	3:02.933
3	1:25.544	22.350	38.305	24.889	220.8	4:25.971	3	1:26.294	22.665	38.608	25.021	219.9	4:29.227
4	1:25.809	22.321	38.441	25.047	219.5	5:51.780	4	1:25.558	22.427	38.196	24.935	218.1	5:54.785
5	1:25.699	22.381	38.078	25.240	219.0	7:17.479	5	1:25.963	22.262	38.297	25.404	219.0	7:20.748
6	1:25.704	22.203	38.257	25.244	219.9	8:43.183	6	1:25.505	22.291	38.253	24.961	219.9	8:46.253
7	1:25.806	22.195	38.297	25.314	221.7	10:08.989	7	1:25.804	22.207	38.470	25.127	222.2	10:12.057
8	1:25.525	22.131	38.398	24.996	221.3	11:34.514	8	1:25.654	22.074	38.449	25.131	221.7	11:37.711
9	1:25.350	22.059	38.169	25.122	222.6	12:59.864	9	1:25.728	22.052	38.475	25.201	223.1	13:03.439
10	1:25.821	22.163	38.498	25.160	221.7	14:25.685	10	1:25.894	22.207	38.578	25.109	221.3	14:29.333
11	1:25.632	22.214	38.299	25.119	220.8	15:51.317	11	1:26.278	22.064	39.050	25.164	220.8	15:55.611
12	1:26.124	22.214	38.676	25.234	220.4	17:17.441	12	1:25.898	22.143	38.469	25.286	220.8	17:21.509
13	1:26.722	22.292	39.178	25.252	220.4	18:44.163	13	1:26.011	22.236	38.604	25.171	220.4	18:47.520
14	1:26.279	22.157	38.708	25.414	221.3	20:10.442	14	1:25.650	22.021	38.590	25.039	221.7	20:13.170
15	1:26.185	22.254	38.596	25.335	219.9	21:36.627	15	1:25.660	22.090	38.470	25.100	221.3	21:38.830
16	1:25.961	22.139	38.531	25.291	220.8	23:02.588	16	1:25.595	22.032	38.577	24.986	221.7	23:04.425
17	1:26.551	22.425	38.772	25.354	219.9	24:29.139	17	1:25.728	22.203	38.393	25.132	221.3	24:30.153
18	1:26.715	22.496	38.788	25.431	219.0	25:55.854	18	1:26.473	22.102	38.876	25.495	222.2	25:56.626
19	1:26.730	22.402	38.759	25.569	219.5	27:22.584	19	1:26.496	22.352	38.695	25.449	221.7	27:23.122
20	1:26.572	22.388	38.696	25.488	219.9	28:49.156	20	1:26.794	22.277	38.605	25.912	223.6	28:49.916

23

Michael Shin

Dallara F320 Spiess 71

Brad Benavides

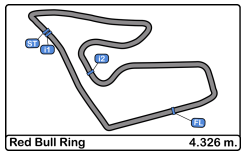
Dallara F320 Spiess

Team Motopark

Team Motopark

Lap D	Time	Sector 1	Sector 2	Sector 3	T. Spd	Elapsed	Lap D	Time	Sector 1	Sector 2	Sector 3	T. Spd	Elapsed
1	1:29.596	25.220	39.281	25.095	217.7	1:29.596	1	1:31.070	26.223	39.827	25.020	226.4	1:31.070
2	1:25.628	22.244	38.646	24.738	219.5	2:55.224	2	1:25.362	22.118	38.581	24.663	220.8	2:56.432
3	1:25.199	22.222	38.288	24.689	219.9	4:20.423	3	1:24.832	22.089	38.118	24.625	221.7	4:21.264
4	1:24.897	22.227	38.074	24.596	217.7	5:45.320	4	1:24.868	22.106	38.200	24.562	220.4	5:46.132
5	1:25.357	22.167	38.287	24.903	218.6	7:10.677	5	1:25.898	22.015	38.745	25.138	221.3	7:12.030
6	1:25.204	22.262	38.233	24.709	218.6	8:35.881	6	1:25.279	22.091	38.304	24.884	220.8	8:37.309
7	1:25.033	22.196	38.164	24.673	220.4	10:00.914	7	1:25.169	22.159	38.224	24.786	222.2	10:02.478
8	1:24.808	21.976	38.268	24.564	220.4	11:25.722	8	1:24.949	21.922	38.293	24.734	222.6	11:27.427
9	1:24.945	22.070	38.172	24.703	221.7	12:50.667	9	1:24.712	21.891	38.170	24.651	223.6	12:52.139
10	1:25.428	22.217	38.438	24.773	220.8	14:16.095	10	1:25.265	22.080	38.397	24.788	222.6	14:17.404
11	1:25.287	22.075	38.356	24.856	220.4	15:41.382	11	1:25.354	22.028	38.421	24.905	222.6	15:42.758
12	1:25.257	22.126	38.368	24.763	219.9	17:06.639	12	1:25.201	22.051	38.323	24.827	222.2	17:07.959
13	1:25.991	22.155	38.717	25.119	219.5	18:32.630	13	1:25.649	22.051	38.618	24.980	222.2	18:33.608
14	1:25.654	22.065	38.702	24.887	220.8	19:58.284	14	1:25.542	21.973	38.692	24.877	224.0	19:59.150
15	1:25.585	22.041	38.593	24.951	221.3	21:23.869	15	1:25.587	22.025	38.494	25.068	223.1	21:24.737
16	1:25.742	22.207	38.503	25.032	220.4	22:49.611	16	1:25.648	22.096	38.594	24.958	223.1	22:50.385
17	1:25.959	22.323	38.542	25.094	219.5	24:15.570	17	1:26.035	22.262	38.689	25.084	222.6	24:16.420
18	1:25.988	22.367	38.666	24.955	219.9	25:41.558	18	1:25.724	22.131	38.527	25.066	223.1	25:42.144
19	1:25.628	22.310	38.380	24.938	219.9	27:07.186	19	1:25.798	22.122	38.690	24.986	224.5	27:07.942
20	1:25.927	22.437	38.552	24.938	219.5	28:33.113	20	1:25.678	22.154	38.618	24.906	224.0	28:33.620





**Red Bull Ring**  
**Euroformula Open**  
**Race - 3**  
**Lap Analysis**



**84**

Francesco Simonazzi

Dallara F320 Spiess **99**

José Garfias

Dallara F320 Spiess

BVM Racing

Team Motopark

Lap	D	Time	Sector 1	Sector 2	Sector 3	T. Spd	Elapsed	Lap	D	Time	Sector 1	Sector 2	Sector 3	T. Spd	Elapsed
1		1:31.536	26.122	40.177	25.237	219.9	1:31.536	1		1:32.261	26.661	40.340	25.260	226.4	1:32.261
2		1:25.618	22.098	38.634	24.886	223.1	2:57.154	2		1:26.019	22.127	38.921	24.971	225.0	2:58.280
3		1:25.273	22.108	38.051	25.114	221.7	4:22.427	3		1:24.905	22.153	38.115	24.637	221.3	4:23.185
4		1:25.185	22.280	37.917	24.988	218.1	5:47.612	4		1:25.035	22.040	38.143	24.852	221.3	5:48.220
5		1:25.572	22.130	38.312	25.130	218.1	7:13.184	5		1:25.459	22.170	38.218	25.071	221.7	7:13.679
6		1:25.183	22.072	38.097	25.014	219.9	8:38.367	6		1:25.227	22.143	38.063	25.021	223.6	8:38.906
7		1:25.287	22.111	38.287	24.889	221.7	10:03.654	7		1:25.370	22.004	38.417	24.949	225.0	10:04.276
8		1:24.737	21.870	38.106	24.761	220.8	11:28.391	8		1:24.791	21.778	38.285	24.728	225.0	11:29.067
9		1:24.687	21.801	38.201	24.685	223.6	12:53.078	9		1:24.832	21.961	38.190	24.681	225.4	12:53.899
10		1:25.051	21.964	38.192	24.895	222.2	14:18.129	10		1:25.648	22.070	38.605	24.973	223.6	14:19.547
11		1:25.418	21.961	38.467	24.990	222.6	15:43.547	11		1:25.396	21.999	38.287	25.110	221.7	15:44.943
12		1:25.074	22.020	38.181	24.873	222.2	17:08.621	12		1:25.532	22.220	38.462	24.850	221.3	17:10.475
13		1:25.631	22.005	38.637	24.989	222.6	18:34.252	13		1:27.336	23.608	38.641	25.087	218.1	18:37.811
14		1:26.013	22.006	38.763	25.244	223.6	20:00.265	14		1:25.620	22.158	38.503	24.959	221.3	20:03.431
15		1:25.649	22.074	38.593	24.982	221.3	21:25.914	15		1:25.639	22.210	38.454	24.975	220.8	21:29.070
16		1:25.369	21.974	38.396	24.999	221.7	22:51.283	16		1:25.600	22.139	38.448	25.013	220.8	22:54.670
17		1:25.901	22.307	38.458	25.136	221.3	24:17.184	17		1:25.771	22.360	38.403	25.008	219.9	24:20.441
18		1:25.878	22.222	38.432	25.224	221.7	25:43.062	18		1:25.789	22.367	38.357	25.065	219.9	25:46.230
19		1:25.702	22.181	38.496	25.025	221.3	27:08.764	19		1:25.724	22.330	38.368	25.026	219.9	27:11.954
20		1:25.606	22.060	38.450	25.096	222.6	28:34.370	20		1:25.671	22.301	38.356	25.014	219.9	28:37.625

**95**

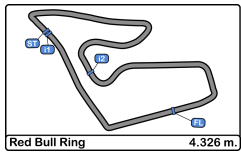
Edward Pearson

Dallara F320 Spiess

Team Motopark

Lap	D	Time	Sector 1	Sector 2	Sector 3	T. Spd	Elapsed
1		1:31.968	26.524	39.990	25.454	222.2	1:31.968
2		1:26.885	22.265	39.402	25.218	221.3	2:58.853
3		1:25.438	22.190	38.333	24.915	222.6	4:24.291
4		1:25.328	22.154	38.229	24.945	218.6	5:49.619
5		1:25.713	22.158	38.320	25.235	219.9	7:15.332
6		1:25.736	22.272	38.401	25.063	220.4	8:41.068
7		1:25.352	22.094	38.267	24.991	221.3	10:06.420
8		1:25.458	22.005	38.433	25.020	221.7	11:31.878
9		1:25.754	22.154	38.556	25.044	222.2	12:57.632
10		1:25.812	22.217	38.608	24.987	221.3	14:23.444
11		1:25.697	22.102	38.413	25.182	220.4	15:49.141
12		1:25.725	22.190	38.455	25.080	220.8	17:14.866
13		1:25.873	22.238	38.592	25.043	220.4	18:40.739
14		1:25.756	22.091	38.627	25.038	221.7	20:06.495
15		1:26.681	22.909	38.717	25.055	218.6	21:33.176
16		1:26.045	22.302	38.666	25.077	220.8	22:59.221
17		1:26.079	22.305	38.599	25.175	220.4	24:25.300
18		1:26.316	22.334	38.682	25.300	219.9	25:51.616
19		1:27.210	23.200	38.666	25.344	217.7	27:18.826
20		1:26.458	22.399	38.744	25.315	219.9	28:45.284





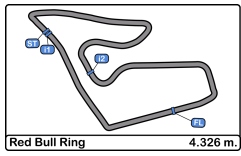
**Red Bull Ring**  
**Euroformula Open**  
**Race - 3**



**Analysis by Lap**

Num	Lap Time	Gap	Num	Lap Time	Gap	Num	Lap Time	Gap	Num	Lap Time	Gap
<b>Lap 1</b>			<b>Lap 7</b>			<b>Lap 13</b>			<b>Lap 19</b>		
23	1:29.596		23	1:25.033		23	1:25.991		23	1:25.628	
71	1:31.070	01.474	71	1:25.169	01.564	71	1:25.649	00.978	71	1:25.798	00.756
84	1:31.536	01.940	84	1:25.287	02.740	84	1:25.631	01.622	84	1:25.702	01.578
95	1:31.968	02.372	99	1:25.370	03.362	99	1:27.336	05.181	99	1:25.724	04.768
99	1:32.261	02.665	95	1:25.352	05.506	95	1:25.873	08.109	95	1:27.210	11.640
41	1:33.345	03.749	11	1:25.806	08.075	11	1:26.722	11.533	11	1:26.730	15.398
11	1:33.448	03.852	41	1:25.804	11.143	41	1:26.011	14.890	41	1:26.496	15.936
<b>Lap 2</b>			<b>Lap 8</b>			<b>Lap 14</b>			<b>Lap 20</b>		
23	1:25.628		23	1:24.808		23	1:25.654		23	1:25.927	
71	1:25.362	01.208	71	1:24.949	01.705	71	1:25.542	00.866	71	1:25.678	00.507
84	1:25.618	01.930	84	1:24.737	02.669	84	1:26.013	01.981	84	1:25.606	01.257
99	1:26.019	03.056	99	1:24.791	03.345	99	1:25.620	05.147	99	1:25.671	04.512
95	1:26.885	03.629	95	1:25.458	06.156	95	1:25.756	08.211	95	1:26.458	12.171
11	1:26.979	05.203	11	1:25.525	08.792	11	1:26.279	12.158	11	1:26.572	16.043
41	1:29.588	07.709	41	1:25.654	11.989	41	1:25.650	14.886	41	1:26.794	16.803
<b>Lap 3</b>			<b>Lap 9</b>			<b>Lap 15</b>			<b>Lap 21</b>		
23	1:25.199		23	1:24.945		23	1:25.585		23	1:25.927	
71	1:24.832	00.841	71	1:24.712	01.472	71	1:25.587	00.868	71	1:25.678	00.507
84	1:25.273	02.004	84	1:24.687	02.411	84	1:25.649	02.045	84	1:25.606	01.257
99	1:24.905	02.762	99	1:24.832	03.232	99	1:25.639	05.201	99	1:25.671	04.512
95	1:25.438	03.868	95	1:25.754	06.965	95	1:26.681	09.307	95	1:26.458	12.171
11	1:25.544	05.548	11	1:25.350	09.197	11	1:26.185	12.758	11	1:26.572	16.043
41	1:26.294	08.804	41	1:25.728	12.772	41	1:25.660	14.961	41	1:26.794	16.803
<b>Lap 4</b>			<b>Lap 10</b>			<b>Lap 16</b>			<b>Lap 22</b>		
23	1:24.897		23	1:25.428		23	1:25.742		23	1:25.927	
71	1:24.868	00.812	71	1:25.265	01.309	71	1:25.648	00.774	71	1:25.678	00.507
84	1:25.185	02.292	84	1:25.051	02.034	84	1:25.369	01.672	84	1:25.606	01.257
99	1:25.035	02.900	99	1:25.648	03.452	99	1:25.600	05.059	99	1:25.671	04.512
95	1:25.328	04.299	95	1:25.812	07.349	95	1:26.045	09.610	95	1:26.458	12.171
11	1:25.809	06.460	11	1:25.821	09.590	11	1:25.961	12.977	11	1:26.572	16.043
41	1:25.558	09.465	41	1:25.894	13.238	41	1:25.595	14.814	41	1:26.794	16.803
<b>Lap 5</b>			<b>Lap 11</b>			<b>Lap 17</b>			<b>Lap 23</b>		
23	1:25.357		23	1:25.287		23	1:25.959		23	1:25.927	
71	1:25.898	01.353	71	1:25.354	01.376	71	1:26.035	00.850	71	1:25.678	00.507
84	1:25.572	02.507	84	1:25.418	02.165	84	1:25.901	01.614	84	1:25.606	01.257
99	1:25.459	03.002	99	1:25.396	03.561	99	1:25.771	04.871	99	1:25.671	04.512
95	1:25.713	04.655	95	1:25.697	07.759	95	1:26.079	09.730	95	1:26.458	12.171
11	1:25.699	06.802	11	1:25.632	09.935	11	1:26.551	13.569	11	1:26.572	16.043
41	1:25.963	10.071	41	1:26.278	14.229	41	1:25.728	14.583	41	1:26.794	16.803
<b>Lap 6</b>			<b>Lap 12</b>			<b>Lap 18</b>			<b>Lap 24</b>		
23	1:25.204		23	1:25.257		23	1:25.988		23	1:25.927	
71	1:25.279	01.428	71	1:25.201	01.320	71	1:25.724	00.586	71	1:25.678	00.507
84	1:25.183	02.486	84	1:25.074	01.982	84	1:25.878	01.504	84	1:25.606	01.257
99	1:25.227	03.025	99	1:25.532	03.836	99	1:25.789	04.672	99	1:25.671	04.512
95	1:25.736	05.187	95	1:25.725	08.227	95	1:26.316	10.058	95	1:26.458	12.171
11	1:25.704	07.302	11	1:26.124	10.802	11	1:26.715	14.296	11	1:26.572	16.043
41	1:25.505	10.372	41	1:25.898	14.870	41	1:26.473	15.068	41	1:26.794	16.803





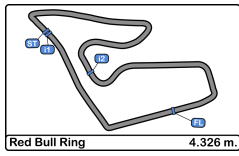
**Red Bull Ring**  
**Euroformula Open**  
**Race - 3**  
**Best Sectors Results**



Sector - 1			Sector - 2			Sector - 3			Ideal Lap vs Best Lap						
Clas	Nº	Driver	Time	Nº	Driver	Time	Nº	Driver	Time	Clas	Nº	Driver	Ideal Lap	Best Lap	Clas
1	99	José Garfias	21.778	84	Francesco Simonazzi	37.917	71	Brad Benavides	24.562	1	84	Francesco Simonazzi	1:24.403	1:24.687	1
2	84	Francesco Simonazzi	21.801	99	José Garfias	38.063	23	Michael Shin	24.564	2	99	José Garfias	1:24.478	1:24.791	3
3	71	Brad Benavides	21.891	23	Michael Shin	38.074	99	José Garfias	24.637	3	71	Brad Benavides	1:24.571	1:24.712	2
4	23	Michael Shin	21.976	11	Levente Revesz	38.078	84	Francesco Simonazzi	24.685	4	23	Michael Shin	1:24.614	1:24.808	4
5	95	Edward Pearson	22.005	71	Brad Benavides	38.118	11	Levente Revesz	24.889	5	11	Levente Revesz	1:25.026	1:25.350	6
6	41	Fernando Barrichello	22.021	41	Fernando Barrichello	38.196	95	Edward Pearson	24.915	6	95	Edward Pearson	1:25.149	1:25.328	5
7	11	Levente Revesz	22.059	95	Edward Pearson	38.229	41	Fernando Barrichello	24.935	7	41	Fernando Barrichello	1:25.152	1:25.505	7





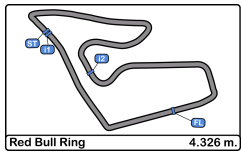


**Red Bull Ring**  
**Euroformula Open**  
**Race - 3**  
**Leader Sequence**



N°	Driver	Nat	Cat	Clas	Team	Nat	Vehicle	Start Lap	End Lap	Laps	Total Laps
23	Michael Shin	KOR			Team Motopark	GER	Dallara F320 Spiess	1	20	20	20



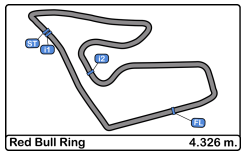


**Red Bull Ring**  
**Euroformula Open**  
**Race - 3**  
**Best 5 Lap Times**



Cls	N°	Driver	Nat	Cat	Cls	Team	Nat	Vehicle	Best 1		Best 2		Best 3		Best 4		Best 5	
									Time	Lap	Time	Lap	Time	Lap	Time	Lap	Time	Lap
1	84	Francesco				BVM Racing		Dallara F320 Spiess	1:24.687	9	1:24.737	8	1:25.051	10	1:25.074	12	1:25.183	6
2	71	Brad Benavides				Team Motopark		Dallara F320 Spiess	1:24.712	9	1:24.832	3	1:24.868	4	1:24.949	8	1:25.169	7
3	99	José Garfias				Team Motopark		Dallara F320 Spiess	1:24.791	8	1:24.832	9	1:24.905	3	1:25.035	4	1:25.227	6
4	23	Michael Shin				Team Motopark		Dallara F320 Spiess	1:24.808	8	1:24.897	4	1:24.945	9	1:25.033	7	1:25.199	3
5	95	Edward Pearson				Team Motopark		Dallara F320 Spiess	1:25.328	4	1:25.352	7	1:25.438	3	1:25.458	8	1:25.697	11
6	11	Levente Revesz				Team Motopark		Dallara F320 Spiess	1:25.350	9	1:25.525	8	1:25.544	3	1:25.632	11	1:25.699	5
7	41	Fernando Barrichello		R	1	Team Motopark		Dallara F320 Spiess	1:25.505	6	1:25.558	4	1:25.595	16	1:25.650	14	1:25.654	8



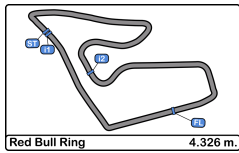


**Red Bull Ring**  
**Euroformula Open**  
**Race - 3**  
**Best 5 Top Speeds**



Clas	Nº	Driver	Nat	Cat	Cls	Team	Nat	Vehicle	Top 1		Top 2		Top 3		Top 4		Top 5		Avg
									Km/h	Lap	Km/h	Lap	Km/h	Lap	Km/h	Lap	Km/h	Lap	
1	71	Brad Benavides				Team Motopark		Dallara F320 Spiess	226.4	1	224.5	19	224.0	14	224.0	20	223.6	9	224.5
2	99	José Garfias				Team Motopark		Dallara F320 Spiess	226.4	1	225.4	9	225.0	2	225.0	7	225.0	8	225.3
3	11	Levente Revesz				Team Motopark		Dallara F320 Spiess	225.0	1	222.6	9	221.7	7	221.7	10	221.3	8	222.5
4	41	Fernando Barrichello		R	1	Team Motopark		Dallara F320 Spiess	223.6	20	223.1	9	222.2	7	222.2	18	221.7	8	222.5
5	84	Francesco Simonazzi				BVM Racing		Dallara F320 Spiess	223.6	9	223.6	14	223.1	2	222.6	11	222.6	13	223.1
6	95	Edward Pearson				Team Motopark		Dallara F320 Spiess	222.6	3	222.2	1	222.2	9	221.7	8	221.7	14	222.1
7	23	Michael Shin				Team Motopark		Dallara F320 Spiess	221.7	9	221.3	15	220.8	10	220.8	14	220.4	7	221.0



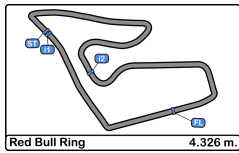


**Red Bull Ring**  
**Euroformula Open**  
**Race - 3**  
**Fastest Laps Sequence**



Lap	Time of Day	Session Time	Nº Driver	Nat	Cat	Team	Nat	Vehicle	Time	Km/h
2	17:25:35.708	2:55.708	23 Michael Shin		KOR	Team Motopark		Dallara F320 Spiess	1:25.628	181.8
2	17:25:36.915	2:56.915	71 Brad Benavides		USA	Team Motopark		Dallara F320 Spiess	1:25.362	182.4
3	17:27:00.907	4:20.907	23 Michael Shin		KOR	Team Motopark		Dallara F320 Spiess	1:25.199	182.7
3	17:27:01.748	4:21.748	71 Brad Benavides		USA	Team Motopark		Dallara F320 Spiess	1:24.832	183.5
8	17:34:06.205	11:26.205	23 Michael Shin		KOR	Team Motopark		Dallara F320 Spiess	1:24.808	183.6
8	17:34:08.874	11:28.874	84 Francesco Simonazzi		ITA	BVM Racing		Dallara F320 Spiess	1:24.737	183.7
9	17:35:32.622	12:52.622	71 Brad Benavides		USA	Team Motopark		Dallara F320 Spiess	1:24.712	183.8
9	17:35:33.562	12:53.562	84 Francesco Simonazzi		ITA	BVM Racing		Dallara F320 Spiess	1:24.687	183.8



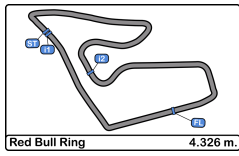


**Red Bull Ring**  
**Euroformula Open**  
**Race - 3**  
**Event Best Maximum Speed**



N°	Driver	Nat	Cat	Clas	Team	Nat	Vehicle	Km/h	Session
71	Brad Benavides		USA		Team Motopark		Dallara F320 Spiess	226.4	Race - 3
99	José Garfias		MEX		Team Motopark		Dallara F320 Spiess	226.4	Race - 3
212	Paolo Brajnik		SRB	GC 1	NV Racing		Dallara F320 Spiess	225.4	Free practice - 2
11	Levente Revesz		HUN		Team Motopark		Dallara F320 Spiess	225.0	Race - 3
84	Francesco Simonazzi		ITA		BVM Racing		Dallara F320 Spiess	223.6	Race - 3
41	Fernando Barrichello		BRA	R 1	Team Motopark		Dallara F320 Spiess	223.6	Race - 3
95	Edward Pearson		GBR		Team Motopark		Dallara F320 Spiess	222.6	Race - 3
23	Michael Shin		KOR		Team Motopark		Dallara F320 Spiess	221.7	Qualifying





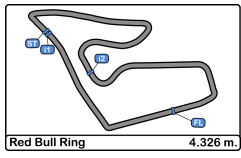
**Red Bull Ring**  
**Euroformula Open**  
**Race - 3**  
**Lap Chart**



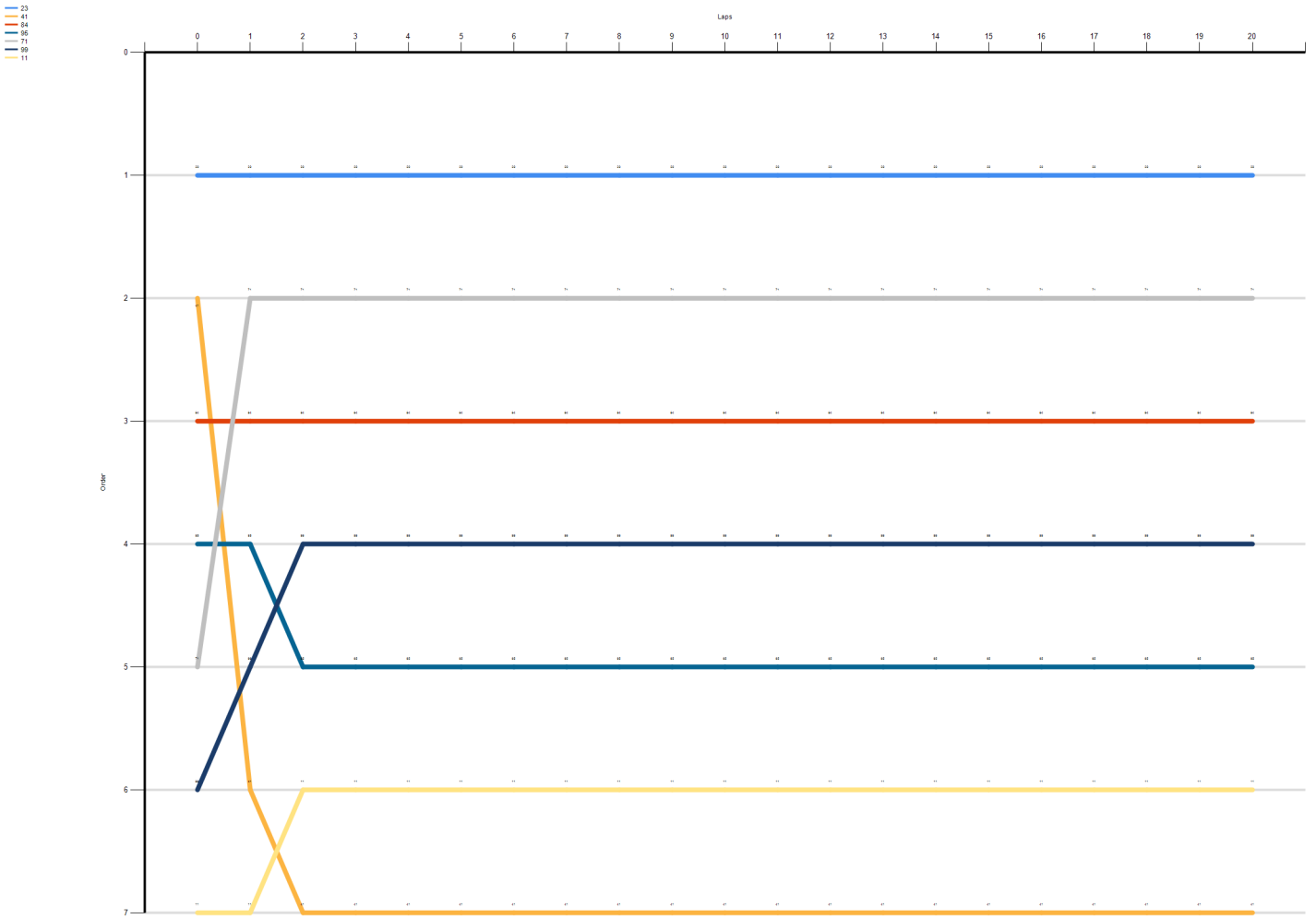
**LAP**

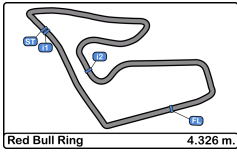
Nr	Pos	Grid	1	2	3	4	5	6	7	8	9	10	11	12	13	14	15	16	17	18	19	20	
23	1	23	23	23	23	23	23	23	23	23	23	23	23	23	23	23	23	23	23	23	23	23	
41	2	41	71	71	71	71	71	71	71	71	71	71	71	71	71	71	71	71	71	71	71	71	71
84	3	84	84	84	84	84	84	84	84	84	84	84	84	84	84	84	84	84	84	84	84	84	84
95	4	95	99	99	99	99	99	99	99	99	99	99	99	99	99	99	99	99	99	99	99	99	99
71	5	71	99	95	95	95	95	95	95	95	95	95	95	95	95	95	95	95	95	95	95	95	95
99	6	99	41	11	11	11	11	11	11	11	11	11	11	11	11	11	11	11	11	11	11	11	11
11	7	11	11	41	41	41	41	41	41	41	41	41	41	41	41	41	41	41	41	41	41	41	41





**Red Bull Ring**  
**Euroformula Open**  
**Race - 3**  
**Graphic Lap Chart**





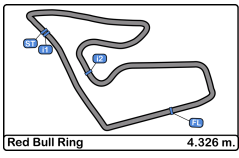
**Red Bull Ring**  
**Euroformula Open**  
**Race - 3**  
**Pit Stop Analysis**



Or d.	Nr.	In Day	Time	Team	Nat	Driver 1	Nat	Driver 2	Nat	Vehicle	Cat	In Time	Stop N°	Pit Time	Handicap	Diff.
----------	-----	--------	------	------	-----	----------	-----	----------	-----	---------	-----	---------	---------	----------	----------	-------



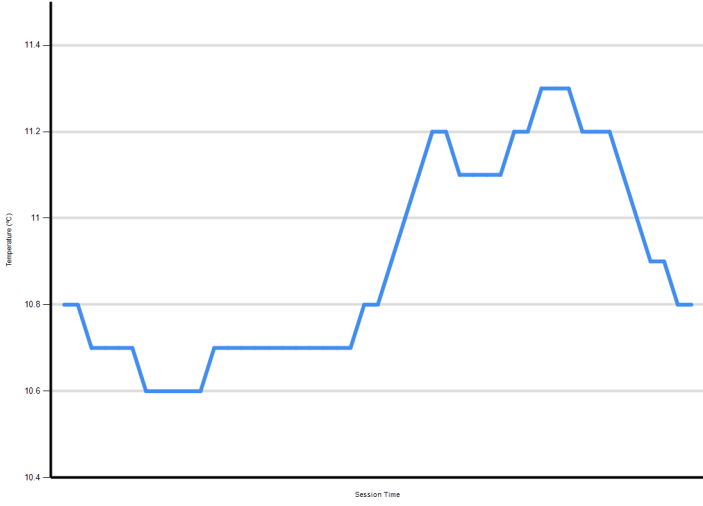




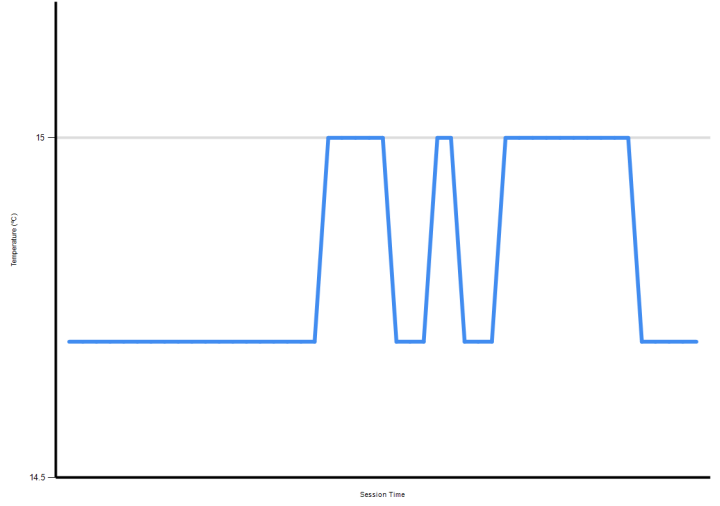
**Red Bull Ring**  
**Euroformula Open**  
**Race - 3**  
**Weather Report**



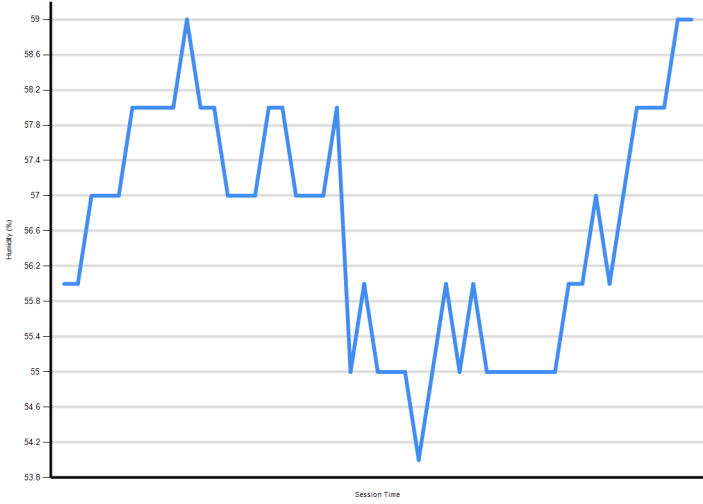
Air Temperature




Track Temperature



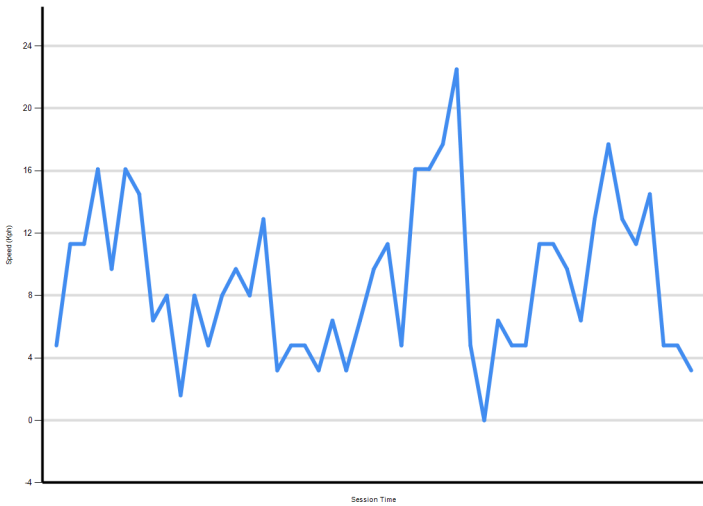
Humidity



Pressure



Wind Speed



Wind direction

