

Circuit de Barcelona
Euroformula Open
Free practice - 1
Provisional Results



Clas	Nº	Driver	Nat	Cat	Clas	Team	Nat	Vehicle	Laps	Best	Time	Gap	Interval	Km/h
1	99	José Garfias	MEX			Team Motopark	DEU	Dallara F320 Spiess	18	16	1:32.386			181.4
2	71	Brad Benavides	USA			Team Motopark	DEU	Dallara F320 Spiess	17	16	1:32.446	0.060	0.060	181.3
3	84	Francesco Simonazzi	ITA			BVM Racing	ITA	Dallara F320 Spiess	19	15	1:32.490	0.104	0.044	181.2
4	95	Edward Pearson	GBR			Team Motopark	DEU	Dallara F320 Spiess	12	11	1:32.732	0.346	0.242	180.7
5	41	Fernando Barrichello	BRA	R	1	Team Motopark	DEU	Dallara F320 Spiess	14	12	1:32.767	0.381	0.035	180.7
6	37	Vladislav Ryabov	RUS	R	2	Team Motopark	DEU	Dallara F320 Spiess	15	12	1:33.368	0.982	0.601	179.5
7	11	Ricardo Escotto	MEX	R	3	Team Motopark	DEU	Dallara F320 Spiess	16	11	1:34.034	1.648	0.666	178.2

Published at:.....

Track Temp: 20.1 °C Air Temp: 20.3 °C Humidity: 78 % Track Status: DRY

Race Director:

Neus Santamaría Sanromà

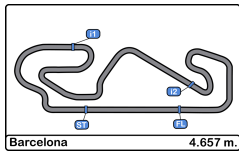
DPB-0825-ESP/CAT

Timekeeper:


 Luis Garcia

JOB-2654-ESP/M





Circuit de Barcelona
Euroformula Open
Free practice - 1
Provisional Results by Category



Rookie														
Clas	Nº	Driver	Nat	Cat	Clas	Team	Nat	Vehicle	Laps	Best	Time	Gap	Interval	Km/h
1	41	Fernando Barrichello		R	1	Team Motopark		Dallara F320 Spiess	14	12	1:32.767			180.7
2	37	Vladislav Ryabov		R	2	Team Motopark		Dallara F320 Spiess	15	12	1:33.368	0.601	0.601	179.5
3	11	Ricardo Escotto		R	3	Team Motopark		Dallara F320 Spiess	16	11	1:34.034	1.267	0.666	178.2
Clas	Nº	Driver	Nat	Cat	Clas	Team	Nat	Vehicle	Laps	Best	Time	Gap	Interval	Km/h
1	99	José Garfias				Team Motopark		Dallara F320 Spiess	18	16	1:32.386			181.4
2	71	Brad Benavides				Team Motopark		Dallara F320 Spiess	17	16	1:32.446	0.060	0.060	181.3
3	84	Francesco Simonazzi				BVM Racing		Dallara F320 Spiess	19	15	1:32.490	0.104	0.044	181.2
4	95	Edward Pearson				Team Motopark		Dallara F320 Spiess	12	11	1:32.732	0.346	0.242	180.7

Published at:.....

Track Temp: 20.1 °C Air Temp: 20.3 °C Humidity: 78 % Track Status: DRY

Race Director:

Neus Santamaría Sanromà

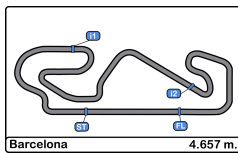
DPB-0825-ESP/CAT

Timekeeper:

Luis Garcia

JOB-2654-ESP/M





Circuit de Barcelona

Euroformula Open

Free practice - 1

Lap Analysis



11

Ricardo Escotto

Dallara F320 Spiess **71**

Brad Benavides

Dallara F320 Spiess

Rookie

Team Motopark

Team Motopark

Lap	D	Time	Sector 1	Sector 2	Sector 3	T. Spd	Elapsed	Lap	D	Time	Sector 1	Sector 2	Sector 3	T. Spd	Elapsed
1		9:02:35.054	9:01:17.382	46.183	31.489	133.6	9:02:35.054	1		9:02:47.189	9:01:26.309	48.735	32.145	137.2	9:02:47.189
2		1:43.185	32.191	41.992	29.002	219.5	9:04:18.239	2		1:39.551	30.649	40.795	28.107	219.5	9:04:26.740
3		1:36.050	29.269	38.796	27.985	233.7	9:05:54.289	3		1:34.678	29.104	38.018	27.556	233.7	9:06:01.418
4		1:34.874	29.100	38.066	27.708	234.7	9:07:29.163	4		1:34.481	29.067	37.908	27.506	234.7	9:07:35.899
5		1:34.480	28.971	38.008	27.501	235.2	9:09:03.643	5		1:34.587	29.059	37.926	27.602	235.2	9:09:10.486
6		1:48.943 P	29.965	40.838	38.140	235.2	9:10:52.586	6		1:43.756 P	29.031	37.993	36.732	234.7	9:10:54.242
7		8:04.956	6:52.487	42.955	29.514	137.7	9:18:57.542	7		6:42.470	5:34.669	39.473	28.328	169.2	9:17:36.712
8		1:38.237	30.694	39.596	27.947	225.9	9:20:35.779	8		1:34.594	29.162	37.851	27.581	231.7	9:19:11.306
9		1:34.285	28.938	37.990	27.357	233.2	9:22:10.064	9		1:34.254	28.945	37.800	27.509	234.2	9:20:45.560
10		1:34.297	28.917	37.959	27.421	234.2	9:23:44.361	10		1:34.115	28.827	37.703	27.585	235.2	9:22:19.675
11		1:34.034	28.814	37.821	27.399	233.7	9:25:18.395	11		1:40.940 P	28.995	37.797	34.148	235.2	9:24:00.615
12		1:49.118 P	30.718	41.101	37.299	234.7	9:27:07.513	12		3:17.170 P	2:04.339	38.689	34.142	169.8	9:27:17.785
13		5:59.122 P	4:40.721	42.355	36.046	151.4	9:33:06.635	13		5:35.670	4:23.003	43.277	29.390	148.9	9:32:53.455
14		2:27.696	1:12.641	44.597	30.458	167.1	9:35:34.331	14		1:38.000	30.289	40.203	27.508	224.0	9:34:31.455
15		1:48.868 P	30.531	40.675	37.662	232.7	9:37:23.199	15		1:32.533	28.615	37.076	26.842	235.8	9:36:03.988
16		2:51.242 P	1:28.967	41.228	41.047	169.8	9:40:14.441	16		1:32.446	28.450	37.079	26.917	236.3	9:37:36.434
17		1:39.156 P	28.434	37.178	33.544	236.3	9:39:15.590								

37

Vladislav Ryabov

Dallara F320 Spiess

Francesco Simonazzi

Dallara F320 Spiess

Rookie

Team Motopark

84

Francesco Simonazzi

Dallara F320 Spiess

Lap	D	Time	Sector 1	Sector 2	Sector 3	T. Spd	Elapsed	Lap	D	Time	Sector 1	Sector 2	Sector 3	T. Spd	Elapsed
1		9:03:21.836 P	9:02:02.025	41.609	38.202	169.8	9:03:21.836	1		9:02:35.937	9:01:19.217	45.081	31.639	167.9	9:02:35.937
2		4:21.174	3:10.804	40.807	29.563	174.4	9:07:43.010	2		1:40.701	32.016	40.991	27.694	226.8	9:04:16.638
3		1:39.173	31.506	39.359	28.308	204.5	9:09:22.183	3		1:34.018	28.960	37.706	27.352	235.8	9:05:50.656
4		1:35.195	29.266	38.038	27.891	231.7	9:10:57.378	4		1:34.614	29.026	37.900	27.688	236.3	9:07:25.270
5		1:34.850	29.049	37.899	27.902	234.2	9:12:32.228	5		1:33.900	28.755	37.520	27.625	236.3	9:08:59.170
6		1:35.755	29.646	38.407	27.702	233.2	9:14:07.983	6		1:47.877	28.765	44.203	34.909	235.8	9:10:47.047
7		1:34.578	28.966	37.929	27.683	234.7	9:15:42.561	7		1:33.920	28.854	37.648	27.418	235.8	9:12:20.967
8		1:45.129 P	29.034	39.291	36.804	235.2	9:17:27.690	8		1:33.599	28.769	37.519	27.311	235.2	9:13:54.566
9		2:38.576 P	1:22.154	40.361	36.061	131.8	9:20:06.266	9		1:33.476	28.665	37.479	27.332	236.3	9:15:28.042
10		11:41.113	10:26.161	44.569	30.383	152.5	9:31:47.379	10		1:39.552 P	28.604	37.534	33.414	237.3	9:17:07.594
11		1:40.701	33.131	40.006	27.564	210.5	9:33:28.080	11		11:21.745	10:12.833	40.175	28.737	144.0	9:28:29.339
12		1:33.368	28.752	37.499	27.117	235.8	9:35:01.448	12		1:35.096	29.464	38.165	27.467	234.7	9:30:04.435
13		1:33.434	28.815	37.382	27.237	236.3	9:36:34.882	13		1:33.736	28.576	37.979	27.181	236.8	9:31:38.171
14		1:42.285 P	28.998	37.544	35.743	237.3	9:38:17.167	14		1:32.605	28.542	37.082	26.981	236.8	9:33:10.776
15		2:30.615 P	1:12.412	39.735	38.468	168.4	9:40:47.782	15		1:32.490	28.480	37.057	26.953	238.4	9:34:43.266
16		1:46.886	28.399	46.767	31.720	238.4	9:36:30.152	16		1:46.886	28.399	46.767	31.720	238.4	9:36:30.152
17		1:32.514	28.462	37.089	26.963	238.4	9:38:02.666	17		1:32.514	28.462	37.089	26.963	238.4	9:38:02.666
18		1:34.057	28.467	37.047	28.543	238.4	9:39:36.723	18		1:34.057	28.467	37.047	28.543	238.4	9:39:36.723
19		1:42.668 P	28.552	37.129	36.987	236.8	9:41:19.391	19		1:42.668 P	28.552	37.129	36.987	236.8	9:41:19.391

41

Fernando Barrichello

Dallara F320 Spiess

Francesco Simonazzi

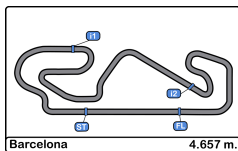
Dallara F320 Spiess

Rookie

Team Motopark

Lap	D	Time	Sector 1	Sector 2	Sector 3	T. Spd	Elapsed	Lap	D	Time	Sector 1	Sector 2	Sector 3	T. Spd	Elapsed
1		9:02:56.230 P	9:01:23.490	44.808	47.932	142.1	9:02:56.230	1		9:02:56.230 P	9:01:23.490	44.808	47.932	142.1	9:02:56.230
2		4:09.564	2:58.951	40.948	29.665	165.1	9:07:05.794	2		4:09.564	2:58.951	40.948	29.665	165.1	9:07:05.794
3		1:41.238	33.162	39.525	28.551	225.0	9:08:47.032	3		1:41.238	33.162	39.525	28.551	225.0	9:08:47.032
4		1:34.707	29.164	37.911	27.632	233.7	9:10:21.739	4		1:34.707	29.164	37.911	27.632	233.7	9:10:21.739
5		1:34.130	28.918	37.704	27.508	233.7	9:11:55.869	5		1:34.130	28.918	37.704	27.508	233.7	9:11:55.869
6		1:33.853	28.810	37.562	27.481	234.7	9:13:29.722	6		1:33.853	28.810	37.562	27.481	234.7	9:13:29.722
7		1:47.549 P	29.943	39.204	38.402	235.2	9:15:17.271	7		1:47.549 P	29.943	39.204	38.402	235.2	9:15:17.271
8		3:19.596 P	2:01.088	40.376	38.132	170.8	9:18:36.867	8		3:19.596 P	2:01.088	40.376	38.132	170.8	9:18:36.867
9		13:31.203	12:19.369	42.474	29.360	143.0	9:32:08.070	9		13:31.203	12:19.369	42.474	29.360	143.0	9:32:08.070
10		1:43.461	30.225	44.527	28.709	227.3	9:33:51.531	10		1:43.461	30.225	44.527	28.709	227.3	9:33:51.531
11		1:34.389	28.896	38.174	27.319	236.3	9:35:25.920	11		1:34.389	28.896	38.174	27.319	236.3	9:35:25.920
12		1:32.767	28.490	37.256	27.021	238.4	9:36:58.687	12		1:32.767	28.490	37.256	27.021	238.4	9:36:58.687
13		1:33.732	29.094	37.429	27.209	238.4	9:38:32.419	13		1:33.732	29.094	37.429	27.209	238.4	9:38:32.419
14		1:33.011	28.431	37.357	27.223	238.4	9:40:05.430	14		1:33.011	28.431	37.357	27.223	238.4	9:40:05.430
15		30.598	39.180	237.3				15		30.598	39.180	237.3			





Circuit de Barcelona
Euroformula Open
Free practice - 1
Lap Analysis



95

Edward Pearson

Dallara F320 Spiess

Team Motopark

Lap	D	Time	Sector 1	Sector 2	Sector 3	T. Spd	Elapsed
1		9:02:52.875 P	9:01:21.773	45.591	45.511	141.1	9:02:52.875
2		4:44.313 P	3:19.826	40.249	44.238	161.6	9:07:37.188
3		2:16.018	1:09.454	38.863	27.701	165.6	9:09:53.206
4		1:34.818	29.343	37.945	27.530	229.7	9:11:28.024
5		1:34.379	29.168	37.742	27.469	230.7	9:13:02.403
6		1:34.418	29.069	37.865	27.484	231.7	9:14:36.821
7		1:34.210	29.040	37.722	27.448	232.7	9:16:11.031
8		1:50.892 P	30.586	38.955	41.351	228.8	9:18:01.923
9		14:19.767	13:07.809	42.263	29.695	139.3	9:32:21.690
10		1:35.918	30.241	38.490	27.187	232.7	9:33:57.608
11		1:32.732	28.640	37.183	26.909	235.8	9:35:30.340
12		1:49.767 P	28.597	38.737	42.433	236.3	9:37:20.107

99

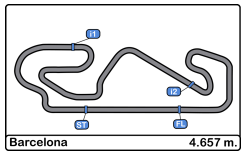
José Garfias

Dallara F320 Spiess

Team Motopark

Lap	D	Time	Sector 1	Sector 2	Sector 3	T. Spd	Elapsed
1		9:02:15.389	9:00:58.877	44.771	31.741	164.8	9:02:15.389
2		1:41.016	32.637	39.930	28.449	214.7	9:03:56.405
3		1:37.255	31.242	38.346	27.667	232.2	9:05:33.660
4		1:34.862	29.130	37.916	27.816	233.2	9:07:08.522
5		1:34.341	29.004	37.737	27.600	236.3	9:08:42.863
6		1:41.951 P	29.087	37.888	34.976	234.2	9:10:24.814
7		7:24.748 P	6:10.588	39.345	34.815	176.4	9:17:49.562
8		2:21.027	1:13.831	38.078	29.118	171.4	9:20:10.589
9		1:34.113	28.914	37.615	27.584	234.7	9:21:44.702
10		1:34.106	28.896	37.684	27.526	235.2	9:23:18.808
11		1:34.022	28.868	37.662	27.492	235.8	9:24:52.830
12		1:40.084 P	28.811	37.510	33.763	235.2	9:26:32.914
13		5:38.086	4:28.266	40.813	29.007	157.4	9:32:11.000
14		1:35.971	29.663	38.146	28.162	227.8	9:33:46.971
15		1:32.688	28.644	37.118	26.926	236.8	9:35:19.659
16		1:32.386	28.474	36.984	26.928	236.8	9:36:52.045
17		1:34.828	28.513	38.037	28.278	236.8	9:38:26.873
18		1:43.107 P	28.583	37.835	36.689	237.3	9:40:09.980



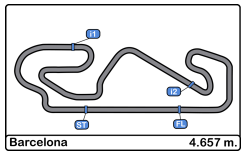


Circuit de Barcelona
Euroformula Open
Free practice - 1
Best Sectors Results



Sector - 1			Sector - 2			Sector - 3			Ideal Lap vs Best Lap						
Clas	Nº	Driver	Time	Nº	Driver	Time	Nº	Driver	Time	Clas	Nº	Driver	Ideal Lap	Best Lap	Clas
1	84	Francesco Simonazzi	28.399	99	José Garfias	36.984	71	Brad Benavides	26.842	1	71	Brad Benavides	1:32.352	1:32.446	2
2	41	Fernando Barrichello	28.431	84	Francesco Simonazzi	37.047	95	Edward Pearson	26.909	2	99	José Garfias	1:32.384	1:32.386	1
3	71	Brad Benavides	28.434	71	Brad Benavides	37.076	99	José Garfias	26.926	3	84	Francesco Simonazzi	1:32.399	1:32.490	3
4	99	José Garfias	28.474	95	Edward Pearson	37.183	84	Francesco Simonazzi	26.953	4	95	Edward Pearson	1:32.689	1:32.732	4
5	95	Edward Pearson	28.597	41	Fernando Barrichello	37.256	41	Fernando Barrichello	27.021	5	41	Fernando Barrichello	1:32.708	1:32.767	5
6	37	Vladislav Ryabov	28.752	37	Vladislav Ryabov	37.382	37	Vladislav Ryabov	27.117	6	37	Vladislav Ryabov	1:33.251	1:33.368	6
7	11	Ricardo Escotto	28.814	11	Ricardo Escotto	37.821	11	Ricardo Escotto	27.357	7	11	Ricardo Escotto	1:33.992	1:34.034	7



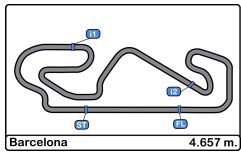


Circuit de Barcelona
Euroformula Open
Free practice - 1
Best 5 Lap Times



Cls	N°	Driver	Nat	Cat	Cls	Team	Nat	Vehicle	Best 1		Best 2		Best 3		Best 4		Best 5	
									Time	Lap	Time	Lap	Time	Lap	Time	Lap	Time	Lap
1	99	José Garfias	MEX			Team Motopark	DEU	Dallara F320 Spiess	1:32.386	16	1:32.688	15	1:34.022	11	1:34.106	10	1:34.113	9
2	71	Brad Benavides	USA			Team Motopark	DEU	Dallara F320 Spiess	1:32.446	16	1:32.533	15	1:34.115	10	1:34.254	9	1:34.481	4
3	84	Francesco	ITA			BVM Racing	ITA	Dallara F320 Spiess	1:32.490	15	1:32.514	17	1:32.605	14	1:33.476	9	1:33.599	8
4	95	Edward Pearson	GBR			Team Motopark	DEU	Dallara F320 Spiess	1:32.732	11	1:34.210	7	1:34.379	5	1:34.418	6	1:34.818	4
5	41	Fernando Barrichello	BRA	R	1	Team Motopark	DEU	Dallara F320 Spiess	1:32.767	12	1:33.011	14	1:33.732	13	1:33.853	6	1:34.130	5
6	37	Vladislav Ryabov	FIA	R	2	Team Motopark	DEU	Dallara F320 Spiess	1:33.368	12	1:33.434	13	1:34.578	7	1:34.850	5	1:35.195	4
7	11	Ricardo Escotto	MEX	R	3	Team Motopark	DEU	Dallara F320 Spiess	1:34.034	11	1:34.285	9	1:34.297	10	1:34.480	5	1:34.874	4



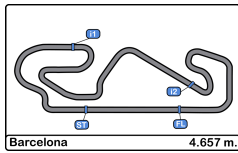


Circuito de Barcelona
Euroformula Open
Free practice - 1
Best 5 Top Speeds



Clas	Nº	Driver	Nat	Cat	Cls	Team	Nat	Vehicle	Top 1		Top 2		Top 3		Top 4		Top 5		Avg
									Km/h	Lap	Km/h	Lap	Km/h	Lap	Km/h	Lap	Km/h	Lap	
1	41	Fernando Barrichello		BRX	R	1	Team Motopark		238.4	12	238.4	13	238.4	14	237.3	15	236.3	11	237.7
2	84	Francesco Simonazzi		ITA			BVM Racing		238.4	15	238.4	16	238.4	17	238.4	18	237.3	10	238.2
3	37	Vladislav Ryabov		IND	R	2	Team Motopark		237.3	14	236.3	13	235.8	12	235.2	8	234.7	7	235.9
4	99	José Garfias		MEX			Team Motopark		237.3	18	236.8	15	236.8	16	236.8	17	236.3	5	236.8
5	71	Brad Benavides		USA			Team Motopark		236.3	16	236.3	17	235.8	15	235.2	5	235.2	10	235.8
6	95	Edward Pearson		GBR			Team Motopark		236.3	12	235.8	11	232.7	7	232.7	10	231.7	6	233.8
7	11	Ricardo Escotto		MEX	R	3	Team Motopark		235.2	5	235.2	6	234.7	4	234.7	12	234.2	10	234.8



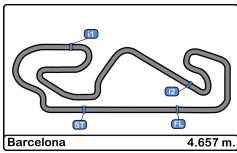


Circuit de Barcelona
Euroformula Open
Free practice - 1
Fastest Laps Sequence



Lap	Time of Day	Session Time	Nº Driver	Nat	Cat	Team	Nat	Vehicle	Time	Km/h
2	9:03:56.405	3:56.405	99 José Garfias	MEX		Team Motopark	DEU	Dallara F320 Spiess	1:41.016	165.9
2	9:04:16.638	4:16.638	84 Francesco Simonazzi	ITA		BVM Racing	ITA	Dallara F320 Spiess	1:40.701	166.4
2	9:04:26.740	4:26.740	71 Brad Benavides	USA		Team Motopark	DEU	Dallara F320 Spiess	1:39.551	168.4
3	9:05:33.660	5:33.660	99 José Garfias	MEX		Team Motopark	DEU	Dallara F320 Spiess	1:37.255	172.3
3	9:05:50.656	5:50.656	84 Francesco Simonazzi	ITA		BVM Racing	ITA	Dallara F320 Spiess	1:34.018	178.3
5	9:08:59.170	8:59.170	84 Francesco Simonazzi	ITA		BVM Racing	ITA	Dallara F320 Spiess	1:33.900	178.5
6	9:13:29.722	13:29.722	41 Fernando Barrichello	BRA	R	Team Motopark	DEU	Dallara F320 Spiess	1:33.853	178.6
8	9:13:54.566	13:54.566	84 Francesco Simonazzi	ITA		BVM Racing	ITA	Dallara F320 Spiess	1:33.599	179.1
9	9:15:28.042	15:28.042	84 Francesco Simonazzi	ITA		BVM Racing	ITA	Dallara F320 Spiess	1:33.476	179.3
14	9:33:10.776	33:10.776	84 Francesco Simonazzi	ITA		BVM Racing	ITA	Dallara F320 Spiess	1:32.605	181.0
15	9:34:43.266	34:43.266	84 Francesco Simonazzi	ITA		BVM Racing	ITA	Dallara F320 Spiess	1:32.490	181.2
16	9:36:52.045	36:52.045	99 José Garfias	MEX		Team Motopark	DEU	Dallara F320 Spiess	1:32.386	181.4



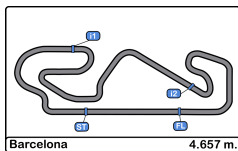


Circuit de Barcelona
Euroformula Open
Free practice - 1
Event Best Maximum Speed



Nº	Driver	Nat	Cat	Clas	Team	Nat	Vehicle	Km/h	Session
84	Francesco Simonazzi		ITA		BVM Racing		Dallara F320 Spiess	238.9	Private test 1
41	Fernando Barrichello		BRA	R 1	Team Motopark		Dallara F320 Spiess	238.4	Free practice - 1
37	Vladislav Ryabov		RUS	R 2	Team Motopark		Dallara F320 Spiess	237.3	Free practice - 1
99	José Garfias		MEX		Team Motopark		Dallara F320 Spiess	237.3	Free practice - 1
95	Edward Pearson		GBR		Team Motopark		Dallara F320 Spiess	236.3	Free practice - 1
71	Brad Benavides		USA		Team Motopark		Dallara F320 Spiess	236.3	Free practice - 1
23								235.8	Private test 1
11	Ricardo Escotto		MEX	R 3	Team Motopark		Dallara F320 Spiess	235.2	Free practice - 1





Circuit de Barcelona
Euroformula Open
Free practice - 1
Pit Stop Analysis



11 Ricardo Escotto Dallara F320 Spiess

Rookie Team Motopark

Nº	In Day Time	In Time	Out Time	Pit Time	T. Pit Time	Handicap	Diff.
1	9:10:49.057	9:10:49.057	9:17:08.941	6:19.884	6:19.884		
2	9:27:03.589	9:27:03.589	9:31:13.176	4:09.587	10:29.471		
3	9:33:02.964	9:33:02.964	9:33:27.337	24.373	10:53.844		
4	9:37:19.578	9:37:19.578	9:37:43.476	23.898	11:17.742		

37 Vladislav Ryabov Dallara F320 Spiess

Rookie Team Motopark

Nº	In Day Time	In Time	Out Time	Pit Time	T. Pit Time	Handicap	Diff.
1	9:03:17.522	9:03:17.522	9:05:59.405	2:41.883	2:41.883		
2	9:17:23.678	9:17:23.678	9:17:52.085	28.407	3:10.290		
3	9:20:02.145	9:20:02.145	9:29:57.322	9:55.177	13:05.467		
4	9:38:13.444	9:38:13.444	9:38:39.359	25.915	13:31.382		

41 Fernando Barrichello Dallara F320 Spiess

Rookie Team Motopark

Nº	In Day Time	In Time	Out Time	Pit Time	T. Pit Time	Handicap	Diff.
1	9:02:51.175	9:02:51.175	9:05:22.856	2:31.681	2:31.681		
2	9:15:13.089	9:15:13.089	9:16:29.089	1:16.000	3:47.681		
3	9:18:32.509	9:18:32.509	9:30:19.511	11:47.002	15:34.683		

71 Brad Benavides Dallara F320 Spiess

Team Motopark

Nº	In Day Time	In Time	Out Time	Pit Time	T. Pit Time	Handicap	Diff.
1	9:10:50.316	9:10:50.316	9:15:40.519	4:50.203	4:50.203		
2	9:23:56.703	9:23:56.703	9:25:21.529	1:24.826	6:15.029		
3	9:27:13.882	9:27:13.882	9:31:05.271	3:51.389	10:06.418		

84 Francesco Simonazzi Dallara F320 Spiess

BVM Racing

Nº	In Day Time	In Time	Out Time	Pit Time	T. Pit Time	Handicap	Diff.
1	9:17:03.469	9:17:03.469	9:26:44.547	9:41.078	9:41.078		

95 Edward Pearson Dallara F320 Spiess

Team Motopark

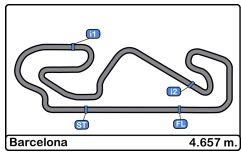
Nº	In Day Time	In Time	Out Time	Pit Time	T. Pit Time	Handicap	Diff.
1	9:02:48.229	9:02:48.229	9:05:41.020	2:52.791	2:52.791		
2	9:07:31.995	9:07:31.995	9:08:02.245	30.250	3:23.041		
3	9:17:56.882	9:17:56.882	9:30:32.115	12:35.233	15:58.274		

99 José Garfias Dallara F320 Spiess

Team Motopark

Nº	In Day Time	In Time	Out Time	Pit Time	T. Pit Time	Handicap	Diff.
1	9:10:19.986	9:10:19.986	9:16:03.893	5:43.907	5:43.907		
2	9:17:45.266	9:17:45.266	9:18:12.115	26.849	6:10.756		
3	9:26:28.880	9:26:28.880	9:30:28.198	3:59.318	10:10.074		

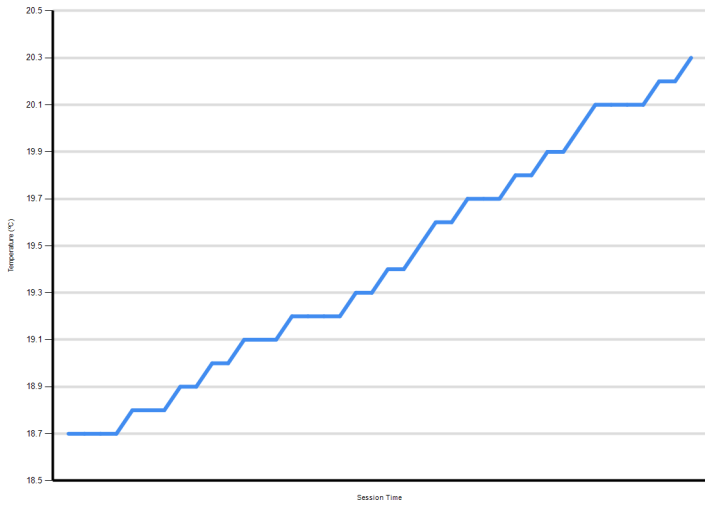




Circuit de Barcelona
Euroformula Open
Free practice - 1
Weather Report



Air Temperature



Track Temperature

