

Circuit de Barcelona
Euroformula Open
Private test 1
Provisional Results



Clas	Nº	Driver	Nat	Cat	Clas	Team	Nat	Vehicle	Laps	Best	Time	Gap	Interval	Km/h
1	84	Francesco Simonazzi	ITA			BVM Racing	ITA	Dallara F320 Spiess	23	21	1:32.922			180.4
2	99	José Garfias	MEX			Team Motopark	DEU	Dallara F320 Spiess	21	19	1:33.142	0.220	0.220	179.9
3	71	Brad Benavides	USA			Team Motopark	DEU	Dallara F320 Spiess	21	18	1:33.252	0.330	0.110	179.7
4	41	Fernando Barrichello	BRA	R	1	Team Motopark	DEU	Dallara F320 Spiess	22	20	1:33.366	0.444	0.114	179.5
5	95	Edward Pearson	GBR			Team Motopark	DEU	Dallara F320 Spiess	19	17	1:33.656	0.734	0.290	179.0
6	23	Vladislav Ryabov	RUS	R	2	Team Motopark	DEU	Dallara F320 Spiess	22	13	1:34.349	1.427	0.693	177.6
7	11	Ricardo Escotto	MEX	R	3	Team Motopark	DEU	Dallara F320 Spiess	20	14	1:34.971	2.049	0.622	176.5

Published at:.....

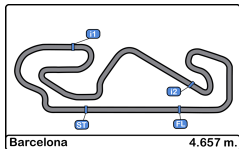
Track Temp: 20.5 °C Air Temp: 22.2 °C Humidity: 74 % Track Status: DRY

Race Director:



Timekeeper:





Circuit de Barcelona
Euroformula Open
Private test 1
Provisional Results by Category



Rookie														
Clas	Nº	Driver	Nat	Cat	Clas	Team	Nat	Vehicle	Laps	Best	Time	Gap	Interval	Km/h
1	41	Fernando Barrichello		R	1	Team Motopark		Dallara F320 Spiess	22	20	1:33.366			179.5
2	23	Vladislav Ryabov		R	2	Team Motopark		Dallara F320 Spiess	22	13	1:34.349	0.983	0.983	177.6
3	11	Ricardo Escotto		R	3	Team Motopark		Dallara F320 Spiess	20	14	1:34.971	1.605	0.622	176.5
Clas	Nº	Driver	Nat	Cat	Clas	Team	Nat	Vehicle	Laps	Best	Time	Gap	Interval	Km/h
1	84	Francesco Simonazzi				BVM Racing		Dallara F320 Spiess	23	21	1:32.922			180.4
2	99	José Garfias				Team Motopark		Dallara F320 Spiess	21	19	1:33.142	0.220	0.220	179.9
3	71	Brad Benavides				Team Motopark		Dallara F320 Spiess	21	18	1:33.252	0.330	0.110	179.7
4	95	Edward Pearson				Team Motopark		Dallara F320 Spiess	19	17	1:33.656	0.734	0.404	179.0

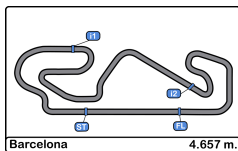
Published at:.....

Track Temp: 20.5 °C Air Temp: 22.2 °C Humidity: 74 % Track Status: DRY

Race Director:

Timekeeper:





Circuit de Barcelona
Euroformula Open
Private test 1
Lap Analysis



11 Ricardo Escotto Dallara F320 Spiess **41** Fernando Barrichello Dallara F320 Spiess

Rookie

Team Motopark

Rookie

Team Motopark

Lap	D	Time	Sector 1	Sector 2	Sector 3	T. Spd	Elapsed	Lap	D	Time	Sector 1	Sector 2	Sector 3	T. Spd	Elapsed
1		9:02:57.336 P	9:01:27.242	44.481	45.613	129.4	9:02:57.336	1		9:02:31.181 P	9:01:01.850	43.126	46.205	141.1	9:02:31.181
2		5:55.885	4:40.960	43.182	31.743	135.1	9:08:53.221	2		4:53.691	3:43.571	40.871	29.249	171.9	9:07:24.872
3		1:47.650	31.881	42.523	33.246	225.9	9:10:40.871	3		1:38.121	30.645	39.129	28.347	226.4	9:09:02.993
4		1:37.508	29.932	39.185	28.391	230.2	9:12:18.379	4		1:36.429	29.860	38.358	28.211	228.3	9:10:39.422
5		1:36.153	29.545	38.460	28.148	232.2	9:13:54.532	5		1:35.387	29.398	38.095	27.894	231.7	9:12:14.809
6		1:35.760	29.261	38.655	27.844	233.7	9:15:30.292	6		1:34.890	29.137	37.934	27.819	233.7	9:13:49.699
7		1:35.241	29.084	38.297	27.860	233.7	9:17:05.533	7		1:46.571	31.700	45.385	29.486	233.7	9:15:36.270
8		1:49.541 P	29.047	38.168	42.326	233.7	9:18:55.074	8		1:35.804	29.389	38.470	27.945	233.2	9:17:12.074
9		10:37.521	9:24.479	42.642	30.400	129.3	9:29:32.595	9		1:50.329 P	29.079	37.922	43.328	234.7	9:19:02.403
10		1:39.295	30.816	40.079	28.400	227.3	9:31:11.890	10		9:17.918 P	7:55.932	42.231	39.755	162.8	9:28:20.321
11		1:35.400	29.332	38.394	27.674	232.2	9:32:47.290	11		2:23.482	1:13.221	41.442	28.819	167.1	9:30:43.803
12		1:34.975	29.111	38.185	27.679	233.2	9:34:22.265	12		1:34.755	29.433	37.814	27.508	233.2	9:32:18.558
13		1:35.213	29.144	38.268	27.801	233.2	9:35:57.478	13		1:33.591	28.785	37.479	27.327	235.2	9:33:52.149
14		1:34.971	29.061	38.144	27.766	233.2	9:37:32.449	14		1:33.652	28.761	37.436	27.455	236.3	9:35:25.801
15		1:35.245	29.068	38.227	27.950	233.7	9:39:07.694	15		1:36.993	29.042	39.954	27.997	236.8	9:37:02.794
16		1:48.368 P	30.180	39.749	38.439	233.2	9:40:56.062	16		1:45.194 P	28.810	37.667	38.717	235.8	9:38:47.988
17		11:50.119	10:34.539	46.807	28.773	114.0	9:52:46.181	17		8:48.676 P	7:27.527	41.400	39.749	144.7	9:47:36.664
18		1:35.152	29.256	38.083	27.813	232.7	9:54:21.333	18		2:21.384	1:12.086	39.830	29.468	167.4	9:49:58.048
19		1:35.210	29.082	38.196	27.932	233.7	9:55:56.543	19		1:33.969	29.002	37.620	27.347	234.2	9:51:32.017
20		1:47.839 P	30.949	39.527	37.363	234.7	9:57:44.382	20		1:33.366	28.660	37.444	27.262	236.3	9:53:05.383
21								21		1:43.163	28.806	43.901	30.456	235.8	9:54:48.546
22								22		1:47.629 P	29.099	38.916	39.614	234.7	9:56:36.175

23 Vladislav Ryabov Dallara F320 Spiess **71** Brad Benavides Dallara F320 Spiess

Rookie

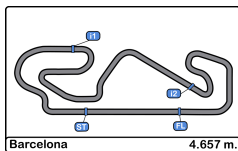
Team Motopark

Team Motopark

Team Motopark

Lap	D	Time	Sector 1	Sector 2	Sector 3	T. Spd	Elapsed	Lap	D	Time	Sector 1	Sector 2	Sector 3	T. Spd	Elapsed
1		9:02:23.935 P	9:00:53.202	48.197	42.536	131.3	9:02:23.935								
2		5:03.751	3:47.770	44.554	31.427	171.9	9:07:27.686								
3		1:40.800	31.249	40.342	29.209	228.3	9:09:08.486	1		9:02:34.646 P	9:01:13.216	44.197	37.233	166.9	9:02:34.646
4		1:39.834	30.365	40.226	29.243	229.7	9:10:48.320	2		4:39.760 P	3:22.162	40.990	36.608	167.9	9:07:14.406
5		1:38.346	30.800	38.930	28.616	231.2	9:12:26.666	3		2:17.976	1:09.756	39.894	28.326	169.2	9:09:32.382
6		1:36.902	29.786	38.647	28.469	233.2	9:14:03.568	4		1:35.749	29.288	38.655	27.806	230.7	9:11:08.131
7		1:46.804 P	29.620	38.712	38.472	233.2	9:15:50.372	5		1:35.100	29.201	38.097	27.802	232.7	9:12:43.231
8		9:27.775 P	8:06.147	42.680	38.948	133.9	9:25:18.147	6		1:46.304	35.091	43.133	28.080	233.2	9:14:29.535
9		2:09.985	1:01.137	40.106	28.742	157.4	9:27:28.132	7		1:34.851	29.053	37.967	27.831	232.7	9:16:04.386
10		1:35.672	29.779	38.143	27.750	231.7	9:29:03.804	8		1:45.795 P	31.955	39.274	34.566	232.7	9:17:50.181
11		1:34.902	29.214	38.080	27.608	233.7	9:30:38.706	9		9:19.283	8:05.600	43.250	30.433	167.7	9:27:09.464
12		1:34.533	29.065	37.899	27.569	234.2	9:32:13.239	10		1:40.593	31.590	40.810	28.193	217.3	9:28:50.057
13		1:34.349	28.974	37.709	27.666	235.8	9:33:47.588	11		1:33.750	28.991	37.612	27.147	232.7	9:30:23.807
14		1:36.467	29.008	37.804	29.655	235.8	9:35:24.055	12		1:42.376	28.746	45.288	28.342	234.7	9:32:06.183
15		1:34.702	29.065	37.847	27.790	234.7	9:36:58.757	13		1:33.847	28.835	37.626	27.386	233.7	9:33:40.030
16		1:43.995 P	29.080	38.879	36.036	234.2	9:38:42.752	14		1:41.343 P	29.179	37.734	34.430	235.2	9:35:21.373
17		8:15.118	7:04.975	41.346	28.797	148.9	9:46:57.870	15		5:24.623 P	4:11.365	39.330	33.928	169.8	9:40:45.996
18		1:35.943	29.551	38.482	27.910	230.7	9:48:33.813	16		7:29.590	6:16.454	43.149	29.987	169.8	9:48:15.586
19		1:36.146	30.021	38.386	27.739	232.7	9:50:09.959	17		1:38.814	31.142	39.880	27.792	217.7	9:49:54.400
20		1:34.997	29.175	37.981	27.841	234.2	9:51:44.956	18		1:33.252	28.767	37.388	27.097	233.7	9:51:27.652
21		1:34.588	29.074	37.869	27.645	234.7	9:53:19.544	19		1:33.252	28.687	37.292	27.273	235.2	9:53:00.904
22		1:49.037 P	30.410	41.316	37.311	234.2	9:55:08.581	20		1:44.551	33.944	42.671	27.936	235.2	9:54:45.455
								21		1:53.360 P	32.606	39.545	41.209	233.2	9:56:38.815





Circuit de Barcelona
Euroformula Open
Private test 1
Lap Analysis



84

Francesco Simonazzi

Dallara F320 Spiess **99**

José Garfias

Dallara F320 Spiess

BVM Racing

Team Motopark

Lap	D	Time	Sector 1	Sector 2	Sector 3	T. Spd	Elapsed	Lap	D	Time	Sector 1	Sector 2	Sector 3	T. Spd	Elapsed
1		9:02:15.146	9:00:52.471	49.134	33.541	126.6	9:02:15.146	1		9:02:52.749 P	9:01:14.770	50.308	47.671	165.8	9:02:52.749
2		1:44.776	32.869	42.840	29.067	211.3	9:03:59.922	2		4:38.827	3:25.716	43.024	30.087	173.9	9:07:31.576
3		1:41.713	31.923	40.649	29.141	220.4	9:05:41.635	3		1:38.981	31.522	39.115	28.344	216.8	9:09:10.557
4		1:41.243	31.883	40.693	28.667	220.4	9:07:22.878	4		1:35.752	29.529	38.630	27.593	233.2	9:10:46.309
5		1:50.918	29.685	48.198	33.035	232.7	9:09:13.796	5		1:34.175	29.013	37.480	27.682	234.2	9:12:20.484
6		1:35.161	29.162	38.158	27.841	235.2	9:10:48.957	6		1:38.348	29.049	37.546	31.753	236.3	9:13:58.832
7		1:35.125	29.566	37.893	27.666	238.9	9:12:24.082	7		1:34.293	28.930	37.630	27.733	235.8	9:15:33.125
8		1:42.307 P	29.116	38.078	35.113	235.2	9:14:06.389	8		1:34.062	28.947	37.486	27.629	235.2	9:17:07.187
9		9:11.063	7:58.737	42.787	29.539	151.4	9:23:17.452	9		1:49.485 P	28.798	38.546	42.141	236.3	9:18:56.672
10		1:35.938	29.685	38.644	27.609	230.2	9:24:53.390	10		10:56.828 P	9:35.051	43.850	37.927	136.3	9:29:53.500
11		1:34.147	28.892	37.780	27.475	234.2	9:26:27.537	11		2:18.240	1:08.459	39.900	29.881	167.9	9:32:11.740
12		1:34.260	28.982	37.727	27.551	234.2	9:28:01.797	12		1:34.048	29.134	37.632	27.282	234.2	9:33:45.788
13		1:44.970	28.995	45.267	30.708	236.3	9:29:46.767	13		1:34.766	28.761	37.731	28.274	235.2	9:35:20.554
14		1:34.014	28.833	37.761	27.420	235.2	9:31:20.781	14		1:34.452	29.485	37.568	27.399	229.7	9:36:55.006
15		1:47.709 P	29.504	38.390	39.815	236.3	9:33:08.490	15		1:44.362 P	28.897	37.500	37.965	233.7	9:38:39.368
16		8:23.348	7:16.761	38.734	27.853	173.0	9:41:31.838	16		8:30.849 P	7:11.224	41.710	37.915	167.9	9:47:10.217
17		1:33.655	28.833	37.546	27.276	234.2	9:43:05.493	17		2:13.009	1:06.778	38.644	27.587	168.2	9:49:23.226
18		1:41.154 P	28.850	37.850	34.454	235.2	9:44:46.647	18		1:33.420	28.785	37.426	27.209	234.2	9:50:56.646
19		5:35.254	4:18.390	46.999	29.865	124.7	9:50:21.901	19		1:33.142	28.749	37.207	27.186	235.2	9:52:29.788
20		1:38.971	29.718	41.287	27.966	234.7	9:52:00.872	20		1:33.330	28.655	37.469	27.206	235.2	9:54:03.118
21		1:32.922	28.596	37.272	27.054	236.8	9:53:33.794	21		1:44.396 P	32.293	38.483	33.620	220.4	9:55:47.514
22		1:33.144	28.528	37.381	27.235	237.3	9:55:06.938								
23		1:43.759 P	28.619	37.543	37.597	237.8	9:56:50.697								

95

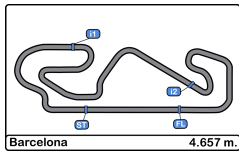
Edward Pearson

Dallara F320 Spiess

Team Motopark

Lap	D	Time	Sector 1	Sector 2	Sector 3	T. Spd	Elapsed
1		9:03:49.562 P	9:02:22.830	41.773	44.959	144.0	9:03:49.562
2		6:47.690	5:38.755	39.893	29.042	167.7	9:10:37.252
3		1:36.010	29.736	38.099	28.175	229.7	9:12:13.262
4		1:34.681	29.144	37.922	27.615	230.7	9:13:47.943
5		1:34.702	29.000	38.017	27.685	232.7	9:15:22.645
6		1:34.233	28.973	37.761	27.499	232.7	9:16:56.878
7		1:55.277 P	28.990	41.907	44.380	233.2	9:18:52.155
8		8:58.829 P	7:35.296	40.210	43.323	136.7	9:27:50.984
9		2:22.194	1:15.002	39.699	27.493	169.2	9:30:13.178
10		1:34.229	29.131	37.690	27.408	233.2	9:31:47.407
11		1:33.768	28.835	37.505	27.428	233.7	9:33:21.175
12		1:33.895	28.876	37.533	27.486	233.7	9:34:55.070
13		1:52.173 P	28.970	39.343	43.860	233.7	9:36:47.243
14		11:04.209 P	9:41.469	40.256	42.484	161.4	9:47:51.452
15		2:23.372	1:16.865	39.113	27.394	167.4	9:50:14.824
16		1:33.661	28.815	37.440	27.406	234.7	9:51:48.485
17		1:33.656	28.894	37.433	27.329	235.2	9:53:22.141
18		1:33.718	28.900	37.442	27.376	235.8	9:54:55.859
19		1:53.756 P	28.883	38.400	46.473	235.2	9:56:49.615



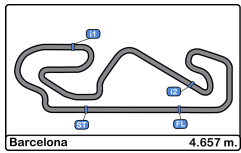


Circuit de Barcelona
Euroformula Open
Private test 1
Best Sectors Results



Sector - 1				Sector - 2				Sector - 3				Ideal Lap vs Best Lap				
Clas	Nº	Driver	Time	Nº	Driver	Time	Nº	Driver	Time	Clas	Nº	Driver	Ideal Lap	Best Lap	Clas	
1	84	Francesco Simonazzi	28.528	99	José Garfias	37.207	84	Francesco Simonazzi	27.054	1	84	Francesco Simonazzi	1:32.854	1:32.922	1	
2	99	José Garfias	28.655	84	Francesco Simonazzi	37.272	71	Brad Benavides	27.097	2	99	José Garfias	1:33.048	1:33.142	2	
3	41	Fernando Barrichello	28.660	71	Brad Benavides	37.292	99	José Garfias	27.186	3	71	Brad Benavides	1:33.076	1:33.252	3	
4	71	Brad Benavides	28.687	95	Edward Pearson	37.433	41	Fernando Barrichello	27.262	4	41	Fernando Barrichello	1:33.358	1:33.366	4	
5	95	Edward Pearson	28.815	41	Fernando Barrichello	37.436	95	Edward Pearson	27.329	5	95	Edward Pearson	1:33.577	1:33.656	5	
6	23	Vladislav Ryabov	28.974	23	Vladislav Ryabov	37.709	23	Vladislav Ryabov	27.569	6	23	Vladislav Ryabov	1:34.252	1:34.349	6	
7	11	Ricardo Escotto	29.047	11	Ricardo Escotto	38.083	11	Ricardo Escotto	27.674	7	11	Ricardo Escotto	1:34.804	1:34.971	7	



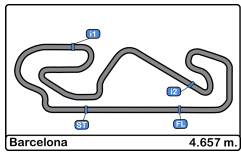


Circuit de Barcelona
Euroformula Open
Private test 1
Best 5 Lap Times



Cls	N°	Driver	Nat	Cat	Cls	Team	Nat	Vehicle	Best 1		Best 2		Best 3		Best 4		Best 5	
									Time	Lap	Time	Lap	Time	Lap	Time	Lap	Time	Lap
1	84	Francesco				BVM Racing		Dallara F320 Spiess	1:32.922	21	1:33.144	22	1:33.655	17	1:34.014	14	1:34.147	11
2	99	José Garfias				Team Motopark		Dallara F320 Spiess	1:33.142	19	1:33.330	20	1:33.420	18	1:34.048	12	1:34.062	8
3	71	Brad Benavides				Team Motopark		Dallara F320 Spiess	1:33.252	18	1:33.252	19	1:33.750	11	1:33.847	13	1:34.851	7
4	41	Fernando Barrichello		R	1	Team Motopark		Dallara F320 Spiess	1:33.366	20	1:33.591	13	1:33.652	14	1:33.969	19	1:34.755	12
5	95	Edward Pearson				Team Motopark		Dallara F320 Spiess	1:33.656	17	1:33.661	16	1:33.718	18	1:33.768	11	1:33.895	12
6	23	Vladislav Ryabov		R	2	Team Motopark		Dallara F320 Spiess	1:34.349	13	1:34.533	12	1:34.588	21	1:34.702	15	1:34.902	11
7	11	Ricardo Escotto		R	3	Team Motopark		Dallara F320 Spiess	1:34.971	14	1:34.975	12	1:35.152	18	1:35.210	19	1:35.213	13



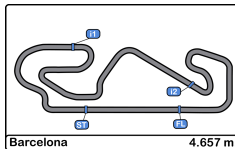


Circuit de Barcelona
Euroformula Open
Private test 1
Best 5 Top Speeds



Clas	Nº	Driver	Nat	Cat	Cls	Team	Nat	Vehicle	Top 1		Top 2		Top 3		Top 4		Top 5		Avg
									Km/h	Lap	Km/h	Lap	Km/h	Lap	Km/h	Lap	Km/h	Lap	
1	84	Francesco Simonazzi				BVM Racing		Dallara F320 Spiess	238.9	7	237.8	23	237.3	22	236.8	21	236.3	13	237.4
2	41	Fernando Barrichello		R	1	Team Motopark		Dallara F320 Spiess	236.8	15	236.3	14	236.3	20	235.8	16	235.8	21	236.2
3	99	José Garfias				Team Motopark		Dallara F320 Spiess	236.3	6	236.3	9	235.8	7	235.2	8	235.2	13	235.8
4	23	Vladislav Ryabov		R	2	Team Motopark		Dallara F320 Spiess	235.8	13	235.8	14	234.7	15	234.7	21	234.2	12	235.0
5	95	Edward Pearson				Team Motopark		Dallara F320 Spiess	235.8	18	235.2	17	235.2	19	234.7	16	233.7	11	234.9
6	71	Brad Benavides				Team Motopark		Dallara F320 Spiess	235.2	14	235.2	19	235.2	20	234.7	12	233.7	13	234.8
7	11	Ricardo Escotto		R	3	Team Motopark		Dallara F320 Spiess	234.7	20	233.7	6	233.7	7	233.7	8	233.7	15	233.9



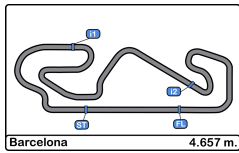


Circuit de Barcelona
Euroformula Open
Private test 1
Fastest Laps Sequence



Lap	Time of Day	Session Time	Nº Driver	Nat	Cat	Team	Nat	Vehicle	Time	Km/h
2	9:03:59.922	3:59.922	84 Francesco Simonazzi	ITA	ITA	BVM Racing	ITA	Dallara F320 Spiess	1:44.776	160.0
3	9:05:41.635	5:41.635	84 Francesco Simonazzi	ITA	ITA	BVM Racing	ITA	Dallara F320 Spiess	1:41.713	164.8
4	9:07:22.878	7:22.878	84 Francesco Simonazzi	ITA	ITA	BVM Racing	ITA	Dallara F320 Spiess	1:41.243	165.5
3	9:09:02.993	9:02.993	41 Fernando Barrichello	BRA	R	Team Motopark	DEU	Dallara F320 Spiess	1:38.121	170.8
4	9:10:39.422	10:39.422	41 Fernando Barrichello	BRA	R	Team Motopark	DEU	Dallara F320 Spiess	1:36.429	173.8
4	9:10:46.309	10:46.309	99 José Garfias	MEX		Team Motopark	DEU	Dallara F320 Spiess	1:35.752	175.0
6	9:10:48.957	10:48.957	84 Francesco Simonazzi	ITA	ITA	BVM Racing	ITA	Dallara F320 Spiess	1:35.161	176.1
5	9:12:20.484	12:20.484	99 José Garfias	MEX		Team Motopark	DEU	Dallara F320 Spiess	1:34.175	178.0
8	9:17:07.187	17:07.187	99 José Garfias	MEX		Team Motopark	DEU	Dallara F320 Spiess	1:34.062	178.2
11	9:30:23.807	30:23.807	71 Brad Benavides	USA		Team Motopark	DEU	Dallara F320 Spiess	1:33.750	178.8
13	9:33:52.149	33:52.149	41 Fernando Barrichello	BRA	R	Team Motopark	DEU	Dallara F320 Spiess	1:33.591	179.1
18	9:50:56.646	50:56.646	99 José Garfias	MEX		Team Motopark	DEU	Dallara F320 Spiess	1:33.420	179.4
18	9:51:27.652	51:27.652	71 Brad Benavides	USA		Team Motopark	DEU	Dallara F320 Spiess	1:33.252	179.7
19	9:52:29.788	52:29.788	99 José Garfias	MEX		Team Motopark	DEU	Dallara F320 Spiess	1:33.142	179.9
21	9:53:33.794	53:33.794	84 Francesco Simonazzi	ITA	ITA	BVM Racing	ITA	Dallara F320 Spiess	1:32.922	180.4





Circuit de Barcelona

Euroformula Open

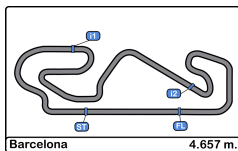
Private test 1

Event Best Maximum Speed



Nº	Driver	Nat	Cat	Clas	Team	Nat	Vehicle	Km/h	Session
84	Francesco Simonazzi		ITA		BVM Racing		Dallara F320 Spiess	238.9	Private test 1
41	Fernando Barrichello		BRA	R 1	Team Motopark		Dallara F320 Spiess	236.8	Private test 1
99	José Garfias		MEX		Team Motopark		Dallara F320 Spiess	236.3	Private test 1
23	Vladislav Ryabov		RUS	R 2	Team Motopark		Dallara F320 Spiess	235.8	Private test 1
95	Edward Pearson		GBR		Team Motopark		Dallara F320 Spiess	235.8	Private test 1
71	Brad Benavides		USA		Team Motopark		Dallara F320 Spiess	235.2	Private test 1
11	Ricardo Escotto		MEX	R 3	Team Motopark		Dallara F320 Spiess	234.7	Private test 1





Circuit de Barcelona
Euroformula Open
Private test 1
Pit Stop Analysis



11 Ricardo Escotto Dallara F320 Spiess

Rookie Team Motopark

Nº	In Day Time	In Time	Out Time	Pit Time	T. Pit Time	Handicap	Diff.
1	9:02:52.968	9:02:52.968	9:07:02.875	4:09.907	4:09.907		
2	9:18:50.734	9:18:50.734	9:27:42.678	8:51.944	13:01.851		
3	9:40:52.361	9:40:52.361	9:50:53.770	10:01.409	23:03.260		

23 Vladislav Ryabov Dallara F320 Spiess

Rookie Team Motopark

Nº	In Day Time	In Time	Out Time	Pit Time	T. Pit Time	Handicap	Diff.
1	9:02:19.803	9:02:19.803	9:05:38.053	3:18.250	3:18.250		
2	9:15:46.217	9:15:46.217	9:23:19.728	7:33.511	10:51.761		
3	9:25:13.795	9:25:13.795	9:25:38.111	24.316	11:16.077		
4	9:38:38.780	9:38:38.780	9:45:13.977	6:35.197	17:51.274		

41 Fernando Barrichello Dallara F320 Spiess

Rookie Team Motopark

Nº	In Day Time	In Time	Out Time	Pit Time	T. Pit Time	Handicap	Diff.
1	9:02:25.715	9:02:25.715	9:05:41.777	3:16.062	3:16.062		
2	9:18:57.667	9:18:57.667	9:26:23.096	7:25.429	10:41.491		
3	9:28:15.948	9:28:15.948	9:28:43.310	27.362	11:08.853		
4	9:38:43.845	9:38:43.845	9:45:41.189	6:57.344	18:06.197		
5	9:47:32.531	9:47:32.531	9:48:00.246	27.715	18:33.912		

71 Brad Benavides Dallara F320 Spiess

Team Motopark

Nº	In Day Time	In Time	Out Time	Pit Time	T. Pit Time	Handicap	Diff.
1	9:02:30.116	9:02:30.116	9:05:25.233	2:55.117	2:55.117		
2	9:07:09.912	9:07:09.912	9:07:37.399	27.487	3:22.604		
3	9:17:45.921	9:17:45.921	9:25:22.574	7:36.653	10:59.257		
4	9:35:17.030	9:35:17.030	9:38:49.326	3:32.296	14:31.553		
5	9:40:42.069	9:40:42.069	9:46:28.829	5:46.760	20:18.313		

84 Francesco Simonazzi Dallara F320 Spiess

BVM Racing

Nº	In Day Time	In Time	Out Time	Pit Time	T. Pit Time	Handicap	Diff.
1	9:14:02.474	9:14:02.474	9:21:27.248	7:24.774	7:24.774		
2	9:33:00.925	9:33:00.925	9:39:40.345	6:39.420	14:04.194		
3	9:44:42.750	9:44:42.750	9:48:24.118	3:41.368	17:45.562		

95 Edward Pearson Dallara F320 Spiess

Team Motopark

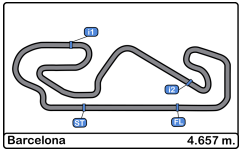
Nº	In Day Time	In Time	Out Time	Pit Time	T. Pit Time	Handicap	Diff.
1	9:03:44.528	9:03:44.528	9:08:56.838	5:12.310	5:12.310		
2	9:18:47.588	9:18:47.588	9:25:52.146	7:04.558	12:16.868		
3	9:27:46.224	9:27:46.224	9:28:16.940	30.716	12:47.584		
4	9:36:42.821	9:36:42.821	9:45:55.915	9:13.094	22:00.678		
5	9:47:46.556	9:47:46.556	9:48:20.436	33.880	22:34.558		

99 José Garfias Dallara F320 Spiess

Team Motopark

Nº	In Day Time	In Time	Out Time	Pit Time	T. Pit Time	Handicap	Diff.
1	9:02:48.043	9:02:48.043	9:05:44.426	2:56.383	2:56.383		
2	9:18:52.208	9:18:52.208	9:27:52.875	9:00.667	11:57.050		
3	9:29:49.553	9:29:49.553	9:30:13.989	24.436	12:21.486		
4	9:38:34.958	9:38:34.958	9:45:17.067	6:42.109	19:03.595		
5	9:47:05.983	9:47:05.983	9:47:30.977	24.994	19:28.589		

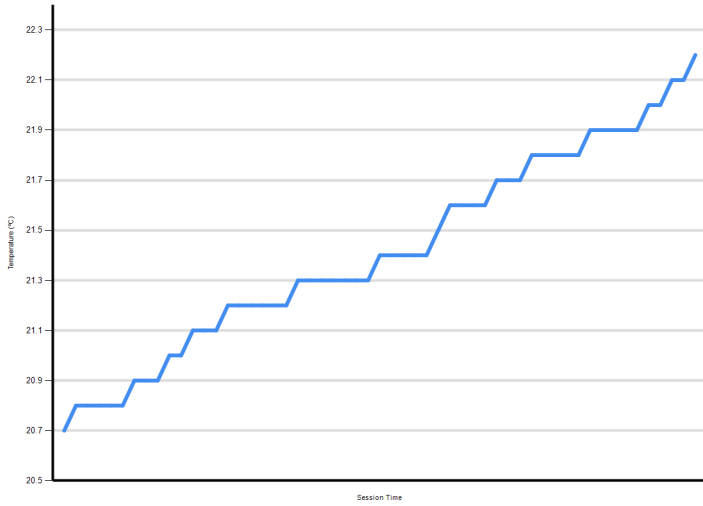




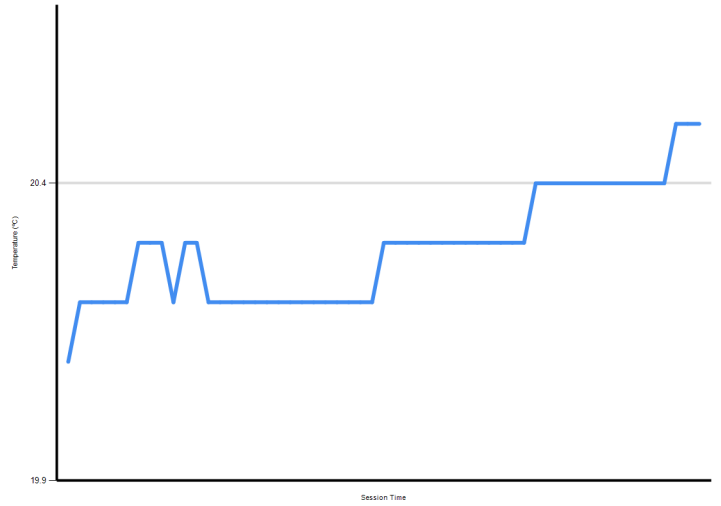
Circuit de Barcelona
Euroformula Open
Private test 1
Weather Report



Air Temperature




Track Temperature



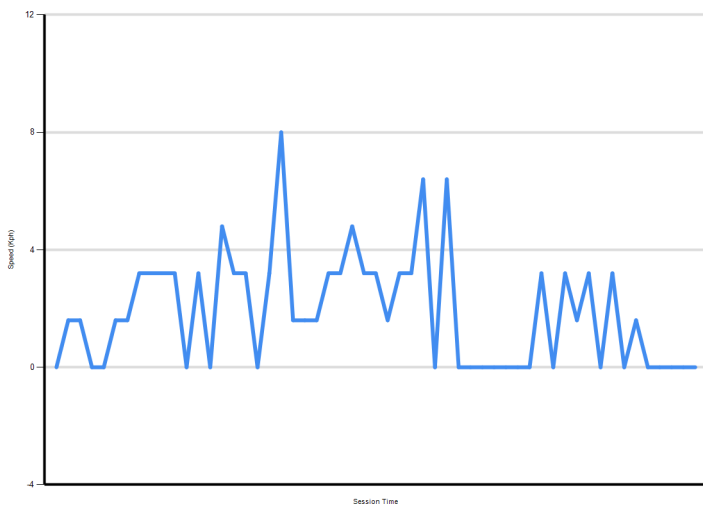
Humidity



Pressure



Wind Speed



Wind direction

