

**Circuit de Barcelona**  
**Euroformula Open**  
**Private test 2**  
**Provisional Results**



Clas	Nº	Driver	Nat	Cat	Clas	Team	Nat	Vehicle	Laps	Best	Time	Gap	Interval	Km/h
1	84	Francesco Simonazzi	ITA			BVM Racing	ITA	Dallara F320 Spiess	23	10	1:33.263			179.7
2	71	Brad Benavides	USA			Team Motopark	DEU	Dallara F320 Spiess	21	11	1:33.544	0.281	0.281	179.2
3	99	José Garfias	MEX			Team Motopark	DEU	Dallara F320 Spiess	21	9	1:33.670	0.407	0.126	178.9
4	95	Edward Pearson	GBR			Team Motopark	DEU	Dallara F320 Spiess	16	10	1:33.899	0.636	0.229	178.5
5	41	Fernando Barrichello	BRA	R	1	Team Motopark	DEU	Dallara F320 Spiess	18	11	1:34.066	0.803	0.167	178.2
6	11	Ricardo Escotto	MEX	R	2	Team Motopark	DEU	Dallara F320 Spiess	17	9	1:34.386	1.123	0.320	177.6
7	23	Vladislav Ryabov	RUS	R	3	Team Motopark	DEU	Dallara F320 Spiess	22	10	1:34.533	1.270	0.147	177.3

Published at:.....

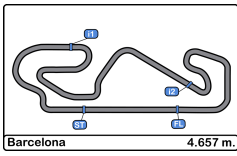
Track Temp: 37.1 °C    Air Temp: 31.7 °C    Humidity: 46 %    Track Status: DRY

Race Director:



Timekeeper:





**Circuit de Barcelona**  
**Euroformula Open**  
**Private test 2**  
**Provisional Results by Category**



Rookie														
Clas	Nº	Driver	Nat	Cat	Clas	Team	Nat	Vehicle	Laps	Best	Time	Gap	Interval	Km/h
1	41	Fernando Barrichello		R	1	Team Motopark		Dallara F320 Spiess	18	11	1:34.066			178.2
2	11	Ricardo Escotto		R	2	Team Motopark		Dallara F320 Spiess	17	9	1:34.386	0.320	0.320	177.6
3	23	Vladislav Ryabov		R	3	Team Motopark		Dallara F320 Spiess	22	10	1:34.533	0.467	0.147	177.3
Clas	Nº	Driver	Nat	Cat	Clas	Team	Nat	Vehicle	Laps	Best	Time	Gap	Interval	Km/h
1	84	Francesco Simonazzi				BVM Racing		Dallara F320 Spiess	23	10	1:33.263			179.7
2	71	Brad Benavides				Team Motopark		Dallara F320 Spiess	21	11	1:33.544	0.281	0.281	179.2
3	99	José Garfias				Team Motopark		Dallara F320 Spiess	21	9	1:33.670	0.407	0.126	178.9
4	95	Edward Pearson				Team Motopark		Dallara F320 Spiess	16	10	1:33.899	0.636	0.229	178.5

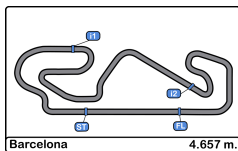
Published at:.....

Track Temp: 37.1 °C Air Temp: 31.7 °C Humidity: 46 % Track Status: DRY

Race Director:

Timekeeper:





Circuit de Barcelona  
Euroformula Open  
Private test 2  
Lap Analysis



11 Ricardo Escotto Dallara F320 Spiess 41 Fernando Barrichello Dallara F320 Spiess

Rookie Team Motopark Rookie Team Motopark

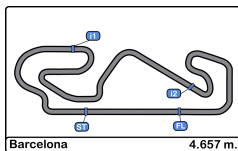
Lap	D	Time	Sector 1	Sector 2	Sector 3	T. Spd	Elapsed	Lap	D	Time	Sector 1	Sector 2	Sector 3	T. Spd	Elapsed
1		13:19:06.891	13:17:51.379	44.201	31.311	98.0	13:19:06.891	1		13:19:59.721	13:18:46.731	43.047	29.943	104.6	13:19:59.721
2		1:56.690	33.302	49.471	33.917	222.2	13:21:03.581	2		1:39.480	30.893	39.973	28.614	218.6	13:21:39.201
3		1:35.695	29.453	38.405	27.837	230.7	13:22:39.276	3		1:35.066	29.413	37.926	27.727	228.3	13:23:14.267
4		1:35.186	29.111	38.192	27.883	232.2	13:24:14.462	4		1:34.285	29.146	37.610	27.529	230.2	13:24:48.552
5		1:34.911	29.116	37.995	27.800	231.7	13:25:49.373	5		1:34.392	29.098	37.747	27.547	232.2	13:26:22.944
6		1:45.576 P	30.376	40.029	35.171	231.7	13:27:34.949	6		1:51.910 P	30.481	39.726	41.703	230.7	13:28:14.854
7		13:04.290	11:51.373	42.912	30.005	131.0	13:40:39.239	7		11:12.192	10:01.333	41.553	29.306	154.9	13:39:27.046
8		1:38.556	31.406	39.298	27.852	219.5	13:42:17.795	8		1:38.101	30.920	39.083	28.098	223.1	13:41:05.147
9		1:34.386	29.047	37.858	27.481	234.2	13:43:52.181	9		1:34.151	29.048	37.608	27.495	231.7	13:42:39.298
10		1:34.443	28.988	37.903	27.552	231.7	13:45:26.624	10		1:34.139	29.010	37.530	27.599	232.2	13:44:13.437
11		1:34.773	29.111	37.927	27.735	231.2	13:47:01.397	11		1:34.066	28.941	37.527	27.598	232.2	13:45:47.503
12		1:52.795 P	32.397	42.161	38.237	231.7	13:48:54.192	12		1:51.659 P	31.052	40.133	40.474	230.2	13:47:39.162
13		13:06.662	11:54.866	41.567	30.229	117.9	14:02:00.854	13		10:15.165 P	8:49.139	41.477	44.549	165.3	13:57:54.327
14		1:41.763	31.523	40.174	30.066	224.0	14:03:42.617	14		2:26.375	1:16.829	40.219	29.327	167.7	14:00:20.702
15		1:50.655 P	30.682	40.854	39.119	225.0	14:05:33.272	15		1:51.727 P	30.949	40.263	40.515	225.0	14:02:12.429
16		2:58.772 P	1:36.734	41.708	40.330	153.1	14:08:32.044	16		2:34.246 P	1:13.013	40.738	40.495	167.7	14:04:46.675
17		2:42.359 P	1:16.795	43.414	42.150	161.6	14:11:14.403	17		4:09.350 P	2:49.367	40.577	39.406	166.6	14:08:56.025
18								18		2:34.362 P	1:13.405	40.038	40.919	169.2	14:11:30.387

23 Vladislav Ryabov Dallara F320 Spiess 71 Brad Benavides Dallara F320 Spiess

Rookie Team Motopark Team Motopark

Lap	D	Time	Sector 1	Sector 2	Sector 3	T. Spd	Elapsed	Lap	D	Time	Sector 1	Sector 2	Sector 3	T. Spd	Elapsed
1		13:19:21.781	13:18:06.224	44.534	31.023	166.4	13:19:21.781	1		13:19:17.449	13:18:02.228	44.381	30.840	158.3	13:19:17.449
2		1:45.290	32.667	43.163	29.460	216.8	13:21:07.071	2		1:43.283	34.670	40.534	28.079	219.0	13:21:00.732
3		1:37.383	29.619	39.533	28.231	228.8	13:22:44.454	3		1:34.516	29.112	37.889	27.515	230.2	13:22:35.248
4		1:35.315	29.360	38.120	27.835	229.7	13:24:19.769	4		1:42.073	31.217	41.323	29.533	231.2	13:24:17.321
5		1:34.706	29.185	37.994	27.527	232.2	13:25:54.475	5		1:34.162	29.009	37.756	27.397	233.2	13:25:51.483
6		1:43.505 P	29.239	38.648	35.618	232.2	13:27:37.980	6		1:41.360 P	29.038	38.080	34.242	234.2	13:27:32.843
7		8:38.580	7:25.184	42.509	30.887	157.4	13:36:16.560	7		11:41.860	10:31.698	41.452	28.710	155.3	13:39:14.703
8		1:41.281	32.659	40.411	28.211	204.5	13:37:57.841	8		1:38.660	30.846	39.912	27.902	220.4	13:40:53.363
9		1:34.795	29.262	37.905	27.628	228.8	13:39:32.636	9		1:33.613	28.926	37.446	27.241	232.2	13:42:26.976
10		1:34.533	29.260	37.701	27.572	231.2	13:41:07.169	10		1:33.549	28.841	37.455	27.253	232.7	13:44:00.525
11		1:43.894 P	29.038	38.295	36.561	234.2	13:42:51.063	11		1:33.544	28.864	37.439	27.241	232.2	13:45:34.069
12		12:14.105 P	10:54.921	40.533	38.651	140.0	13:55:05.168	12		1:42.227 P	29.853	38.079	34.295	231.2	13:47:16.296
13		2:14.623	1:05.348	39.638	29.637	163.6	13:57:19.791	13		11:58.550	10:50.251	39.508	28.791	167.7	13:59:14.846
14		1:46.386 P	30.443	38.861	37.082	226.4	13:59:06.177	14		1:55.717 P	30.156	39.609	45.952	227.8	14:01:10.563
15		2:12.568	1:06.333	38.302	27.933	166.9	14:01:18.745	15		2:24.987	1:16.740	39.328	28.919	168.4	14:03:35.550
16		1:35.312	29.538	38.080	27.694	230.2	14:02:54.057	16		1:35.001	29.378	37.995	27.628	229.7	14:05:10.551
17		1:35.597	29.309	38.542	27.746	230.7	14:04:29.654	17		1:34.954	29.220	37.972	27.762	230.7	14:06:45.505
18		1:34.994	29.200	38.024	27.770	230.2	14:06:04.648	18		1:34.866	29.199	37.890	27.777	232.2	14:08:20.371
19		1:35.519	29.235	38.139	28.145	231.7	14:07:40.167	19		1:34.901	29.150	37.938	27.813	234.2	14:09:55.272
20		1:35.849	29.151	38.453	28.245	233.2	14:09:16.016	20		1:35.145	29.135	38.128	27.882	232.7	14:11:30.417
21		1:35.597	29.392	38.211	27.994	231.7	14:10:51.613	21		1:45.328 P	29.226	38.618	37.484	232.2	14:13:15.745
22		1:51.824 P	31.428	40.428	39.968	232.7	14:12:43.437								





**Circuit de Barcelona**  
**Euroformula Open**  
**Private test 2**  
**Lap Analysis**



84

Francesco Simonazzi

Dallara F320 Spiess **99**

José Garfias

Dallara F320 Spiess

BVM Racing

Team Motopark

Lap	D	Time	Sector 1	Sector 2	Sector 3	T. Spd	Elapsed	Lap	D	Time	Sector 1	Sector 2	Sector 3	T. Spd	Elapsed
1		13:19:19.372	13:18:07.755	41.484	30.133	160.0	13:19:19.372	1		13:19:50.549	13:18:35.386	44.389	30.774	147.9	13:19:50.549
2		1:42.928	34.065	40.819	28.044	228.3	13:21:02.300	2		1:38.486	31.628	38.933	27.925	217.3	13:21:29.035
3		1:34.517	28.908	38.077	27.532	232.7	13:22:36.817	3		1:37.443	29.065	39.252	29.126	230.2	13:23:06.478
4		1:33.733	28.895	37.613	27.225	233.7	13:24:10.550	4		1:34.238	29.373	37.561	27.304	230.7	13:24:40.716
5		1:33.725	28.865	37.558	27.302	231.7	13:25:44.275	5		1:33.915	28.999	37.549	27.367	232.7	13:26:14.631
6		1:50.529	33.992	47.501	29.036	223.6	13:27:34.804	6		1:52.267 P	34.634	40.421	37.212	205.7	13:28:06.898
7		1:56.776 P	44.120	37.903	34.753	231.7	13:29:31.580	7		12:31.682	11:18.812	42.855	30.015	130.9	13:40:38.580
8		10:29.087	9:17.890	42.490	28.707	153.1	13:40:00.667	8		1:38.336	31.562	38.921	27.853	216.0	13:42:16.916
9		1:37.264	29.956	39.468	27.840	231.2	13:41:37.931	9		1:33.670	29.011	37.402	27.257	231.2	13:43:50.586
10		1:33.263	28.766	37.288	27.209	232.7	13:43:11.194	10		1:34.148	29.055	37.546	27.547	230.2	13:45:24.734
11		1:33.428	28.844	37.389	27.195	232.2	13:44:44.622	11		1:34.619	29.175	37.840	27.604	229.7	13:46:59.353
12		1:33.437	28.777	37.317	27.343	232.7	13:46:18.059	12		1:47.803 P	33.552	39.415	34.836	197.0	13:48:47.156
13		1:40.274 P	28.884	37.441	33.949	231.7	13:47:58.333	13		9:23.842 P	8:12.534	38.455	32.853	175.0	13:58:10.998
14		9:45.678 P	8:26.033	43.807	35.838	136.7	13:57:44.011	14		2:23.116	1:17.405	38.042	27.669	169.5	14:00:34.114
15		2:15.790	1:09.984	38.090	27.716	169.0	13:59:59.801	15		1:34.892	29.227	37.954	27.711	231.2	14:02:09.006
16		1:34.411	28.922	37.822	27.667	231.7	14:01:34.212	16		1:35.034	29.261	37.980	27.793	231.2	14:03:44.040
17		1:34.327	29.012	37.737	27.578	231.7	14:03:08.539	17		1:35.919	29.241	38.164	28.514	232.7	14:05:19.959
18		1:35.022	28.956	38.247	27.819	231.7	14:04:43.561	18		1:35.936	29.676	38.156	28.104	227.3	14:06:55.895
19		1:34.799	28.964	37.882	27.953	232.2	14:06:18.360	19		1:35.282	29.145	38.069	28.068	232.7	14:08:31.177
20		1:34.949	29.059	37.972	27.918	233.2	14:07:53.309	20		1:35.321	29.154	38.155	28.012	233.2	14:10:06.498
21		1:35.282	29.018	38.284	27.980	234.7	14:09:28.591	21		1:43.627 P	29.167	38.376	36.084	231.2	14:11:50.125
22		1:35.290	28.902	38.202	28.186	233.7	14:11:03.881								
23		1:43.130 P	28.913	38.059	36.158	234.2	14:12:47.011								

95

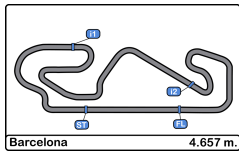
Edward Pearson

Dallara F320 Spiess

Team Motopark

Lap	D	Time	Sector 1	Sector 2	Sector 3	T. Spd	Elapsed
1		13:19:33.664	13:18:24.023	40.937	28.704	133.0	13:19:33.664
2		1:41.243	31.397	39.423	30.423	226.8	13:21:14.907
3		1:35.248	29.359	38.024	27.865	228.3	13:22:50.155
4		1:34.883	29.399	37.814	27.670	229.2	13:24:25.038
5		1:34.537	29.298	37.686	27.553	230.7	13:25:59.575
6		1:56.282 P	36.697	38.184	41.401	182.1	13:27:55.857
7		13:00.382	11:43.654	46.350	30.378	128.5	13:40:56.239
8		1:37.931	31.076	38.356	28.499	229.2	13:42:34.170
9		1:34.213	29.285	37.607	27.321	231.2	13:44:08.383
10		1:33.899	29.161	37.409	27.329	231.2	13:45:42.282
11		1:44.014	29.202	45.455	29.357	229.7	13:47:26.296
12		1:49.658 P	29.245	37.497	42.916	229.2	13:49:15.954
13		11:46.946 P	10:20.398	40.970	45.578	154.9	14:01:02.900
14		2:23.806	1:13.087	42.699	28.020	166.6	14:03:26.706
15		1:51.905 P	29.693	38.906	43.306	227.8	14:05:18.611
16		2:34.140 P	1:11.746	40.199	42.195	169.5	14:07:52.751



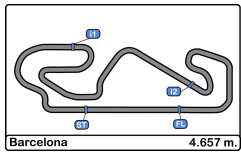


**Circuit de Barcelona**  
**Euroformula Open**  
**Private test 2**  
**Best Sectors Results**



Sector - 1			Sector - 2			Sector - 3			Ideal Lap vs Best Lap						
Clas	Nº	Driver	Time	Nº	Driver	Time	Nº	Driver	Time	Clas	Nº	Driver	Ideal Lap	Best Lap	Clas
1	84	Francesco Simonazzi	28.766	84	Francesco Simonazzi	37.288	84	Francesco Simonazzi	27.195	1	84	Francesco Simonazzi	1:33.249	1:33.263	1
2	71	Brad Benavides	28.841	99	José Garfias	37.402	71	Brad Benavides	27.241	2	71	Brad Benavides	1:33.521	1:33.544	2
3	41	Fernando Barrichello	28.941	95	Edward Pearson	37.409	99	José Garfias	27.257	3	99	José Garfias	1:33.658	1:33.670	3
4	11	Ricardo Escotto	28.988	71	Brad Benavides	37.439	95	Edward Pearson	27.321	4	95	Edward Pearson	1:33.891	1:33.899	4
5	99	José Garfias	28.999	41	Fernando Barrichello	37.527	11	Ricardo Escotto	27.481	5	41	Fernando Barrichello	1:33.963	1:34.066	5
6	23	Vladislav Ryabov	29.038	23	Vladislav Ryabov	37.701	41	Fernando Barrichello	27.495	6	23	Vladislav Ryabov	1:34.266	1:34.533	7
7	95	Edward Pearson	29.161	11	Ricardo Escotto	37.858	23	Vladislav Ryabov	27.527	7	11	Ricardo Escotto	1:34.327	1:34.386	6



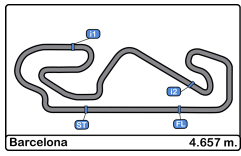


**Circuito de Barcelona**  
**Euroformula Open**  
**Private test 2**  
**Best 5 Lap Times**



Cls	N°	Driver	Nat	Cat	Cls	Team	Nat	Vehicle	Best 1		Best 2		Best 3		Best 4		Best 5		
									Time	Lap	Time	Lap	Time	Lap	Time	Lap	Time	Lap	
1	84	Francesco		ITA		BVM Racing		ITA	Dallara F320 Spiess	1:33.263	10	1:33.428	11	1:33.437	12	1:33.725	5	1:33.733	4
2	71	Brad Benavides		USA		Team Motopark		DEU	Dallara F320 Spiess	1:33.544	11	1:33.549	10	1:33.613	9	1:34.162	5	1:34.516	3
3	99	José Garfias		MEX		Team Motopark		DEU	Dallara F320 Spiess	1:33.670	9	1:33.915	5	1:34.148	10	1:34.238	4	1:34.619	11
4	95	Edward Pearson		GBR		Team Motopark		DEU	Dallara F320 Spiess	1:33.899	10	1:34.213	9	1:34.537	5	1:34.883	4	1:35.248	3
5	41	Fernando Barrichello		BRA	R 1	Team Motopark		DEU	Dallara F320 Spiess	1:34.066	11	1:34.139	10	1:34.151	9	1:34.285	4	1:34.392	5
6	11	Ricardo Escotto		MEX	R 2	Team Motopark		DEU	Dallara F320 Spiess	1:34.386	9	1:34.443	10	1:34.773	11	1:34.911	5	1:35.186	4
7	23	Vladislav Ryabov		IND	R 3	Team Motopark		DEU	Dallara F320 Spiess	1:34.533	10	1:34.706	5	1:34.795	9	1:34.994	18	1:35.312	16



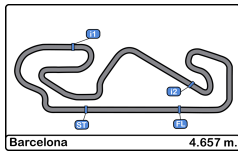


**Circuit de Barcelona**  
**Euroformula Open**  
**Private test 2**  
**Best 5 Top Speeds**



Clas	Nº	Driver	Nat	Cat	Cls	Team	Nat	Vehicle	Top 1		Top 2		Top 3		Top 4		Top 5		Avg
									Km/h	Lap	Km/h	Lap	Km/h	Lap	Km/h	Lap	Km/h	Lap	
1	84	Francesco Simonazzi				BVM Racing		Dallara F320 Spiess	234.7	21	234.2	23	233.7	4	233.7	22	233.2	20	233.9
2	11	Ricardo Escotto		R	1	Team Motopark		Dallara F320 Spiess	234.2	9	232.2	4	231.7	5	231.7	6	231.7	10	232.3
3	23	Vladislav Ryabov		R	2	Team Motopark		Dallara F320 Spiess	234.2	11	233.2	20	232.7	22	232.2	5	232.2	6	232.9
4	71	Brad Benavides				Team Motopark		Dallara F320 Spiess	234.2	6	234.2	19	233.2	5	232.7	10	232.7	20	233.4
5	99	José Garfias				Team Motopark		Dallara F320 Spiess	233.2	20	232.7	5	232.7	17	232.7	19	231.2	9	232.5
6	41	Fernando Barrichello		R	3	Team Motopark		Dallara F320 Spiess	232.2	5	232.2	10	232.2	11	231.7	9	230.7	6	231.8
7	95	Edward Pearson				Team Motopark		Dallara F320 Spiess	231.2	9	231.2	10	230.7	5	229.7	11	229.2	4	230.4





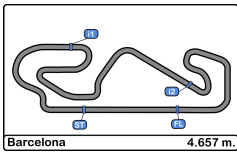
**Circuit de Barcelona**  
**Euroformula Open**  
**Private test 2**  
**Fastest Laps Sequence**



Lap	Time of Day	Session Time	Nº Driver	Nat	Cat	Team	Nat	Vehicle	Time	Km/h
2	13:21:00.732	6:00.732	71 Brad Benavides	USA	USA	Team Motopark	DEU	Dallara F320 Spiess	1:43.283	162.3
2	13:21:02.300	6:02.300	84 Francesco Simonazzi	ITA	ITA	BVM Racing	ITA	Dallara F320 Spiess	1:42.928	162.8
2	13:21:14.907	6:14.907	95 Edward Pearson	GBR	GBR	Team Motopark	DEU	Dallara F320 Spiess	1:41.243	165.5
2	13:21:29.035	6:29.035	99 José Garfias	MEX	MEX	Team Motopark	DEU	Dallara F320 Spiess	1:38.486	170.2
3	13:22:35.248	7:35.248	71 Brad Benavides	USA	USA	Team Motopark	DEU	Dallara F320 Spiess	1:34.516	177.3
4	13:24:10.550	9:10.550	84 Francesco Simonazzi	ITA	ITA	BVM Racing	ITA	Dallara F320 Spiess	1:33.733	178.8
5	13:25:44.275	10:44.275	84 Francesco Simonazzi	ITA	ITA	BVM Racing	ITA	Dallara F320 Spiess	1:33.725	178.8
9	13:42:26.976	27:26.976	71 Brad Benavides	USA	USA	Team Motopark	DEU	Dallara F320 Spiess	1:33.613	179.0
10	13:43:11.194	28:11.194	84 Francesco Simonazzi	ITA	ITA	BVM Racing	ITA	Dallara F320 Spiess	1:33.263	179.7







# Circuit de Barcelona

## Euroformula Open

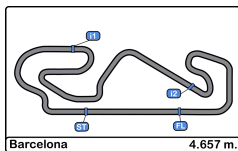
### Private test 2

#### Event Best Maximum Speed



Nº	Driver	Nat	Cat	Clas	Team	Nat	Vehicle	Km/h	Session
84	Francesco Simonazzi		ITA		BVM Racing		Dallara F320 Spiess	238.9	Private test 1
41	Fernando Barrichello		BRA	R 1	Team Motopark		Dallara F320 Spiess	236.8	Private test 1
99	José Garfias		MEX		Team Motopark		Dallara F320 Spiess	236.3	Private test 1
23	Vladislav Ryabov		RUS	R 2	Team Motopark		Dallara F320 Spiess	235.8	Private test 1
95	Edward Pearson		GBR		Team Motopark		Dallara F320 Spiess	235.8	Private test 1
71	Brad Benavides		USA		Team Motopark		Dallara F320 Spiess	235.2	Private test 1
11	Ricardo Escotto		MEX	R 3	Team Motopark		Dallara F320 Spiess	234.7	Private test 1





**Circuit de Barcelona**  
**Euroformula Open**  
**Private test 2**  
**Pit Stop Analysis**



**11** Ricardo Escotto Dallara F320 Spiess

Rookie Team Motopark

Nº	In Day Time	In Time	Out Time	Pit Time	T. Pit Time	Handicap	Diff.
1	13:27:31.298	13:27:31.298	13:38:50.947	11:19.649	11:19.649		
2	13:48:50.167	13:48:50.167	14:00:09.606	11:19.439	22:39.088		
3	14:05:29.385	14:05:29.385	14:05:56.267	26.882	23:05.970		
4	14:08:28.156	14:08:28.156	14:08:53.303	25.147	23:31.117		

**23** Vladislav Ryabov Dallara F320 Spiess

Rookie Team Motopark

Nº	In Day Time	In Time	Out Time	Pit Time	T. Pit Time	Handicap	Diff.
1	13:27:33.952	13:27:33.952	13:34:27.219	6:53.267	6:53.267		
2	13:42:46.734	13:42:46.734	13:53:11.557	10:24.823	17:18.090		
3	13:55:00.776	13:55:00.776	13:55:28.352	27.576	17:45.666		
4	13:59:02.110	13:59:02.110	13:59:25.970	23.860	18:09.526		

**41** Fernando Barrichello Dallara F320 Spiess

Rookie Team Motopark

Nº	In Day Time	In Time	Out Time	Pit Time	T. Pit Time	Handicap	Diff.
1	13:28:10.199	13:28:10.199	13:37:41.688	9:31.489	9:31.489		
2	13:47:34.057	13:47:34.057	13:55:54.849	8:20.792	17:52.281		
3	13:57:49.559	13:57:49.559	13:58:22.680	33.121	18:25.402		
4	14:02:07.993	14:02:07.993	14:02:35.673	27.680	18:53.082		
5	14:04:42.200	14:04:42.200	14:06:46.958	2:04.758	20:57.840		
6	14:08:51.802	14:08:51.802	14:09:21.825	30.023	21:27.863		

**71** Brad Benavides Dallara F320 Spiess

Team Motopark

Nº	In Day Time	In Time	Out Time	Pit Time	T. Pit Time	Handicap	Diff.
1	13:27:28.485	13:27:28.485	13:37:30.004	10:01.519	10:01.519		
2	13:47:11.915	13:47:11.915	13:57:22.114	10:10.199	20:11.718		
3	14:01:02.758	14:01:02.758	14:01:42.155	39.397	20:51.115		

**84** Francesco Simonazzi Dallara F320 Spiess

BVM Racing

Nº	In Day Time	In Time	Out Time	Pit Time	T. Pit Time	Handicap	Diff.
1	13:29:27.590	13:29:27.590	13:38:15.035	8:47.445	8:47.445		
2	13:47:54.424	13:47:54.424	13:55:46.661	7:52.237	16:39.682		
3	13:57:40.335	13:57:40.335	13:58:06.570	26.235	17:05.917		

**95** Edward Pearson Dallara F320 Spiess

Team Motopark

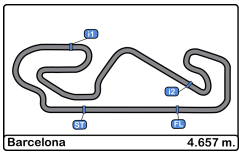
Nº	In Day Time	In Time	Out Time	Pit Time	T. Pit Time	Handicap	Diff.
1	13:27:51.392	13:27:51.392	13:38:59.370	11:07.978	11:07.978		
2	13:49:11.800	13:49:11.800	13:58:59.335	9:47.535	20:55.513		
3	14:00:58.385	14:00:58.385	14:01:25.949	27.564	21:23.077		
4	14:05:13.957	14:05:13.957	14:05:42.897	28.940	21:52.017		

**99** José Garfias Dallara F320 Spiess

Team Motopark

Nº	In Day Time	In Time	Out Time	Pit Time	T. Pit Time	Handicap	Diff.
1	13:28:02.432	13:28:02.432	13:38:49.552	10:47.120	10:47.120		
2	13:48:41.808	13:48:41.808	13:56:29.210	7:47.402	18:34.522		
3	13:58:07.037	13:58:07.037	13:58:35.081	28.044	19:02.566		

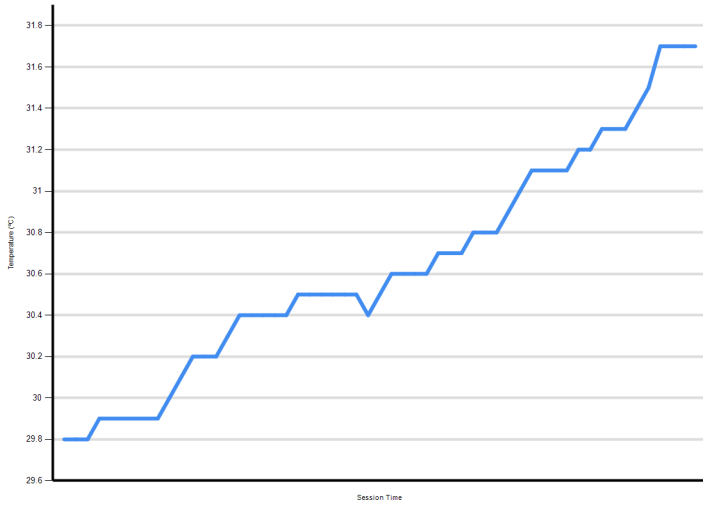




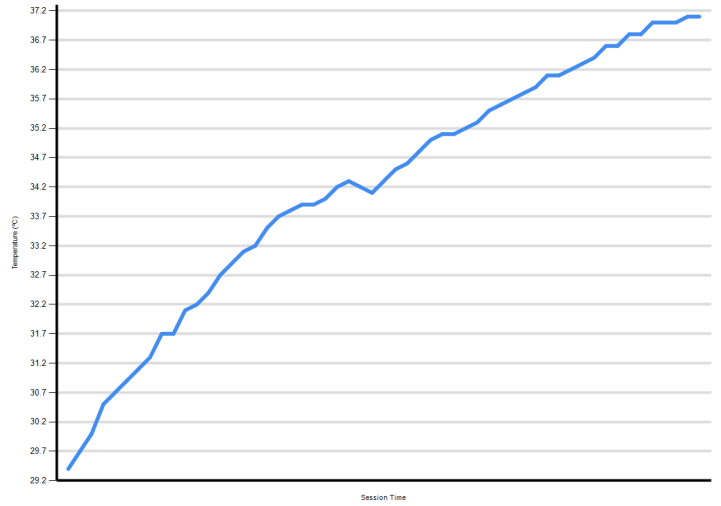
**Circuit de Barcelona**  
**Euroformula Open**  
**Private test 2**  
**Weather Report**



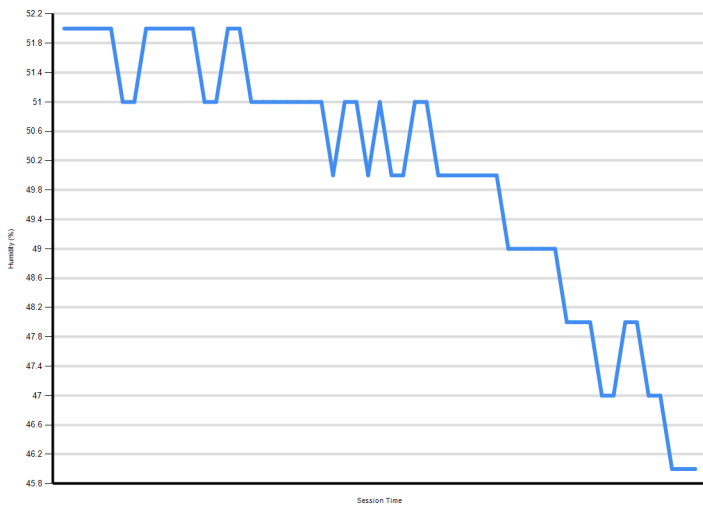
Air Temperature




Track Temperature



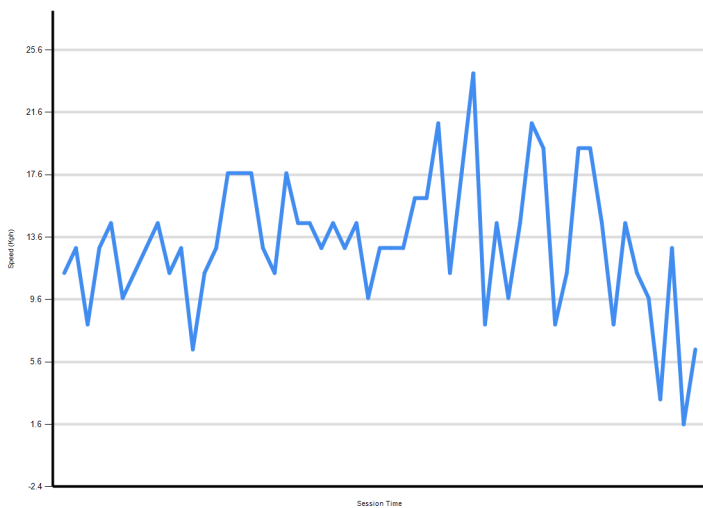
Humidity



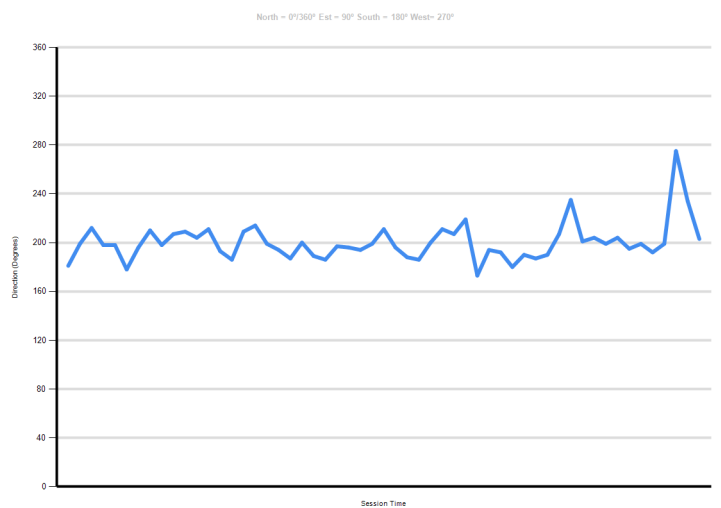
Pressure

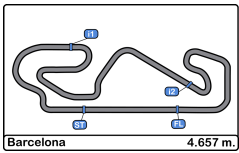


Wind Speed



Wind direction





**Circuit de Barcelona**  
**Euroformula Open**  
**Private test 1 - 2**  
**Combined Results**



Cls	Nº	Driver	Nat	Cat	Clas	Team	Nat	Vehicle	Laps	PT1	PT2	Best	Gap	Interval	Km/h		
1	84	Francesco Simonazzi	ITA			BVM Racing	ITA	Dallara F320 Spiess	46	1:32.922	21	1:33.263	10	1:32.922	180.4		
2	99	José Garfias	MEX			Team Motopark	DEU	Dallara F320 Spiess	42	1:33.142	19	1:33.670	9	1:33.142	0.220	0.220	179.9
3	71	Brad Benavides	USA			Team Motopark	DEU	Dallara F320 Spiess	42	1:33.252	18	1:33.544	11	1:33.252	0.330	0.110	179.7
4	41	Fernando Barrichello	BRA	R	1	Team Motopark	DEU	Dallara F320 Spiess	40	1:33.366	20	1:34.066	11	1:33.366	0.444	0.114	179.5
5	95	Edward Pearson	GBR			Team Motopark	DEU	Dallara F320 Spiess	35	1:33.656	17	1:33.899	10	1:33.656	0.734	0.290	179.0
6	23	Vladislav Ryabov	RUS	R	2	Team Motopark	DEU	Dallara F320 Spiess	44	1:34.349	13	1:34.533	10	1:34.349	1.427	0.693	177.6
7	11	Ricardo Escotto	MEX	R	3	Team Motopark	DEU	Dallara F320 Spiess	37	1:34.971	14	1:34.386	9	1:34.386	1.464	0.037	177.6

Published at:.....

Race Director:

Timekeeper:

