

Circuito de Barcelona
Euroformula Open
Qualifying
Provisional Results



Clas	Nº	Driver	Nat	Cat	Clas	Team	Nat	Vehicle	Laps	Best	Time	Gap	Interval	Km/h
1	71	Brad Benavides	USA			Team Motopark	DEU	Dallara F320 Spiess	10	8	1:31.296			183.6
2	99	José Garfias	MEX			Team Motopark	DEU	Dallara F320 Spiess	11	8	1:31.485	0.189	0.189	183.2
3	95	Edward Pearson	GBR			Team Motopark	DEU	Dallara F320 Spiess	11	8	1:31.709	0.413	0.224	182.8
4	84	Francesco Simonazzi	ITA			BVM Racing	ITA	Dallara F320 Spiess	11	9	1:31.763	0.467	0.054	182.7
5	37	Vladislav Ryabov	RUS	R	1	Team Motopark	DEU	Dallara F320 Spiess	11	8	1:32.014	0.718	0.251	182.2
6	41	Fernando Barrichello	BRA	R	2	Team Motopark	DEU	Dallara F320 Spiess	11	9	1:32.071	0.775	0.057	182.0
7	11	Ricardo Escotto	MEX	R	3	Team Motopark	DEU	Dallara F320 Spiess	11	10	1:32.407	1.111	0.336	181.4

Published at:.....

Track Temp: 17.1 °C Air Temp: 19.7 °C Humidity: 52 % Track Status: DRY

Race Director:

Neus Santamaría Sanromà

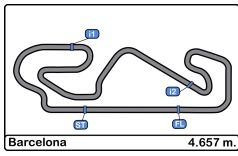
DPB-0825-ESP/CAT

Timekeeper:

Luis Garcia

JOB-2654-ESP/M





Circuit de Barcelona
Euroformula Open
Qualifying
Track Limit



The Stewards, having received a report from Race Director, have considered the following matter and determine the following:

Session Qualifying
Fact The cars below did not use the track at the turns listed below

Infringement Breach of Appendix L Chapter IV Article 2 c) of the FIA International Sporting Code and Article 19.4/19.5 of the Sporting Regulations.

Decision Deletion of the lap times shown in accordance with Article 12.4.1.e of the FIA International Sporting Code.

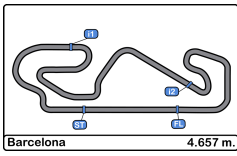
Note

- Certain decisions of the Stewards are subject to appeal (Article 15 of the FIA International Sporting Code).
- These penalties are not subject to appeal Article.12.3.4 of the FIA International Sporting Code and Article 16.5 of the Sporting Regulations.
- According to Article.12.3.3.b of the FIA International Sporting Code these decisions become immediately binding even in case of an appeal.

Ord	Turn	Nº Driver	Entrant/Team	Time of Day	Lap Time
1	1-2	11 Ricardo Escotto	Team Motopark	11:55:32.665	1:32.882

The Stewards:





Circuit de Barcelona
Euroformula Open
Qualifying
Provisional Results by Category



Rookie														
Clas	Nº	Driver	Nat	Cat	Clas	Team	Nat	Vehicle	Laps	Best	Time	Gap	Interval	Km/h
1	37	Vladislav Ryabov		R	1	Team Motopark		Dallara F320 Spiess	11	8	1:32.014			182.2
2	41	Fernando Barrichello		R	2	Team Motopark		Dallara F320 Spiess	11	9	1:32.071	0.057	0.057	182.0
3	11	Ricardo Escotto		R	3	Team Motopark		Dallara F320 Spiess	11	10	1:32.407	0.393	0.336	181.4
Clas	Nº	Driver	Nat	Cat	Clas	Team	Nat	Vehicle	Laps	Best	Time	Gap	Interval	Km/h
1	71	Brad Benavides				Team Motopark		Dallara F320 Spiess	10	8	1:31.296			183.6
2	99	José Garfias				Team Motopark		Dallara F320 Spiess	11	8	1:31.485	0.189	0.189	183.2
3	95	Edward Pearson				Team Motopark		Dallara F320 Spiess	11	8	1:31.709	0.413	0.224	182.8
4	84	Francesco Simonazzi				BVM Racing		Dallara F320 Spiess	11	9	1:31.763	0.467	0.054	182.7

Published at:.....

Track Temp: 17.1 °C Air Temp: 19.7 °C Humidity: 52 % Track Status: DRY

Race Director:

Neus Santamaría Sanromà

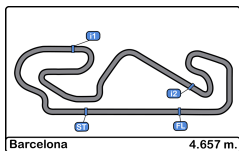
DPB-0825-ESP/CAT

Timekeeper:

Luis Garcia

JOB-2654-ESP/M





Circuit de Barcelona
Euroformula Open
Qualifying
Lap Analysis



11 Ricardo Escotto Dallara F320 Spiess **84** Francesco Simonazzi Dallara F320 Spiess
 Rookie Team Motopark BVM Racing

Lap	D	Time	Sector 1	Sector 2	Sector 3	T. Spd	Elapsed	Lap	D	Time	Sector 1	Sector 2	Sector 3	T. Spd	Elapsed
1		11:49:10.799	11:47:57.082	43.526	30.191	144.9	11:49:10.799	1		11:48:51.294	11:47:40.764	41.708	28.822	162.4	11:48:51.294
2		1:42.770	32.018	42.459	28.293	215.1	11:50:53.569	2		1:35.185	29.518	38.169	27.498	234.2	11:50:26.479
3		1:33.171	28.680	37.400	27.091	233.7	11:52:26.740	3		1:32.509	28.427	37.122	26.960	236.8	11:51:58.988
4		1:33.043	28.603	37.396	27.044	235.2	11:53:59.783	4		1:33.172	28.940	37.194	27.038	235.8	11:53:32.160
5		1:32.882	28.396	37.317	27.169	236.3	11:55:32.665	5		1:32.194	28.396	36.925	26.873	236.8	11:55:04.354
6		1:40.740 P	28.578	37.331	34.831	235.8	11:57:13.405	6		1:39.090 P	28.365	36.990	33.735	237.3	11:56:43.444
7		3:57.394	2:47.609	40.848	28.937	166.6	12:01:10.799	7		4:57.092	3:48.699	40.137	28.256	175.3	12:01:40.536
8		1:34.744	29.399	38.128	27.217	230.2	12:02:45.543	8		1:34.124	28.812	38.042	27.270	237.3	12:03:14.660
9		1:32.427	28.439	37.100	26.888	236.3	12:04:17.970	9		1:31.763	28.317	36.766	26.680	237.8	12:04:46.423
10		1:32.407	28.415	36.938	27.054	236.8	12:05:50.377	10		1:31.876	28.254	36.811	26.811	238.4	12:06:18.299
11		2:06.004 P	28.519	37.106	1:00.379	236.3	12:07:56.381	11		1:42.796 P	28.270	36.903	37.623	238.4	12:08:01.095

37 Vladislav Ryabov Dallara F320 Spiess **95** Edward Pearson Dallara F320 Spiess
 Rookie Team Motopark Team Motopark

Lap	D	Time	Sector 1	Sector 2	Sector 3	T. Spd	Elapsed	Lap	D	Time	Sector 1	Sector 2	Sector 3	T. Spd	Elapsed
1		11:49:05.397	11:47:52.311	42.521	30.565	148.5	11:49:05.397	1		11:49:01.433	11:47:49.632	43.045	28.756	140.4	11:49:01.433
2		1:40.850	30.666	42.738	27.446	218.6	11:50:46.247	2		1:37.659	29.984	39.662	28.013	223.1	11:50:39.092
3		1:32.859	28.641	37.139	27.079	235.8	11:52:19.106	3		1:32.609	28.611	37.134	26.864	234.7	11:52:11.701
4		1:32.268	28.464	36.902	26.902	235.8	11:53:51.374	4		1:32.241	28.415	36.967	26.859	235.8	11:53:43.942
5		1:42.293 P	28.418	37.431	36.444	237.3	11:55:33.667	5		1:45.999 P	28.549	37.048	40.402	236.3	11:55:29.941
6		4:49.748	3:39.115	41.429	29.204	171.7	12:00:23.415	6		5:03.114	3:53.433	41.222	28.459	140.0	12:00:33.055
7		1:34.794	29.552	38.160	27.082	226.4	12:01:58.209	7		1:36.169	29.595	37.929	28.645	227.3	12:02:09.224
8		1:32.014	28.355	36.843	26.816	236.3	12:03:30.223	8		1:31.709	28.329	36.674	26.706	236.3	12:03:40.933
9		1:32.030	28.279	36.884	26.867	236.3	12:05:02.253	9		1:31.800	28.340	36.729	26.731	236.3	12:05:12.733
10		1:32.034	28.345	36.789	26.900	236.8	12:06:34.287	10		1:31.840	28.384	36.645	26.811	236.3	12:06:44.573
11		1:53.985 P	33.631	39.185	41.169	237.3	12:08:28.272	11		2:02.665 P	28.385	37.473	56.807	236.8	12:08:47.238

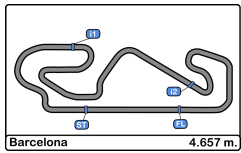
41 Fernando Barrichello Dallara F320 Spiess **99** José Garfias Dallara F320 Spiess
 Rookie Team Motopark Team Motopark

Lap	D	Time	Sector 1	Sector 2	Sector 3	T. Spd	Elapsed	Lap	D	Time	Sector 1	Sector 2	Sector 3	T. Spd	Elapsed
1		11:48:57.166	11:47:46.798	41.399	28.969	164.8	11:48:57.166	1		11:49:03.600	11:47:51.556	42.418	29.626	151.6	11:49:03.600
2		1:37.248	30.267	39.157	27.824	223.6	11:50:34.414	2		1:38.187	30.487	40.503	27.197	226.8	11:50:41.787
3		1:32.756	28.741	37.129	26.886	233.7	11:52:07.170	3		1:32.523	28.502	37.064	26.957	236.8	11:52:14.310
4		1:32.771	28.619	37.237	26.915	235.2	11:53:39.941	4		1:31.971	28.277	36.943	26.751	238.9	11:53:46.281
5		1:41.488 P	28.554	37.143	35.791	235.8	11:55:21.429	5		1:45.464 P	28.263	37.385	39.816	238.9	11:55:31.745
6		5:14.698	4:06.040	40.350	28.308	169.8	12:00:36.127	6		4:54.484	3:45.387	40.787	28.310	172.8	12:00:26.229
7		1:37.797	29.430	39.451	28.916	230.7	12:02:13.924	7		1:37.298	29.680	40.653	26.965	227.3	12:02:03.527
8		1:32.247	28.330	36.977	26.940	236.3	12:03:46.171	8		1:31.485	28.197	36.633	26.655	237.3	12:03:35.012
9		1:32.071	28.353	36.857	26.861	237.3	12:05:18.242	9		1:31.554	28.234	36.698	26.622	237.8	12:05:06.566
10		1:32.138	28.333	36.948	26.857	237.3	12:06:50.380	10		1:31.952	28.278	36.783	26.891	237.8	12:06:38.518
11		1:59.782 P	28.359	38.463	52.960	238.9	12:08:50.162	11		1:44.368 P	28.931	36.978	38.459	231.2	12:08:22.886

71 Brad Benavides Dallara F320 Spiess
 Team Motopark

Lap	D	Time	Sector 1	Sector 2	Sector 3	T. Spd	Elapsed
1		11:49:41.474	11:48:31.565	41.123	28.786	167.7	11:49:41.474
2		1:38.756	31.089	40.188	27.479	221.3	11:51:20.230
3		1:31.949	28.399	36.823	26.727	234.7	11:52:52.179
4		1:32.951	28.919	36.918	27.114	235.2	11:54:25.130
5		1:38.528 P	28.359	36.888	33.281	236.8	11:56:03.658
6		5:01.929	3:52.660	40.911	28.358	170.3	12:01:05.587
7		1:35.559	30.085	38.575	26.899	217.7	12:02:41.146
8		1:31.296	28.181	36.546	26.569	236.3	12:04:12.442
9		1:31.657	28.227	36.580	26.850	236.8	12:05:44.099
10		2:10.241 P	30.917	42.933	56.391	237.3	12:07:54.340



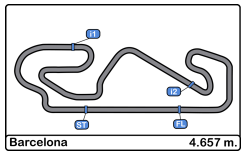


Circuit de Barcelona
Euroformula Open
Qualifying
Best Sectors Results



Sector - 1			Sector - 2			Sector - 3			Ideal Lap vs Best Lap						
Clas	Nº	Driver	Time	Nº	Driver	Time	Nº	Driver	Time	Clas	Nº	Driver	Ideal Lap	Best Lap	Clas
1	71	Brad Benavides	28.181	71	Brad Benavides	36.546	71	Brad Benavides	26.569	1	71	Brad Benavides	1:31.296	1:31.296	1
2	99	José Garfias	28.197	99	José Garfias	36.633	99	José Garfias	26.622	2	99	José Garfias	1:31.452	1:31.485	2
3	84	Francesco Simonazzi	28.254	95	Edward Pearson	36.645	84	Francesco Simonazzi	26.680	3	95	Edward Pearson	1:31.680	1:31.709	3
4	37	Vladislav Ryabov	28.279	84	Francesco Simonazzi	36.766	95	Edward Pearson	26.706	4	84	Francesco Simonazzi	1:31.700	1:31.763	4
5	95	Edward Pearson	28.329	37	Vladislav Ryabov	36.789	37	Vladislav Ryabov	26.816	5	37	Vladislav Ryabov	1:31.884	1:32.014	5
6	41	Fernando Barrichello	28.330	41	Fernando Barrichello	36.857	41	Fernando Barrichello	26.857	6	41	Fernando Barrichello	1:32.044	1:32.071	6
7	11	Ricardo Escotto	28.396	11	Ricardo Escotto	36.938	11	Ricardo Escotto	26.888	7	11	Ricardo Escotto	1:32.222	1:32.407	7



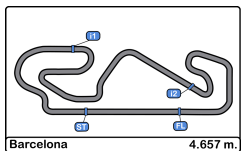


Circuit de Barcelona
Euroformula Open
Qualifying
Best 5 Lap Times



Cls	Nº	Driver	Nat	Cat	Cls	Team	Nat	Vehicle	Best 1		Best 2		Best 3		Best 4		Best 5	
									Time	Lap	Time	Lap	Time	Lap	Time	Lap	Time	Lap
1	71	Brad Benavides				Team Motopark		Dallara F320 Spiess	1:31.296	8	1:31.657	9	1:31.949	3	1:32.951	4	1:35.559	7
2	99	José Garfias				Team Motopark		Dallara F320 Spiess	1:31.485	8	1:31.554	9	1:31.952	10	1:31.971	4	1:32.523	3
3	95	Edward Pearson				Team Motopark		Dallara F320 Spiess	1:31.709	8	1:31.800	9	1:31.840	10	1:32.241	4	1:32.609	3
4	84	Francesco				BVM Racing		Dallara F320 Spiess	1:31.763	9	1:31.876	10	1:32.194	5	1:32.509	3	1:33.172	4
5	37	Vladislav Ryabov		R	1	Team Motopark		Dallara F320 Spiess	1:32.014	8	1:32.030	9	1:32.034	10	1:32.268	4	1:32.859	3
6	41	Fernando Barrichello		R	2	Team Motopark		Dallara F320 Spiess	1:32.071	9	1:32.138	10	1:32.247	8	1:32.756	3	1:32.771	4
7	11	Ricardo Escotto		R	3	Team Motopark		Dallara F320 Spiess	1:32.407	10	1:32.427	9	1:33.043	4	1:33.171	3	1:34.744	8



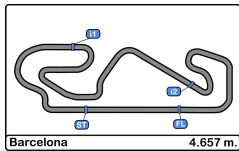


Circuito de Barcelona
Euroformula Open
Qualifying
Best 5 Top Speeds



Clas	Nº	Driver	Nat	Cat	Cls	Team	Nat	Vehicle	Top 1		Top 2		Top 3		Top 4		Top 5		Avg
									Km/h	Lap	Km/h	Lap	Km/h	Lap	Km/h	Lap	Km/h	Lap	
1	41	Fernando Barrichello		BR	R	1	Team Motopark		238.9	11	237.3	9	237.3	10	236.3	8	235.8	5	237.1
2	99	José Garfias		MEX			Team Motopark		238.9	4	238.9	5	237.8	9	237.8	10	237.3	8	238.2
3	84	Francesco Simonazzi		ITA			BVM Racing		238.4	10	238.4	11	237.8	9	237.3	6	237.3	8	237.8
4	37	Vladislav Ryabov		IND	R	2	Team Motopark		237.3	5	237.3	11	236.8	10	236.3	8	236.3	9	236.8
5	71	Brad Benavides		USA			Team Motopark		237.3	10	236.8	5	236.8	9	236.3	8	235.2	4	236.5
6	11	Ricardo Escotto		MEX	R	3	Team Motopark		236.8	10	236.3	5	236.3	9	236.3	11	235.8	6	236.3
7	95	Edward Pearson		GBR			Team Motopark		236.8	11	236.3	5	236.3	8	236.3	9	236.3	10	236.4



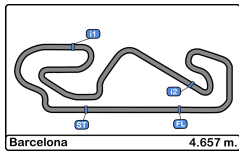


Circuit de Barcelona
Euroformula Open
Qualifying
Fastest Laps Sequence



Lap	Time of Day	Session Time	Nº Driver	Nat	Cat	Team	Nat	Vehicle	Time	Km/h
2	11:50:26.479	3:26.479	84 Francesco Simonazzi	ITA	ITA	BVM Racing	ITA	Dallara F320 Spiess	1:35.185	176.1
3	11:51:58.988	4:58.988	84 Francesco Simonazzi	ITA	ITA	BVM Racing	ITA	Dallara F320 Spiess	1:32.509	181.2
3	11:52:52.179	5:52.179	71 Brad Benavides	USA	USA	Team Motopark	DEU	Dallara F320 Spiess	1:31.949	182.3
8	12:03:35.012	16:35.012	99 José Garfias	MEX	MEX	Team Motopark	DEU	Dallara F320 Spiess	1:31.485	183.2
8	12:04:12.442	17:12.442	71 Brad Benavides	USA	USA	Team Motopark	DEU	Dallara F320 Spiess	1:31.296	183.6



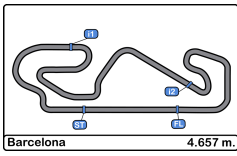


Circuit de Barcelona
Euroformula Open
Qualifying
Event Best Maximum Speed



Nº	Driver	Nat	Cat	Clas	Team	Nat	Vehicle	Km/h	Session
84	Francesco Simonazzi		ITA		BVM Racing		Dallara F320 Spiess	238.9	Private test 1
99	José Garfias		MEX		Team Motopark		Dallara F320 Spiess	238.9	Qualifying
41	Fernando Barrichello		BRA	R 1	Team Motopark		Dallara F320 Spiess	238.9	Qualifying
71	Brad Benavides		USA		Team Motopark		Dallara F320 Spiess	237.3	Qualifying
37	Vladislav Ryabov		RUS	R 2	Team Motopark		Dallara F320 Spiess	237.3	Qualifying
11	Ricardo Escotto		MEX	R 3	Team Motopark		Dallara F320 Spiess	236.8	Qualifying
95	Edward Pearson		GBR		Team Motopark		Dallara F320 Spiess	236.8	Qualifying
23								235.8	Private test 1





Circuit de Barcelona
Euroformula Open
Qualifying
Pit Stop Analysis



11 Ricardo Escotto Dallara F320 Spiess

Rookie Team Motopark

Nº	In Day Time	In Time	Out Time	Pit Time	T. Pit Time	Handicap	Diff.
1	11:57:09.791	11:57:09.791	11:59:29.665	2:19.874	2:19.874		

37 Vladislav Ryabov Dallara F320 Spiess

Rookie Team Motopark

Nº	In Day Time	In Time	Out Time	Pit Time	T. Pit Time	Handicap	Diff.
1	11:55:28.560	11:55:28.560	11:58:40.565	3:12.005	3:12.005		

41 Fernando Barrichello Dallara F320 Spiess

Rookie Team Motopark

Nº	In Day Time	In Time	Out Time	Pit Time	T. Pit Time	Handicap	Diff.
1	11:55:17.475	11:55:17.475	11:58:55.719	3:38.244	3:38.244		

71 Brad Benavides Dallara F320 Spiess

Team Motopark

Nº	In Day Time	In Time	Out Time	Pit Time	T. Pit Time	Handicap	Diff.
1	11:55:59.123	11:55:59.123	11:59:24.001	3:24.878	3:24.878		

84 Francesco Simonazzi Dallara F320 Spiess

BVM Racing

Nº	In Day Time	In Time	Out Time	Pit Time	T. Pit Time	Handicap	Diff.
1	11:56:39.411	11:56:39.411	12:00:00.221	3:20.810	3:20.810		

95 Edward Pearson Dallara F320 Spiess

Team Motopark

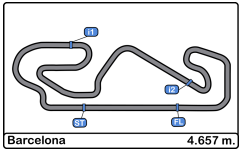
Nº	In Day Time	In Time	Out Time	Pit Time	T. Pit Time	Handicap	Diff.
1	11:55:25.788	11:55:25.788	11:58:48.739	3:22.951	3:22.951		

99 José Garfias Dallara F320 Spiess

Team Motopark

Nº	In Day Time	In Time	Out Time	Pit Time	T. Pit Time	Handicap	Diff.
1	11:55:26.942	11:55:26.942	11:58:43.606	3:16.664	3:16.664		

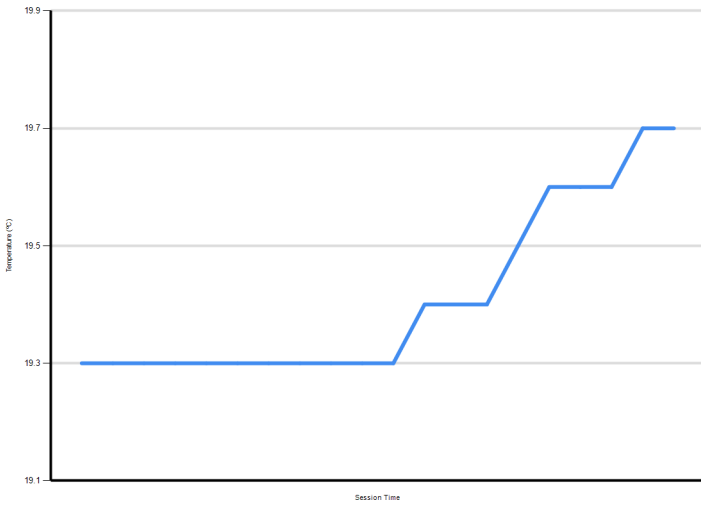




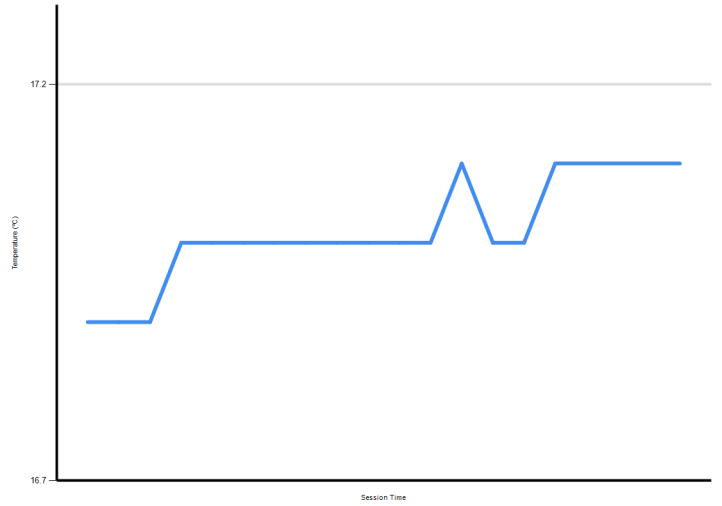
Circuit de Barcelona
Euroformula Open
Qualifying
Weather Report



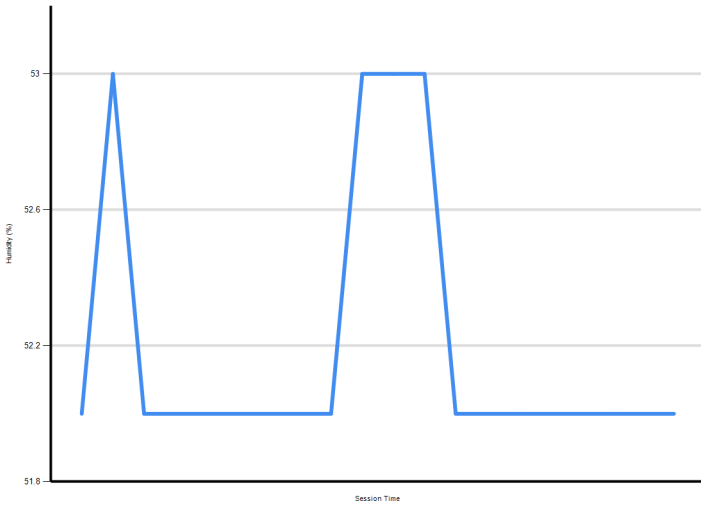
Air Temperature




Track Temperature



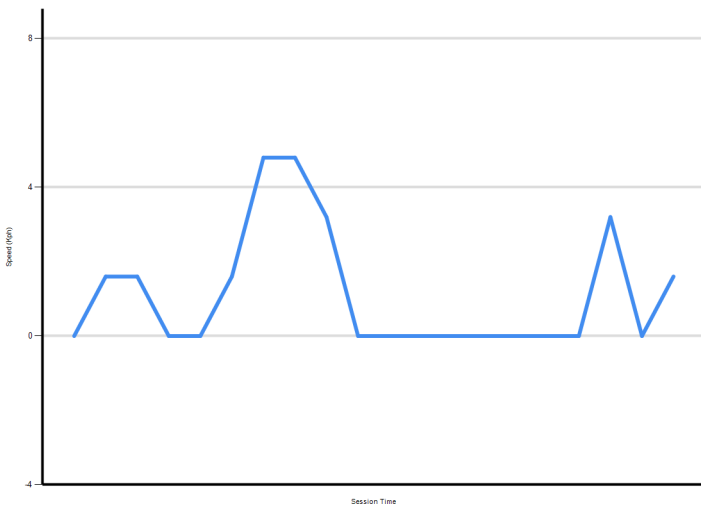
Humidity



Pressure



Wind Speed



Wind direction

