

Circuit de Barcelona
Euroformula Open
Race - 3
Provisional Results



Clas	Nº	Driver	Nat	Cat	Clas	Team	Nat	Vehicle	Laps	Total Time	Gap	Interval	Km/h	Best	Time	Km/h		
1	37	Vladislav Ryabov		NO	R	1	Team Motopark		DEU	Dallara F320 Spiess	17	26:45.582			177.5	9	1:33.805	178.7
2	95	Edward Pearson		GBR			Team Motopark		DEU	Dallara F320 Spiess	17	26:47.078	1.496	1.496	177.3	8	1:33.688	178.9
3	99	José Garfías		MEX			Team Motopark		DEU	Dallara F320 Spiess	17	26:47.560	1.978	0.482	177.2	8	1:33.728	178.8
4	41	Fernando Barrichello		BRA	R	2	Team Motopark		DEU	Dallara F320 Spiess	17	26:49.871	4.289	2.311	177.0	8	1:33.812	178.7
5	71	Brad Benavides		USA			Team Motopark		DEU	Dallara F320 Spiess	17	26:50.214	4.632	0.343	177.0	2	1:33.733	178.8
6	84	Francesco Simonazzi		ITA			BVM Racing		ITA	Dallara F320 Spiess	17	26:50.783	5.201	0.569	176.9	9	1:33.725	178.8
7	11	Ricardo Escotto		MEX	R	3	Team Motopark		DEU	Dallara F320 Spiess	17	26:53.216	7.634	2.433	176.6	11	1:34.188	177.9

Fastest lap Edward Pearson in 1:33.688 at 178.9 Km/h in lap 8

Published at:.....

Track Temp: **26.4 °C** Air Temp: **22.7 °C** Humidity: **59 %** Track Status: **DRY**

Race Director:

Neus Santamaría Sanromà

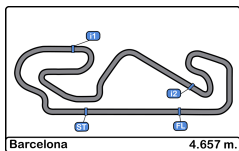
DPB-0825-ESP/CAT

Timekeeper:

Luis Garcia

JOB-2654-ESP/M





Circuit de Barcelona
Euroformula Open
Race - 3
Provisional Results by Category



Rookie																
Clas	Nº	Driver	Nat	Cat	Clas	Team	Nat	Vehicle	Laps	Total Time	Gap	Interval	Km/h	Best	Time	Km/h
1	37	Vladislav Ryabov		R	1	Team Motopark		Dallara F320 Spiess	17	26:45.582			177.5	9	1:33.805	178.7
2	41	Fernando Barrichello		R	2	Team Motopark		Dallara F320 Spiess	17	26:49.871	4.289	4.289	177.0	8	1:33.812	178.7
3	11	Ricardo Escotto		R	3	Team Motopark		Dallara F320 Spiess	17	26:53.216	7.634	3.345	176.6	11	1:34.188	177.9
Clas	Nº	Driver	Nat	Cat	Clas	Team	Nat	Vehicle	Laps	Total Time	Gap	Interval	Km/h	Best	Time	Km/h
1	95	Edward Pearson				Team Motopark		Dallara F320 Spiess	17	26:47.078			177.3	8	1:33.688	178.9
2	99	José Garfias				Team Motopark		Dallara F320 Spiess	17	26:47.560	0.482	0.482	177.2	8	1:33.728	178.8
3	71	Brad Benavides				Team Motopark		Dallara F320 Spiess	17	26:50.214	3.136	2.654	177.0	2	1:33.733	178.8
4	84	Francesco Simonazzi				BVM Racing		Dallara F320 Spiess	17	26:50.783	3.705	0.569	176.9	9	1:33.725	178.8

Fastest lap Edward Pearson in 1:33.688 at 178.9 Km/h in lap 8

Published at:.....

Track Temp: 26.4 °C Air Temp: 22.7 °C Humidity: 59 % Track Status: DRY

Race Director:

Neus Santamaría Sanromà

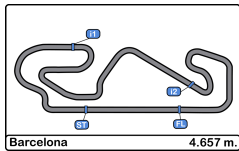
DPB-0825-ESP/CAT

Timekeeper:

Luis Garcia

JOB-2654-ESP/M





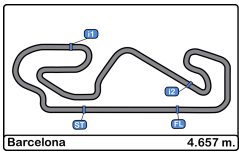
Circuit de Barcelona
Euroformula Open
Race - 3



Provisional Classification by Driver Fastest Lap

Cl	Nº	Entrant/Team	Nat	Vehicle	Driver	Nat	Cat	Cl	Laps	Best	Time	Gap	Interval	Km/h
1	95	Team Motopark	DEU	Dallara F320 Spiess	Edward Pearson	GBR			17	8	1:33.688			178.9
2	84	BVM Racing	ITA	Dallara F320 Spiess	Francesco Simonazzi	ITA			17	9	1:33.725	0.037	0.037	178.8
3	99	Team Motopark	DEU	Dallara F320 Spiess	José Garfias	MEX			17	8	1:33.728	0.040	0.003	178.8
4	71	Team Motopark	DEU	Dallara F320 Spiess	Brad Benavides	USA			17	2	1:33.733	0.045	0.005	178.8
5	37	Team Motopark	DEU	Dallara F320 Spiess	Vladislav Ryabov	FIA	R	1	17	9	1:33.805	0.117	0.072	178.7
6	41	Team Motopark	DEU	Dallara F320 Spiess	Fernando Barrichello	BRA	R	2	17	8	1:33.812	0.124	0.007	178.7
7	11	Team Motopark	DEU	Dallara F320 Spiess	Ricardo Escotto	MEX	R	3	17	11	1:34.188	0.500	0.376	177.9





Circuit de Barcelona

Euroformula Open

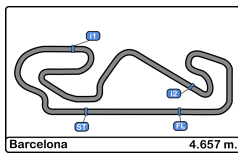
Race - 3

Distance and Speed Average



Clas	Nº	Driver	Nat	Cat	Clas	Team	Nat	Vehicle	Laps	Distance	Total Time	Km/h
1	37	Vladislav Ryabov	RUS	R	1	Team Motopark	GER	Dallara F320 Spiess	17	79.16	26:45.582	177.5
2	95	Edward Pearson	GBR			Team Motopark	GER	Dallara F320 Spiess	17	79.16	26:47.078	177.3
3	99	José Garfías	MEX			Team Motopark	GER	Dallara F320 Spiess	17	79.16	26:47.560	177.2
4	41	Fernando Barrichello	BRA	R	2	Team Motopark	GER	Dallara F320 Spiess	17	79.16	26:49.871	177.0
5	71	Brad Benavides	USA			Team Motopark	GER	Dallara F320 Spiess	17	79.16	26:50.214	177.0
6	84	Francesco Simonazzi	ITA			BVM Racing	ITA	Dallara F320 Spiess	17	79.16	26:50.783	176.9
7	11	Ricardo Escotto	MEX	R	3	Team Motopark	GER	Dallara F320 Spiess	17	79.16	26:53.216	176.6





Circuit de Barcelona
Euroformula Open
Race - 3
Lap Analysis



11 Ricardo Escotto Dallara F320 Spiess **41** Fernando Barrichello Dallara F320 Spiess

Rookie Team Motopark Rookie Team Motopark

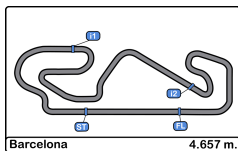
Lap	D	Time	Sector 1	Sector 2	Sector 3	T. Spd	Elapsed	Lap	D	Time	Sector 1	Sector 2	Sector 3	T. Spd	Elapsed
1		1:41.520	34.149	39.203	28.168	204.1	1:41.520	1		1:38.910	33.132	38.181	27.597	200.7	1:38.910
2		1:35.141	29.459	38.057	27.625	223.1	3:16.661	2		1:34.441	28.938	38.010	27.493	235.8	3:13.351
3		1:34.662	29.015	37.997	27.650	232.7	4:51.323	3		1:35.390	29.168	38.634	27.588	237.3	4:48.741
4		1:34.656	28.963	37.963	27.730	233.7	6:25.979	4		1:35.002	29.376	38.045	27.581	233.2	6:23.743
5		1:34.378	28.923	37.823	27.632	233.7	8:00.357	5		1:34.268	28.801	37.933	27.534	237.8	7:58.011
6		1:34.438	28.954	37.783	27.701	233.7	9:34.795	6		1:34.180	28.815	37.867	27.498	238.4	9:32.191
7		1:34.491	28.952	38.009	27.530	233.2	11:09.286	7		1:34.090	28.768	37.880	27.442	236.3	11:06.281
8		1:34.276	28.904	37.730	27.642	234.7	12:43.562	8		1:33.812	28.786	37.692	27.334	237.8	12:40.093
9		1:34.257	28.881	37.803	27.573	234.2	14:17.819	9		1:33.941	28.700	37.742	27.499	237.3	14:14.034
10		1:34.311	28.808	37.812	27.691	234.2	15:52.130	10		1:34.198	28.742	37.716	27.740	237.3	15:48.232
11		1:34.188	28.907	37.680	27.601	232.7	17:26.318	11		1:34.179	28.899	37.742	27.538	233.2	17:22.411
12		1:34.311	28.840	37.761	27.710	233.7	19:00.629	12		1:34.638	29.013	37.892	27.733	235.8	18:57.049
13		1:34.299	28.823	37.861	27.615	233.7	20:34.928	13		1:34.393	28.806	38.040	27.547	237.8	20:31.442
14		1:34.337	28.832	37.802	27.703	234.7	22:09.265	14		1:34.684	28.815	38.030	27.839	236.3	22:06.126
15		1:34.538	28.872	37.910	27.756	233.7	23:43.803	15		1:34.320	28.959	37.734	27.627	234.7	23:40.446
16		1:34.504	28.877	37.897	27.730	234.7	25:18.307	16		1:34.517	28.898	37.882	27.737	234.7	25:14.963
17		1:34.909	28.975	38.045	27.889	234.7	26:53.216	17		1:34.908	29.008	37.955	27.945	234.2	26:49.871

37 Vladislav Ryabov Dallara F320 Spiess **71** Brad Benavides Dallara F320 Spiess

Rookie Team Motopark Team Motopark

Lap	D	Time	Sector 1	Sector 2	Sector 3	T. Spd	Elapsed	Lap	D	Time	Sector 1	Sector 2	Sector 3	T. Spd	Elapsed
1		1:38.480	32.905	37.957	27.618	204.9	1:38.480	1		1:41.675	33.578	40.081	28.016	209.3	1:41.675
2		1:34.591	29.072	37.815	27.704	230.2	3:13.071	2		1:33.733	28.603	37.734	27.396	233.7	3:15.408
3		1:34.673	29.322	37.844	27.507	231.7	4:47.744	3		1:34.249	28.553	37.966	27.730	238.9	4:49.657
4		1:34.517	29.271	37.800	27.446	231.2	6:22.261	4		1:34.750	28.779	38.135	27.836	244.3	6:24.407
5		1:34.043	28.926	37.617	27.500	230.7	7:56.304	5		1:34.318	28.803	37.917	27.598	236.3	7:58.725
6		1:34.091	28.982	37.599	27.510	230.7	9:30.395	6		1:33.975	28.765	37.689	27.521	236.3	9:32.700
7		1:33.944	28.935	37.487	27.522	230.7	11:04.339	7		1:34.038	28.711	37.788	27.539	237.8	11:06.738
8		1:33.906	28.922	37.561	27.423	231.7	12:38.245	8		1:33.979	28.669	37.810	27.500	239.4	12:40.717
9		1:33.805	28.847	37.428	27.530	231.2	14:12.050	9		1:33.827	28.646	37.686	27.495	237.3	14:14.544
10		1:34.008	28.889	37.630	27.489	231.7	15:46.058	10		1:34.207	28.632	37.958	27.617	238.4	15:48.751
11		1:34.009	28.911	37.535	27.563	230.2	17:20.067	11		1:34.221	28.806	37.818	27.597	238.9	17:22.972
12		1:34.248	28.928	37.684	27.636	230.2	18:54.315	12		1:34.566	28.807	38.060	27.699	237.8	18:57.538
13		1:33.969	28.870	37.539	27.560	231.7	20:28.284	13		1:34.645	28.912	38.048	27.685	236.8	20:32.183
14		1:34.196	28.958	37.644	27.594	231.7	22:02.480	14		1:34.315	28.712	37.942	27.661	237.3	22:06.498
15		1:34.335	28.903	37.745	27.687	231.2	23:36.815	15		1:34.534	28.910	37.984	27.640	241.0	23:41.032
16		1:34.215	28.884	37.695	27.636	231.7	25:11.030	16		1:34.687	28.702	38.384	27.601	238.9	25:15.719
17		1:34.552	28.960	37.808	27.784	232.2	26:45.582	17		1:34.495	28.705	38.000	27.790	238.9	26:50.214





Circuit de Barcelona
Euroformula Open
Race - 3
Lap Analysis



84

Francesco Simonazzi

Dallara F320 Spiess 99

José Garfias

Dallara F320 Spiess

BVM Racing

Team Motopark

Lap	D	Time	Sector 1	Sector 2	Sector 3	T. Spd	Elapsed	Lap	D	Time	Sector 1	Sector 2	Sector 3	T. Spd	Elapsed
1		1:40.884	33.778	39.139	27.967	204.5	1:40.884	1		1:40.433	33.822	38.944	27.667	205.7	1:40.433
2		1:34.124	28.797	37.951	27.376	237.8	3:15.008	2		1:34.059	28.872	37.838	27.349	234.2	3:14.492
3		1:34.457	28.657	37.918	27.882	236.3	4:49.465	3		1:34.522	28.833	37.881	27.808	236.3	4:49.014
4		1:35.289	29.470	37.835	27.984	237.3	6:24.754	4		1:34.334	28.941	37.707	27.686	239.4	6:23.348
5		1:34.394	28.925	37.880	27.589	241.0	7:59.148	5		1:34.252	28.781	37.922	27.549	236.8	7:57.600
6		1:34.237	28.667	37.981	27.589	240.0	9:33.385	6		1:34.077	28.859	37.662	27.556	234.7	9:31.677
7		1:34.118	28.676	37.910	27.532	237.8	11:07.503	7		1:34.122	28.823	37.766	27.533	236.3	11:05.799
8		1:34.082	28.751	37.757	27.574	237.8	12:41.585	8		1:33.728	28.733	37.550	27.445	236.8	12:39.527
9		1:33.725	28.704	37.612	27.409	236.8	14:15.310	9		1:33.952	28.694	37.723	27.535	236.3	14:13.479
10		1:33.948	28.669	37.795	27.484	237.8	15:49.258	10		1:34.145	28.721	37.711	27.713	236.3	15:47.624
11		1:34.217	28.607	37.860	27.750	239.4	17:23.475	11		1:34.063	28.783	37.718	27.562	235.2	17:21.687
12		1:34.423	28.711	37.994	27.718	239.4	18:57.898	12		1:34.893	29.088	38.145	27.660	235.8	18:56.580
13		1:34.771	28.833	38.053	27.885	241.0	20:32.669	13		1:34.182	28.814	37.828	27.540	237.8	20:30.762
14		1:34.308	28.688	37.907	27.713	239.4	22:06.977	14		1:34.254	28.796	37.938	27.520	238.4	22:05.016
15		1:34.529	28.728	38.154	27.647	240.0	23:41.506	15		1:33.904	28.720	37.732	27.452	237.8	23:38.920
16		1:34.661	28.669	38.373	27.619	241.0	25:16.167	16		1:34.330	28.804	37.977	27.549	240.5	25:13.250
17		1:34.616	28.699	38.098	27.819	241.6	26:50.783	17		1:34.310	28.713	37.866	27.731	240.0	26:47.560

95

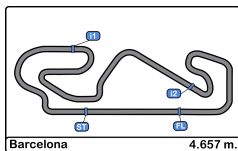
Edward Pearson

Dallara F320 Spiess

Team Motopark

Lap	D	Time	Sector 1	Sector 2	Sector 3	T. Spd	Elapsed
1		1:39.617	33.558	38.503	27.556	206.1	1:39.617
2		1:34.190	28.864	37.682	27.644	233.7	3:13.807
3		1:34.280	28.837	37.951	27.492	235.2	4:48.087
4		1:34.778	29.097	38.018	27.663	240.5	6:22.865
5		1:33.960	28.761	37.734	27.465	235.8	7:56.825
6		1:34.196	28.847	37.766	27.583	236.3	9:31.021
7		1:34.064	28.804	37.672	27.588	235.8	11:05.085
8		1:33.688	28.689	37.599	27.400	236.3	12:38.773
9		1:33.946	28.649	37.813	27.484	237.8	14:12.719
10		1:34.040	28.747	37.703	27.590	236.8	15:46.759
11		1:34.176	28.734	37.776	27.666	234.7	17:20.935
12		1:35.143	29.615	37.856	27.672	234.7	18:56.078
13		1:34.076	28.899	37.595	27.582	233.7	20:30.154
14		1:34.292	28.956	37.684	27.652	235.2	22:04.446
15		1:33.985	28.818	37.577	27.590	234.7	23:38.431
16		1:34.282	28.961	37.756	27.565	234.7	25:12.713
17		1:34.365	28.756	37.886	27.723	236.8	26:47.078



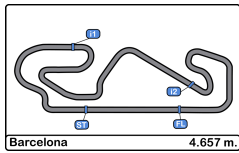


Circuit de Barcelona
Euroformula Open
Race - 3
Analysis by Lap



Num	Lap Time	Gap	Num	Lap Time	Gap	Num	Lap Time	Gap
Lap 1			Lap 7			Lap 13		
37	1:38.480		37	1:33.944		37	1:33.969	
41	1:38.910	00.430	95	1:34.064	00.746	95	1:34.076	01.870
95	1:39.617	01.137	99	1:34.122	01.460	99	1:34.182	02.478
99	1:40.433	01.953	41	1:34.090	01.942	41	1:34.393	03.158
84	1:40.884	02.404	71	1:34.038	02.399	71	1:34.645	03.899
11	1:41.520	03.040	84	1:34.118	03.164	84	1:34.771	04.385
71	1:41.675	03.195	11	1:34.491	04.947	11	1:34.299	06.644
Lap 2			Lap 8			Lap 14		
37	1:34.591		37	1:33.906		37	1:34.196	
41	1:34.441	00.280	95	1:33.688	00.528	95	1:34.292	01.966
95	1:34.190	00.736	99	1:33.728	01.282	99	1:34.254	02.536
99	1:34.059	01.421	41	1:33.812	01.848	41	1:34.684	03.646
84	1:34.124	01.937	71	1:33.979	02.472	71	1:34.315	04.018
71	1:33.733	02.337	84	1:34.082	03.340	84	1:34.308	04.497
11	1:35.141	03.590	11	1:34.276	05.317	11	1:34.337	06.785
Lap 3			Lap 9			Lap 15		
37	1:34.673		37	1:33.805		37	1:34.335	
95	1:34.280	00.343	95	1:33.946	00.669	95	1:33.985	01.616
41	1:35.390	00.997	99	1:33.952	01.429	99	1:33.904	02.105
99	1:34.522	01.270	41	1:33.941	01.984	41	1:34.320	03.631
84	1:34.457	01.721	71	1:33.827	02.494	71	1:34.534	04.217
71	1:34.249	01.913	84	1:33.725	03.260	84	1:34.529	04.691
11	1:34.662	03.579	11	1:34.257	05.769	11	1:34.538	06.988
Lap 4			Lap 10			Lap 16		
37	1:34.517		37	1:34.008		37	1:34.215	
95	1:34.778	00.604	95	1:34.040	00.701	95	1:34.282	01.683
99	1:34.334	01.087	99	1:34.145	01.566	99	1:34.330	02.220
41	1:35.002	01.482	41	1:34.198	02.174	41	1:34.517	03.933
71	1:34.750	02.146	71	1:34.207	02.693	71	1:34.687	04.689
84	1:35.289	02.493	84	1:33.948	03.200	84	1:34.661	05.137
11	1:34.656	03.718	11	1:34.311	06.072	11	1:34.504	07.277
Lap 5			Lap 11			Lap 17		
37	1:34.043		37	1:34.009		37	1:34.552	
95	1:33.960	00.521	95	1:34.176	00.868	95	1:34.365	01.496
99	1:34.252	01.296	99	1:34.063	01.620	99	1:34.310	01.978
41	1:34.268	01.707	41	1:34.179	02.344	41	1:34.908	04.289
71	1:34.318	02.421	71	1:34.221	02.905	71	1:34.495	04.632
84	1:34.394	02.844	84	1:34.217	03.408	84	1:34.616	05.201
11	1:34.378	04.053	11	1:34.188	06.251	11	1:34.909	07.634
Lap 6			Lap 12					
37	1:34.091		37	1:34.248				
95	1:34.196	00.626	95	1:35.143	01.763			
99	1:34.077	01.282	99	1:34.893	02.265			
41	1:34.180	01.796	41	1:34.638	02.734			
71	1:33.975	02.305	71	1:34.566	03.223			
84	1:34.237	02.990	84	1:34.423	03.583			
11	1:34.438	04.400	11	1:34.311	06.314			





Circuito de Barcelona

Euroformula Open

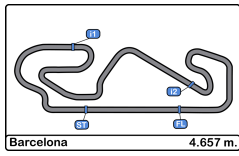
Race - 3

Best Sectors Results



Sector - 1			Sector - 2			Sector - 3			Ideal Lap vs Best Lap						
Clas	Nº	Driver	Time	Nº	Driver	Time	Nº	Driver	Time	Clas	Nº	Driver	Ideal Lap	Best Lap	Clas
1	71	Brad Benavides	28.553	37	Vladislav Ryabov	37.428	41	Fernando Barrichello	27.334	1	99	José Garfias	1:33.593	1:33.728	3
2	84	Francesco Simonazzi	28.607	99	José Garfias	37.550	99	José Garfias	27.349	2	84	Francesco Simonazzi	1:33.595	1:33.725	2
3	95	Edward Pearson	28.649	95	Edward Pearson	37.577	84	Francesco Simonazzi	27.376	3	95	Edward Pearson	1:33.626	1:33.688	1
4	99	José Garfias	28.694	84	Francesco Simonazzi	37.612	71	Brad Benavides	27.396	4	71	Brad Benavides	1:33.635	1:33.733	4
5	41	Fernando Barrichello	28.700	11	Ricardo Escotto	37.680	95	Edward Pearson	27.400	5	37	Vladislav Ryabov	1:33.698	1:33.805	5
6	11	Ricardo Escotto	28.808	71	Brad Benavides	37.686	37	Vladislav Ryabov	27.423	6	41	Fernando Barrichello	1:33.726	1:33.812	6
7	37	Vladislav Ryabov	28.847	41	Fernando Barrichello	37.692	11	Ricardo Escotto	27.530	7	11	Ricardo Escotto	1:34.018	1:34.188	7



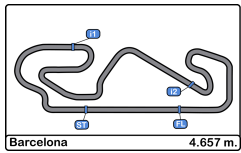


Circuit de Barcelona
Euroformula Open
Race - 3
Leader Sequence



N°	Driver	Nat	Cat	Clas	Team	Nat	Vehicle	Start Lap	End Lap	Laps	Total Laps
37	Vladislav Ryabov		R		Team Motopark		Dallara F320 Spiess	1	17	17	17



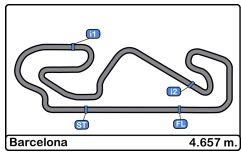


Circuit de Barcelona
Euroformula Open
Race - 3
Best 5 Lap Times



Cls	Nº	Driver	Nat	Cat	Cls	Team	Nat	Vehicle	Best 1		Best 2		Best 3		Best 4		Best 5	
									Time	Lap	Time	Lap	Time	Lap	Time	Lap	Time	Lap
1	95	Edward Pearson		GBR		Team Motopark		Dallara F320 Spiess	1:33.688	8	1:33.946	9	1:33.960	5	1:33.985	15	1:34.040	10
2	84	Francesco		ITA		BVM Racing		Dallara F320 Spiess	1:33.725	9	1:33.948	10	1:34.082	8	1:34.118	7	1:34.124	2
3	99	José Garfias		MEX		Team Motopark		Dallara F320 Spiess	1:33.728	8	1:33.904	15	1:33.952	9	1:34.059	2	1:34.063	11
4	71	Brad Benavides		USA		Team Motopark		Dallara F320 Spiess	1:33.733	2	1:33.827	9	1:33.975	6	1:33.979	8	1:34.038	7
5	37	Vladislav Ryabov		IND	R 1	Team Motopark		Dallara F320 Spiess	1:33.805	9	1:33.906	8	1:33.944	7	1:33.969	13	1:34.008	10
6	41	Fernando Barrichello		BRA	R 2	Team Motopark		Dallara F320 Spiess	1:33.812	8	1:33.941	9	1:34.090	7	1:34.179	11	1:34.180	6
7	11	Ricardo Escotto		MEX	R 3	Team Motopark		Dallara F320 Spiess	1:34.188	11	1:34.257	9	1:34.276	8	1:34.299	13	1:34.311	10



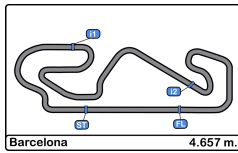


Circuito de Barcelona
Euroformula Open
Race - 3
Best 5 Top Speeds



Clas	Nº	Driver	Nat	Cat	Cls	Team	Nat	Vehicle	Top 1		Top 2		Top 3		Top 4		Top 5		Avg		
									Km/h	Lap	Km/h	Lap	Km/h	Lap	Km/h	Lap	Km/h	Lap			
1	71	Brad Benavides		USA		Team Motopark		DEU	Dallara F320 Spiess	244.3	4	241.0	15	239.4	8	238.9	3	238.9	11	240.5	
2	84	Francesco Simonazzi		ITA		BVM Racing		ITA	Dallara F320 Spiess	241.6	17	241.0	5	241.0	13	241.0	16	240.0	6	240.9	
3	95	Edward Pearson		GBR		Team Motopark		DEU	Dallara F320 Spiess	240.5	4	237.8	9	236.8	10	236.8	17	236.3	6	237.6	
4	99	José Garfias		MEX		Team Motopark		DEU	Dallara F320 Spiess	240.5	16	240.0	17	239.4	4	238.4	14	237.8	13	239.2	
5	41	Fernando Barrichello		BRA	R	1	Team Motopark		DEU	Dallara F320 Spiess	238.4	6	237.8	5	237.8	8	237.8	13	237.3	3	237.8
6	11	Ricardo Escotto		MEX	R	2	Team Motopark		DEU	Dallara F320 Spiess	234.7	8	234.7	14	234.7	16	234.7	17	234.2	9	234.6
7	37	Vladislav Ryabov		RUS	R	3	Team Motopark		DEU	Dallara F320 Spiess	232.2	17	231.7	3	231.7	8	231.7	10	231.7	13	231.8



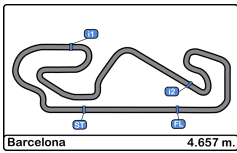


Circuit de Barcelona
Euroformula Open
Race - 3
Fastest Laps Sequence



Lap	Time of Day	Session Time	Nº Driver	Nat	Cat	Team	Nat	Vehicle	Time	Km/h
2	18:21:18.951	3:12.951	37 Vladislav Ryabov		ND	R Team Motopark		DEU Dallara F320 Spiess	1:34.591	177.2
2	18:21:19.230	3:13.230	41 Fernando Barrichello		BRA	R Team Motopark		DEU Dallara F320 Spiess	1:34.441	177.5
2	18:21:19.687	3:13.687	95 Edward Pearson		GBR	Team Motopark		DEU Dallara F320 Spiess	1:34.190	177.9
2	18:21:20.372	3:14.372	99 José Garfías		MEX	Team Motopark		DEU Dallara F320 Spiess	1:34.059	178.2
2	18:21:21.287	3:15.287	71 Brad Benavides		USA	Team Motopark		DEU Dallara F320 Spiess	1:33.733	178.8
8	18:30:44.653	12:38.653	95 Edward Pearson		GBR	Team Motopark		DEU Dallara F320 Spiess	1:33.688	178.9





Circuit de Barcelona

Euroformula Open

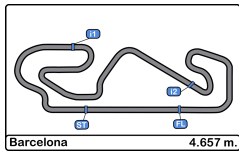
Race - 3

Event Best Maximum Speed



Nº	Driver	Nat	Cat	Clas	Team	Nat	Vehicle	Km/h	Session
71	Brad Benavides	USA			Team Motopark	DEU	Dallara F320 Spiess	244.3	Race - 3
84	Francesco Simonazzi	ITA			BVM Racing	ITA	Dallara F320 Spiess	243.7	Race - 1
41	Fernando Barrichello	BRA	R	1	Team Motopark	DEU	Dallara F320 Spiess	242.6	Race - 1
99	José Garfias	MEX			Team Motopark	DEU	Dallara F320 Spiess	242.1	Race - 2
11	Ricardo Escotto	MEX	R	2	Team Motopark	DEU	Dallara F320 Spiess	240.5	Race - 1
95	Edward Pearson	GBR			Team Motopark	DEU	Dallara F320 Spiess	240.5	Race - 3
37	Vladislav Ryabov	RUS	R	3	Team Motopark	DEU	Dallara F320 Spiess	238.4	Race - 1
23		X				X		235.8	Private test 1





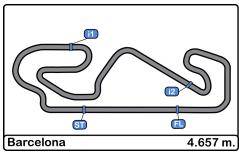
Circuit de Barcelona
Euroformula Open
Race - 3
Lap Chart



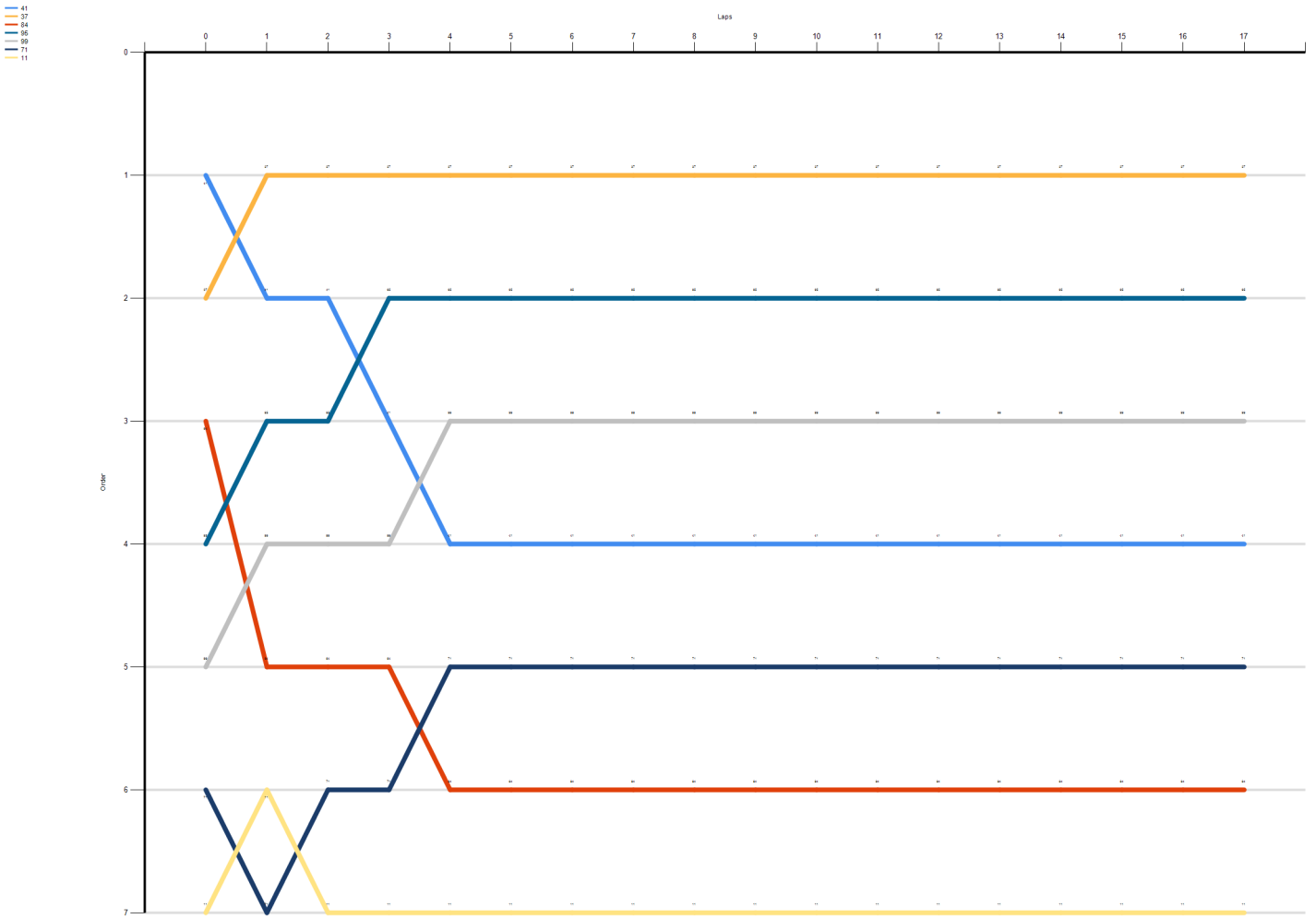
LAP

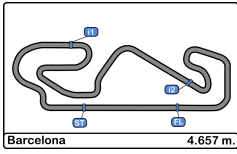
Nr	Pos	Grid	1	2	3	4	5	6	7	8	9	10	11	12	13	14	15	16	17
41	1	41	37	37	37	37	37	37	37	37	37	37	37	37	37	37	37	37	37
37	2	37	41	41	95	95	95	95	95	95	95	95	95	95	95	95	95	95	95
84	3	84	95	95	41	99	99	99	99	99	99	99	99	99	99	99	99	99	99
95	4	95	99	99	99	41	41	41	41	41	41	41	41	41	41	41	41	41	41
99	5	99	84	84	84	71	71	71	71	71	71	71	71	71	71	71	71	71	71
71	6	71	11	71	71	84	84	84	84	84	84	84	84	84	84	84	84	84	84
11	7	11	71	11	11	11	11	11	11	11	11	11	11	11	11	11	11	11	11





Circuit de Barcelona
Euroformula Open
Race - 3
Graphic Lap Chart



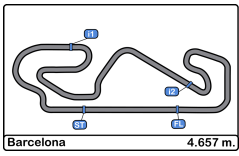


Circuit de Barcelona
Euroformula Open
Race - 3
Pit Stop Analysis



Or d.	Nr.	In Day	Time	Team	Nat	Driver 1	Nat	Driver 2	Nat	Vehicle	Cat	In Time	Stop N°	Pit Time	Handicap	Diff.
----------	-----	--------	------	------	-----	----------	-----	----------	-----	---------	-----	---------	---------	----------	----------	-------

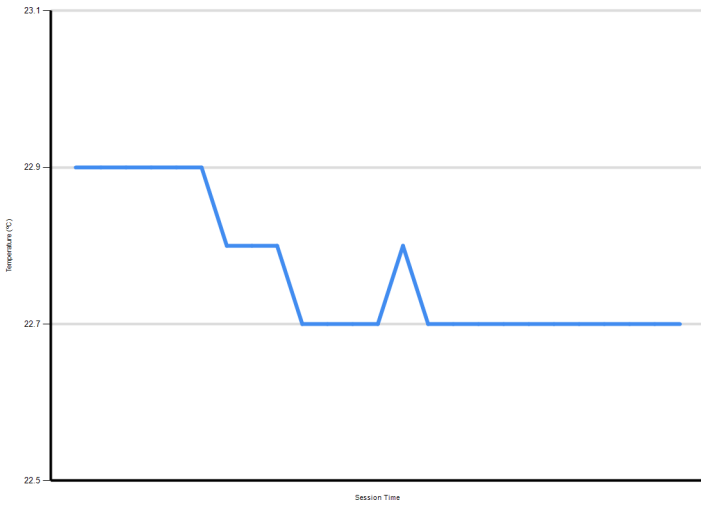




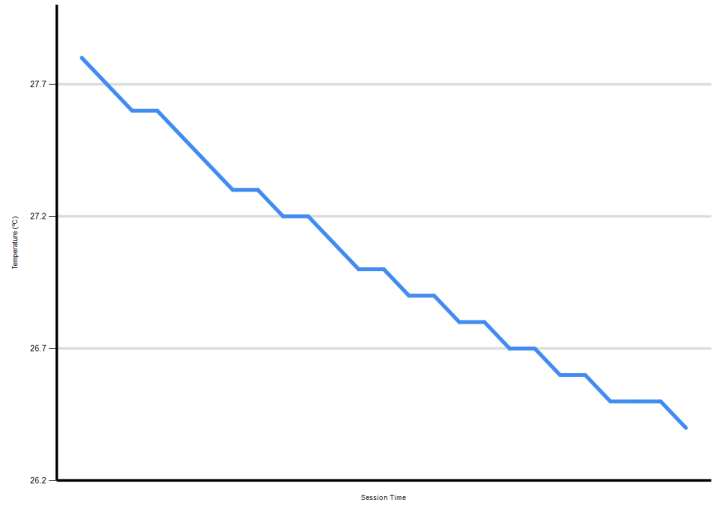
Circuit de Barcelona
Euroformula Open
Race - 3
Weather Report



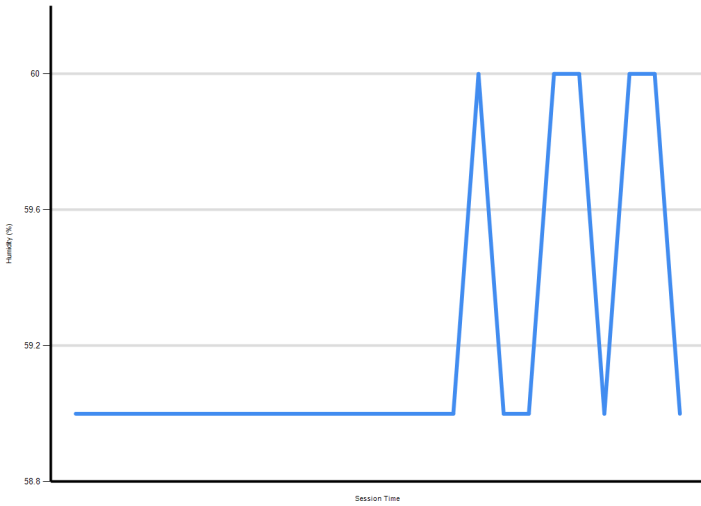
Air Temperature




Track Temperature



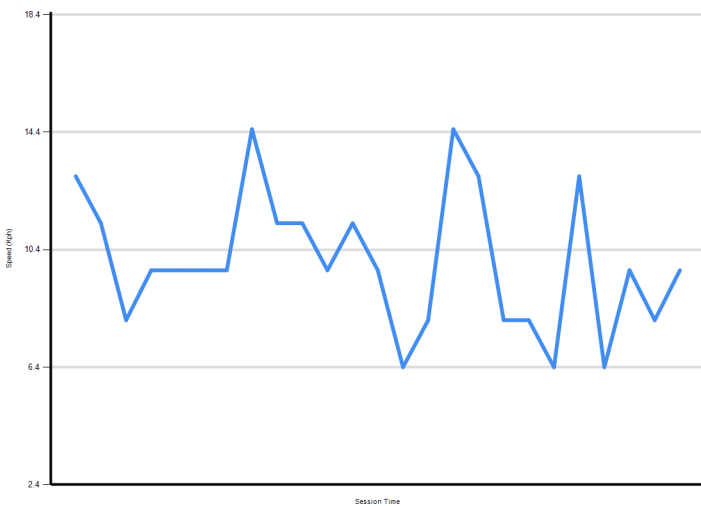
Humidity



Pressure



Wind Speed



Wind direction

