

Autodromo Nazionale Monza
Euroformula Open
Free practice - 1
Provisional Results



Clas	Nº	Driver	Nat	Cat	Clas	Team	Nat	Vehicle	Laps	Best	Time	Gap	Interval	Km/h
1	71	Brad Benavides	USA			Team Motopark	DEU	Dallara F320 Spiess	16	15	1:54.910			181.4
2	21	Yevan David	LKA	R	1	Team Motopark	DEU	Dallara F320 Spiess	16	15	1:54.970	0.060	0.060	181.3
3	41	Fernando Barrichello	BRA	R	2	Team Motopark	DEU	Dallara F320 Spiess	15	14	1:55.004	0.094	0.034	181.3
4	26	Jakob Bergmeister	DEU			Team Motopark	DEU	Dallara F320 Spiess	16	13	1:55.391	0.481	0.387	180.7
5	99	José Garfias	MEX			Team Motopark	DEU	Dallara F320 Spiess	17	14	1:55.396	0.486	0.005	180.7
6	37	Vladislav Ryabov	MDA	R	3	Team Motopark	DEU	Dallara F320 Spiess	17	16	1:55.953	1.043	0.557	179.8
7	84	Francesco Simonazzi	ITA			BVM Racing	ITA	Dallara F320 Spiess	17	11	1:55.984	1.074	0.031	179.8
8	65	Roman Roubíček	CZE	GC	1	STKMelnik.cz	CZE	Dallara F320 HWA	18	16	2:02.803	7.893	6.819	169.8


Published at:.....

Track Temp: 17.2 °C Air Temp: 16.1 °C Humidity: 97 % Track Status: WET

Race Director:

Timekeeper:





Autodromo Nazionale Monza
Euroformula Open
Free practice - 1
Provisional Results by Category



Rookie														
Clas	Nº	Driver	Nat	Cat	Clas	Team	Nat	Vehicle	Laps	Best	Time	Gap	Interval	Km/h
1	21	Yevan David		R	1	Team Motopark		Dallara F320 Spiess	16	15	1:54.970			181.3
2	41	Fernando Barrichello		R	2	Team Motopark		Dallara F320 Spiess	15	14	1:55.004	0.034	0.034	181.3
3	37	Vladislav Ryabov		R	3	Team Motopark		Dallara F320 Spiess	17	16	1:55.953	0.983	0.949	179.8

GC														
Clas	Nº	Driver	Nat	Cat	Clas	Team	Nat	Vehicle	Laps	Best	Time	Gap	Interval	Km/h
1	65	Roman Roubíček		GC	1	STKMelnik.cz		Dallara F320 HWA	18	16	2:02.803			169.8

Clas	Nº	Driver	Nat	Cat	Clas	Team	Nat	Vehicle	Laps	Best	Time	Gap	Interval	Km/h
1	71	Brad Benavides				Team Motopark		Dallara F320 Spiess	16	15	1:54.910			181.4
2	26	Jakob Bergmeister				Team Motopark		Dallara F320 Spiess	16	13	1:55.391	0.481	0.481	180.7
3	99	José Garfias				Team Motopark		Dallara F320 Spiess	17	14	1:55.396	0.486	0.005	180.7
4	84	Francesco Simonazzi				BVM Racing		Dallara F320 Spiess	17	11	1:55.984	1.074	0.588	179.8


Published at:.....

Track Temp: 17.2 °C Air Temp: 16.1 °C Humidity: 97 % Track Status: WET

Race Director:

Timekeeper:





Autodromo Nazionale Monza
Euroformula Open
Free practice - 1
Lap Analysis



21

Yevan David

Dallara F320 Spiess **37**

Vladislav Ryabov

Dallara F320 Spiess

Rookie

Team Motopark

Rookie

Team Motopark

Lap	D	Time	Sector 1	Sector 2	Sector 3	T. Spd	Elapsed	Lap	D	Time	Sector 1	Sector 2	Sector 3	T. Spd	Elapsed
1		9:52:35.734 P	9:51:05.366	42.696	47.672	183.6	9:52:35.734	1		9:52:50.395 P	9:51:14.990	43.167	52.238	146.5	9:52:50.395
2		3:34.967 P	2:06.379	41.661	46.927	187.5	9:56:10.701	2		5:03.555 P	3:31.212	42.230	50.113	182.1	9:57:53.950
3		3:57.370 P	2:24.539	40.646	52.185	192.8	10:00:08.071	3		4:58.935	3:35.703	41.171	42.061	144.5	10:02:52.885
4		2:46.703 P	1:17.915	40.341	48.447	182.7	10:02:54.774	4		1:58.676	38.388	40.056	40.232	232.7	10:04:51.561
5		2:41.864	1:21.979	40.187	39.698	197.8	10:05:36.638	5		1:57.979	38.226	39.792	39.961	234.7	10:06:49.540
6		1:56.933	37.771	39.706	39.456	233.2	10:07:33.571	6		1:58.008	37.962	39.981	40.065	234.7	10:08:47.548
7		2:00.133	37.770	39.798	42.565	234.7	10:09:33.704	7		1:57.502	37.913	39.828	39.761	235.8	10:10:45.050
8		1:56.406	37.568	39.458	39.380	236.3	10:11:30.110	8		1:57.367	37.934	39.468	39.965	234.7	10:12:42.417
9		2:02.316 P	37.674	39.331	45.311	235.8	10:13:32.426	9		1:57.291	37.780	39.744	39.767	236.8	10:14:39.708
10		6:15.134	4:54.424	39.564	41.146	182.4	10:19:47.560	10		2:05.337 P	38.919	39.537	46.881	230.7	10:16:45.045
11		1:56.960	37.681	40.079	39.200	234.2	10:21:44.520	11		4:11.891	2:50.344	41.695	39.852	118.2	10:20:56.936
12		1:55.754	37.613	38.923	39.218	235.2	10:23:40.274	12		1:57.297	37.895	40.035	39.367	233.7	10:22:54.233
13		1:55.736	37.906	38.925	38.905	236.3	10:25:36.010	13		1:56.186	37.617	39.476	39.093	235.2	10:24:50.419
14		1:55.324	37.702	38.643	38.979	237.3	10:27:31.334	14		1:56.390	37.491	39.502	39.397	236.3	10:26:46.809
15		1:54.970	37.311	38.894	38.765	238.4	10:29:26.304	15		1:56.129	37.508	39.435	39.186	238.4	10:28:42.938
16		2:01.911 P	37.365	38.847	45.699	238.4	10:31:28.215	16		1:55.953	37.549	39.153	39.251	239.4	10:30:38.891
17		2:08.301 P						17		2:08.301 P	37.570	42.330	48.401	237.8	10:32:47.192

26

Jakob Bergmeister

Dallara F320 Spiess

Fernando Barrichello

Dallara F320 Spiess


Team Motopark

Rookie

Team Motopark

Lap	D	Time	Sector 1	Sector 2	Sector 3	T. Spd	Elapsed	Lap	D	Time	Sector 1	Sector 2	Sector 3	T. Spd	Elapsed
1		9:52:59.176 P	9:51:19.448	44.567	55.161	150.2	9:52:59.176	1		9:52:47.089 P	9:51:12.059	43.120	51.910	152.9	9:52:47.089
2		5:39.237 P	4:05.491	42.823	50.923	183.6	9:58:38.413	2		4:45.202 P	3:14.133	42.423	48.646	176.4	9:57:32.291
3		3:46.194	2:23.067	41.507	41.620	148.1	10:02:24.607	3		5:16.885 P	3:45.881	41.819	49.185	151.2	10:02:49.176
4		1:58.454	38.104	40.121	40.229	233.2	10:04:23.061	4		2:36.087	1:14.803	40.821	40.463	196.3	10:05:25.263
5		1:56.885	37.821	39.482	39.582	235.2	10:06:19.946	5		1:57.709	37.903	39.938	39.868	232.7	10:07:22.972
6		1:57.330	37.634	39.684	40.012	236.3	10:08:17.276	6		2:00.463	41.268	39.491	39.704	232.7	10:09:23.435
7		1:56.367	37.608	39.397	39.362	235.8	10:10:13.643	7		1:56.946	37.943	39.608	39.395	233.2	10:11:20.381
8		2:03.543	42.668	40.959	39.916	236.3	10:12:17.186	8		1:56.900	37.752	39.690	39.458	235.2	10:13:17.281
9		2:09.180 P	37.527	39.354	52.299	236.3	10:14:26.366	9		1:56.430	37.903	39.301	39.226	234.7	10:15:13.711
10		5:59.411	4:35.669	42.816	40.926	190.8	10:20:25.777	10		2:03.681 P	37.664	39.526	46.491	234.7	10:17:17.392
11		1:56.862	37.759	39.593	39.510	235.2	10:22:22.639	11		6:27.099 P	5:00.165	40.021	46.913	197.8	10:23:44.491
12		1:56.029	37.512	39.170	39.347	236.3	10:24:18.668	12		2:50.843	1:31.756	39.638	39.449	199.2	10:26:35.334
13		1:55.391	37.361	39.018	39.012	237.8	10:26:14.059	13		1:56.208	38.206	39.254	38.748	235.8	10:28:31.542
14		2:07.340	37.300	50.066	39.974	240.0	10:28:21.399	14		1:55.004	37.591	38.811	38.602	237.8	10:30:26.546
15		1:55.426	37.676	39.005	38.745	238.9	10:30:16.825	15		2:10.690 P	38.824	39.283	52.583	236.8	10:32:37.236
16		2:12.471 P	41.130	41.542	49.799	231.7	10:32:29.296								





Autodromo Nazionale Monza
Euroformula Open
Free practice - 1
Lap Analysis



65

Roman Roubíček

Dallara F320 HWA

84

Francesco Simonazzi

Dallara F320 Spiess

GC

STKMelnik.cz

BVM Racing

Lap	D	Time	Sector 1	Sector 2	Sector 3	T. Spd	Elapsed	Lap	D	Time	Sector 1	Sector 2	Sector 3	T. Spd	Elapsed
1		9:53:22.250	9:51:45.507	50.939	45.804	152.9	9:53:22.250	1		9:53:01.935 P	9:51:26.507	40.678	54.750	193.8	9:53:01.935
2		2:22.959 P	40.057	44.256	58.646	225.4	9:55:45.209	2		2:49.835 P	1:20.832	41.059	47.944	196.7	9:55:51.770
3		3:45.117	2:18.069	43.545	43.503	185.8	9:59:30.326	3		2:45.874	1:25.363	40.125	40.386	197.4	9:58:37.644
4		2:07.753	39.799	44.387	43.567	226.8	10:01:38.079	4		1:58.642	38.221	40.171	40.250	233.2	10:00:36.286
5		2:05.547	39.515	42.860	43.172	228.3	10:03:43.626	5		1:59.810	38.391	40.465	40.954	233.2	10:02:36.096
6		2:05.832	40.079	42.801	42.952	229.2	10:05:49.458	6		1:58.928	38.375	39.982	40.571	235.2	10:04:35.024
7		2:05.595	39.840	42.940	42.815	208.8	10:07:55.053	7		1:58.378	38.050	39.857	40.471	234.7	10:06:33.402
8		2:04.621	39.195	42.553	42.873	231.7	10:09:59.674	8		2:04.602 P	38.154	40.194	46.254	236.3	10:08:38.004
9		2:20.842 P	39.235	42.966	58.641	231.7	10:12:20.516	9		5:08.981	3:49.975	39.490	39.516	200.3	10:13:46.985
10		4:28.165	2:59.279	46.121	42.765	163.8	10:16:48.681	10		1:56.477	37.726	39.462	39.289	237.8	10:15:43.462
11		2:05.402	39.471	42.949	42.982	231.7	10:18:54.083	11		1:55.984	37.623	39.378	38.983	237.8	10:17:39.446
12		2:07.086	39.209	44.607	43.270	225.4	10:21:01.169	12		2:02.097 P	37.616	39.068	45.413	238.9	10:19:41.543
13		2:04.220	39.098	42.722	42.400	234.2	10:23:05.389	13		4:30.618	3:08.170	41.635	40.813	196.7	10:24:12.161
14		2:03.675	38.878	42.620	42.177	233.2	10:25:09.064	14		1:58.333	38.184	40.445	39.704	236.8	10:26:10.494
15		2:03.089	38.923	41.823	42.343	234.7	10:27:12.153	15		1:57.291	37.945	39.608	39.738	237.8	10:28:07.785
16		2:02.803	38.729	42.060	42.014	234.7	10:29:14.956	16		1:56.155	37.735	39.370	39.050	237.3	10:30:03.940
17		2:03.020	38.595	42.252	42.173	235.2	10:31:17.976	17		2:08.153 P	39.784	39.595	48.774	238.9	10:32:12.093
18		2:19.631 P	38.851	42.006	58.774	234.2	10:33:37.607								

71

Brad Benavides

Dallara F320 Spiess

99

José Garfias


Dallara F320 Spiess

Team Motopark

Team Motopark

Lap	D	Time	Sector 1	Sector 2	Sector 3	T. Spd	Elapsed	Lap	D	Time	Sector 1	Sector 2	Sector 3	T. Spd	Elapsed
1		9:52:31.734	9:51:06.270	43.112	42.352	174.4	9:52:31.734	1		9:52:55.481 P	9:51:16.923	44.301	54.257	150.2	9:52:55.481
2		2:08.843 P	39.381	40.983	48.479	225.4	9:54:40.577	2		4:44.479 P	3:15.352	41.272	47.855	194.9	9:57:39.960
3		4:51.501	3:28.087	41.874	41.540	183.9	9:59:32.078	3		2:40.243	1:19.671	40.133	40.439	197.4	10:00:20.203
4		2:09.058 P	39.864	41.156	48.038	225.0	10:01:41.136	4		1:57.700	38.088	39.976	39.636	231.7	10:02:17.903
5		4:08.386	2:47.494	40.427	40.465	191.4	10:05:49.522	5		1:58.129	38.120	40.341	39.668	232.7	10:04:16.032
6		1:56.419	37.642	39.519	39.258	234.7	10:07:45.941	6		1:56.955	37.758	39.551	39.646	234.2	10:06:12.987
7		1:58.456	37.555	40.777	40.124	235.2	10:09:44.397	7		1:57.313	37.786	39.574	39.953	234.7	10:08:10.300
8		4:59.104	38.669	40.643	39.792	236.8	10:11:43.501	8		1:56.645	37.752	39.508	39.385	235.8	10:10:06.945
9		1:55.995	37.427	39.046	39.522	237.3	10:13:39.496	9		1:56.394	37.355	39.350	39.689	236.8	10:12:03.339
10		1:55.876	37.444	39.023	39.409	236.8	10:15:35.372	10		2:05.733 P	37.765	39.222	48.746	237.3	10:14:09.072
11		1:55.463	37.345	38.961	39.157	237.8	10:17:30.835	11		7:02.425	5:43.973	39.424	39.028	198.8	10:21:11.497
12		2:06.300 P	38.044	41.425	46.831	237.8	10:19:37.135	12		1:55.402	37.371	39.036	38.995	236.8	10:23:06.899
13		6:26.802 P	5:00.933	39.736	46.133	199.2	10:26:03.937	13		1:57.247	38.245	40.080	38.922	237.3	10:25:04.146
14		2:32.320	1:10.962	40.709	40.649	174.1	10:28:36.257	14		1:55.396	37.318	39.126	38.952	236.8	10:26:59.542
15		1:54.910	37.114	38.865	38.931	240.0	10:30:31.167	15		4:55.795	37.560	39.057	39.178	237.8	10:28:55.337
16		2:07.468 P	37.252	39.018	51.198	239.4	10:32:38.635	16		1:55.487	37.367	39.336	38.784	238.9	10:30:50.824
17								17		2:06.502 P	37.432	38.915	50.155	238.9	10:32:57.326






Autodromo Nazionale Monza
Euroformula Open
Free practice - 1
Best Sectors Results



Sector - 1			Sector - 2			Sector - 3			Ideal Lap vs Best Lap						
Clas	Nº	Driver	Time	Nº	Driver	Time	Nº	Driver	Time	Clas	Nº	Driver	Ideal Lap	Best Lap	Clas
1	71	Brad Benavides	37.114	21	Yevan David	38.643	41	Fernando Barrichello	38.602	1	21	Yevan David	1:54.719	1:54.970	2
2	26	Jakob Bergmeister	37.300	41	Fernando Barrichello	38.811	26	Jakob Bergmeister	38.745	2	71	Brad Benavides	1:54.910	1:54.910	1
3	21	Yevan David	37.311	71	Brad Benavides	38.865	21	Yevan David	38.765	3	41	Fernando Barrichello	1:55.004	1:55.004	3
4	99	José Garfias	37.318	99	José Garfias	38.915	99	José Garfias	38.784	4	99	José Garfias	1:55.017	1:55.396	5
5	37	Vladislav Ryabov	37.491	26	Jakob Bergmeister	39.005	71	Brad Benavides	38.931	5	26	Jakob Bergmeister	1:55.050	1:55.391	4
6	41	Fernando Barrichello	37.591	84	Francesco Simonazzi	39.068	84	Francesco Simonazzi	38.983	6	84	Francesco Simonazzi	1:55.667	1:55.984	7
7	84	Francesco Simonazzi	37.616	37	Vladislav Ryabov	39.153	37	Vladislav Ryabov	39.093	7	37	Vladislav Ryabov	1:55.737	1:55.953	6
8	65	Roman Roubíček	38.595	65	Roman Roubíček	41.823	65	Roman Roubíček	42.014	8	65	Roman Roubíček	2:02.432	2:02.803	8






Autodromo Nazionale Monza
Euroformula Open
Free practice - 1
Best 5 Lap Times



Cls	N°	Driver	Nat	Cat	Cls	Team	Nat	Vehicle	Best 1		Best 2		Best 3		Best 4		Best 5	
									Time	Lap	Time	Lap	Time	Lap	Time	Lap	Time	Lap
1	71	Brad Benavides				Team Motopark		Dallara F320 Spiess	1:54.910	15	1:55.463	11	1:55.876	10	1:55.995	9	1:56.419	6
2	21	Yevan David		R	1	Team Motopark		Dallara F320 Spiess	1:54.970	15	1:55.324	14	1:55.736	13	1:55.754	12	1:56.406	8
3	41	Fernando Barrichello		R	2	Team Motopark		Dallara F320 Spiess	1:55.004	14	1:56.208	13	1:56.430	9	1:56.900	8	1:56.946	7
4	26	Jakob Bergmeister				Team Motopark		Dallara F320 Spiess	1:55.391	13	1:55.426	15	1:56.029	12	1:56.367	7	1:56.862	11
5	99	José Garfias				Team Motopark		Dallara F320 Spiess	1:55.396	14	1:55.402	12	1:55.487	16	1:56.394	9	1:56.645	8
6	37	Vladislav Ryabov		R	3	Team Motopark		Dallara F320 Spiess	1:55.953	16	1:56.129	15	1:56.186	13	1:56.390	14	1:57.291	9
7	84	Francesco				BVM Racing		Dallara F320 Spiess	1:55.984	11	1:56.155	16	1:56.477	10	1:57.291	15	1:58.333	14
8	65	Roman Roubíček		GC	1	STKMelnik.cz		Dallara F320 HWA	2:02.803	16	2:03.020	17	2:03.089	15	2:03.675	14	2:04.220	13






Autodromo Nazionale Monza
Euroformula Open
Free practice - 1
Best 5 Top Speeds



Clas	N°	Driver	Nat	Cat	Cls	Team	Nat	Vehicle	Top 1		Top 2		Top 3		Top 4		Top 5		Avg
									Km/h	Lap	Km/h	Lap	Km/h	Lap	Km/h	Lap	Km/h	Lap	
1	26	Jakob Bergmeister		DEU		Team Motopark		Dallara F320 Spiess	240.0	14	238.9	15	237.8	13	236.3	6	236.3	8	237.8
2	71	Brad Benavides		USA		Team Motopark		Dallara F320 Spiess	240.0	15	239.4	16	237.8	11	237.8	12	237.3	9	238.5
3	37	Vladislav Ryabov		IND	R 1	Team Motopark		Dallara F320 Spiess	239.4	16	238.4	15	237.8	17	236.8	9	236.3	14	237.7
4	84	Francesco Simonazzi		ITA		BVM Racing		Dallara F320 Spiess	238.9	12	238.9	17	237.8	10	237.8	11	237.8	15	238.3
5	99	José Garfias		MEX		Team Motopark		Dallara F320 Spiess	238.9	16	238.9	17	237.8	15	237.3	10	237.3	13	238.0
6	21	Yevan David		USA	R 2	Team Motopark		Dallara F320 Spiess	238.4	15	238.4	16	237.3	14	236.3	8	236.3	13	237.3
7	41	Fernando Barrichello		BRA	R 3	Team Motopark		Dallara F320 Spiess	237.8	14	236.8	15	235.8	13	235.2	8	234.7	9	236.1
8	65	Roman Roubíček		CZE	GC 1	STKMelnik.cz		Dallara F320 HWA	235.2	17	234.7	15	234.7	16	234.2	13	234.2	18	234.6






Autodromo Nazionale Monza
Euroformula Open
Free practice - 1
Fastest Laps Sequence



Lap	Time of Day	Session Time	Nº	Driver	Nat	Cat	Team	Nat	Vehicle	Time	Km/h
2	9:54:40.577	4:40.577	71	Brad Benavides	USA		Team Motopark	DEU	Dallara F320 Spiess	2:08.843	161.8
4	10:00:36.286	10:36.286	84	Francesco Simonazzi	ITA	ITA	BVM Racing	ITA	Dallara F320 Spiess	1:58.642	175.7
4	10:02:17.903	12:17.903	99	José Garfias	MEX		Team Motopark	DEU	Dallara F320 Spiess	1:57.700	177.1
6	10:06:12.987	16:12.987	99	José Garfias	MEX		Team Motopark	DEU	Dallara F320 Spiess	1:56.955	178.3
5	10:06:19.946	16:19.946	26	Jakob Bergmeister	DEU		Team Motopark	DEU	Dallara F320 Spiess	1:56.885	178.4
6	10:07:45.941	17:45.941	71	Brad Benavides	USA		Team Motopark	DEU	Dallara F320 Spiess	1:56.419	179.1
7	10:10:13.643	20:13.643	26	Jakob Bergmeister	DEU		Team Motopark	DEU	Dallara F320 Spiess	1:56.367	179.2
9	10:13:39.496	23:39.496	71	Brad Benavides	USA		Team Motopark	DEU	Dallara F320 Spiess	1:55.995	179.7
10	10:15:35.372	25:35.372	71	Brad Benavides	USA		Team Motopark	DEU	Dallara F320 Spiess	1:55.876	179.9
11	10:17:30.835	27:30.835	71	Brad Benavides	USA		Team Motopark	DEU	Dallara F320 Spiess	1:55.463	180.6
12	10:23:06.899	33:06.899	99	José Garfias	MEX		Team Motopark	DEU	Dallara F320 Spiess	1:55.402	180.7
13	10:26:14.059	36:14.059	26	Jakob Bergmeister	DEU		Team Motopark	DEU	Dallara F320 Spiess	1:55.391	180.7
14	10:27:31.334	37:31.334	21	Yevan David	LVA	R	Team Motopark	DEU	Dallara F320 Spiess	1:55.324	180.8
15	10:29:26.304	39:26.304	21	Yevan David	LVA	R	Team Motopark	DEU	Dallara F320 Spiess	1:54.970	181.3
15	10:30:31.167	40:31.167	71	Brad Benavides	USA		Team Motopark	DEU	Dallara F320 Spiess	1:54.910	181.4






Autodromo Nazionale Monza
Euroformula Open
Free practice - 1
Event Best Maximum Speed



N°	Driver	Nat	Cat	Clas	Team	Nat	Vehicle	Km/h	Session
84	Francesco Simonazzi		ITA		BVM Racing		Dallara F320 Spiess	243.2	Private test 1
99	José Garfias		MEX		Team Motopark		Dallara F320 Spiess	242.6	Private test 1
26	Jakob Bergmeister		DEU		Team Motopark		Dallara F320 Spiess	240.0	Free practice - 1
71	Brad Benavides		USA		Team Motopark		Dallara F320 Spiess	240.0	Free practice - 1
37	Vladislav Ryabov		ND	R 1	Team Motopark		Dallara F320 Spiess	239.4	Free practice - 1
21	Yevan David		LVA	R 2	Team Motopark		Dallara F320 Spiess	238.4	Free practice - 1
41	Fernando Barrichello		BRA	R 3	Team Motopark		Dallara F320 Spiess	237.8	Free practice - 1
65	Roman Roubíček		CZE	GC 1	STKMelnik.cz		Dallara F320 HWA	235.8	Private test 1





Autodromo Nazionale Monza

Euroformula Open

Free practice - 1

Pit Stop Analysis



21 Yevan David Dallara F320 Spiess

Rookie Team Motopark

N°	In Day Time	In Time	Out Time	Pit Time	T. Pit Time	Handicap	Diff.
1	9:52:30.189	9:52:30.189	9:54:02.169	1:31.980	1:31.980		
2	9:56:04.967	9:56:04.967	9:57:56.071	1:51.104	3:23.084		
3	10:00:01.709	10:00:01.709	10:00:30.831	29.122	3:52.206		
4	10:02:48.670	10:02:48.670	10:03:29.939	41.269	4:33.475		
5	10:13:26.809	10:13:26.809	10:17:34.232	4:07.423	8:40.898		

26 Jakob Bergmeister Dallara F320 Spiess

Team Motopark

N°	In Day Time	In Time	Out Time	Pit Time	T. Pit Time	Handicap	Diff.
1	9:52:51.720	9:52:51.720	9:56:22.644	3:30.924	3:30.924		
2	9:58:32.173	9:58:32.173	10:00:19.551	1:47.378	5:18.302		
3	10:14:19.876	10:14:19.876	10:18:21.923	4:02.047	9:20.349		

37 Vladislav Ryabov Dallara F320 Spiess

Rookie Team Motopark

N°	In Day Time	In Time	Out Time	Pit Time	T. Pit Time	Handicap	Diff.
1	9:52:42.934	9:52:42.934	9:55:41.265	2:58.331	2:58.331		
2	9:57:47.791	9:57:47.791	10:00:47.890	3:00.099	5:58.430		
3	10:16:38.900	10:16:38.900	10:18:54.185	2:15.285	8:13.715		

41 Fernando Barrichello Dallara F320 Spiess

Rookie Team Motopark

N°	In Day Time	In Time	Out Time	Pit Time	T. Pit Time	Handicap	Diff.
1	9:52:39.812	9:52:39.812	9:55:19.787	2:39.975	2:39.975		
2	9:57:26.631	9:57:26.631	10:00:36.615	3:09.984	5:49.959		
3	10:02:42.915	10:02:42.915	10:03:14.556	31.641	6:21.600		
4	10:17:11.652	10:17:11.652	10:21:31.073	4:19.421	10:41.021		
5	10:23:38.757	10:23:38.757	10:24:08.481	29.724	11:10.745		

65 Roman Roubíček Dallara F320 HWA

GC STKMelnik.cz

N°	In Day Time	In Time	Out Time	Pit Time	T. Pit Time	Handicap	Diff.
1	9:55:39.180	9:55:39.180	9:57:23.209	1:44.029	1:44.029		
2	10:12:14.381	10:12:14.381	10:14:26.565	2:12.184	3:56.213		

71 Brad Benavides Dallara F320 Spiess

Team Motopark

N°	In Day Time	In Time	Out Time	Pit Time	T. Pit Time	Handicap	Diff.
1	9:54:35.005	9:54:35.005	9:57:28.544	2:53.539	2:53.539		
2	10:01:35.598	10:01:35.598	10:03:50.606	2:15.008	5:08.547		
3	10:19:31.529	10:19:31.529	10:23:48.445	4:16.916	9:25.463		
4	10:25:58.524	10:25:58.524	10:26:25.353	26.829	9:52.292		

84 Francesco Simonazzi Dallara F320 Spiess

BVM Racing


N°	In Day Time	In Time	Out Time	Pit Time	T. Pit Time	Handicap	Diff.
1	9:52:54.566	9:52:54.566	9:53:30.387	35.821	35.821		
2	9:55:46.071	9:55:46.071	9:56:19.655	33.584	1:09.405		
3	10:08:32.767	10:08:32.767	10:11:50.347	3:17.580	4:26.985		
4	10:19:36.214	10:19:36.214	10:22:10.255	2:34.041	7:01.026		

99 José Garfias Dallara F320 Spiess

Team Motopark

N°	In Day Time	In Time	Out Time	Pit Time	T. Pit Time	Handicap	Diff.
1	9:52:48.519	9:52:48.519	9:55:30.303	2:41.784	2:41.784		
2	9:57:33.637	9:57:33.637	9:58:08.390	34.753	3:16.537		
3	10:14:03.328	10:14:03.328	10:19:03.533	5:00.205	8:16.742		

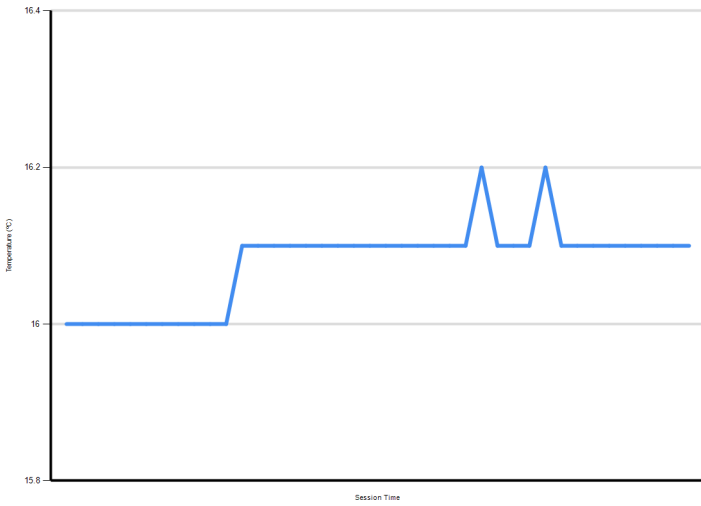




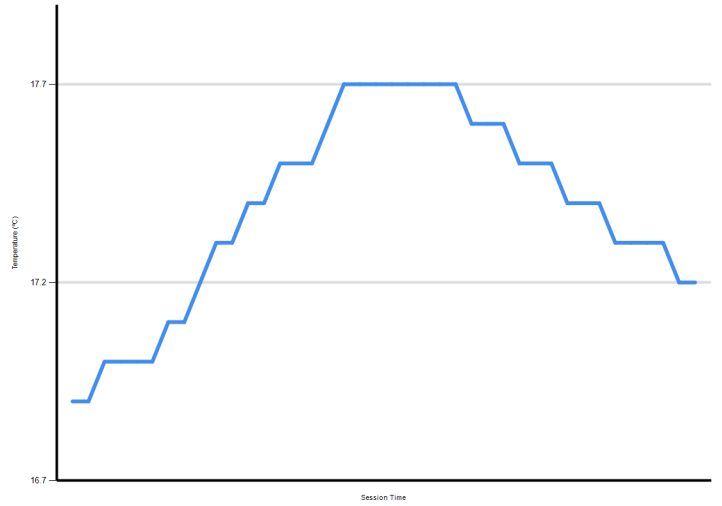
Autodromo Nazionale Monza
Euroformula Open
Free practice - 1
Weather Report




Air Temperature



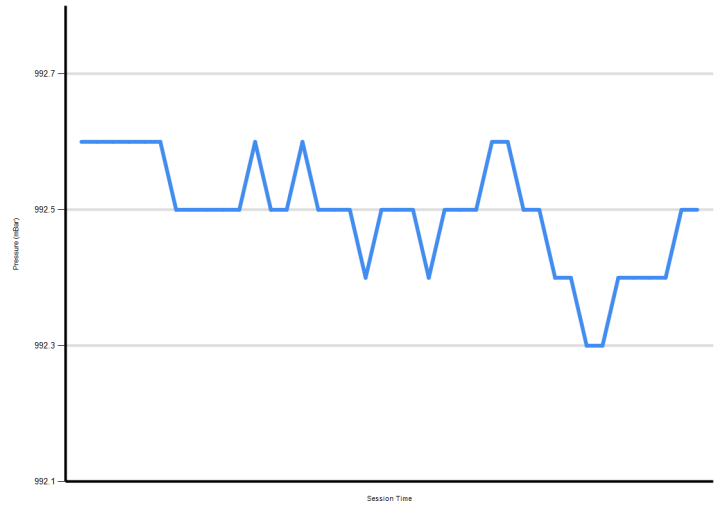
Track Temperature



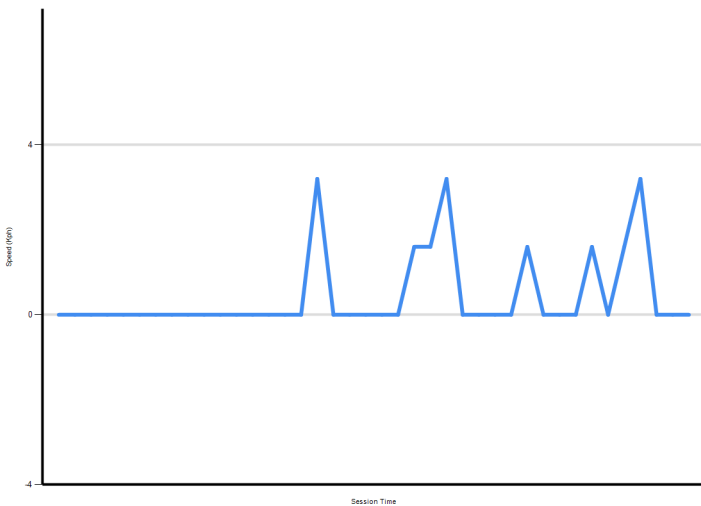
Humidity



Pressure



Wind Speed



Wind direction

