



**Autodromo Nazionale Monza**  
**Euroformula Open**  
**Free practice - 2**  
**Provisional Results**



Clas	Nº	Driver	Nat	Cat	Clas	Team	Nat	Vehicle	Laps	Best	Time	Gap	Interval	Km/h
1	99	José Garfias	MEX			Team Motopark	DEU	Dallara F320 Spiess	19	18	1:43.444			201.6
2	71	Brad Benavides	USA			Team Motopark	DEU	Dallara F320 Spiess	20	18	1:43.494	0.050	0.050	201.5
3	84	Francesco Simonazzi	ITA			BVM Racing	ITA	Dallara F320 Spiess	19	18	1:43.940	0.496	0.446	200.6
4	21	Yevan David	LVA	R	1	Team Motopark	DEU	Dallara F320 Spiess	21	20	1:44.188	0.744	0.248	200.1
5	41	Fernando Barrichello	BRA	R	2	Team Motopark	DEU	Dallara F320 Spiess	19	18	1:44.379	0.935	0.191	199.7
6	26	Jakob Bergmeister	DEU			Team Motopark	DEU	Dallara F320 Spiess	18	16	1:45.118	1.674	0.739	198.3
7	37	Vladislav Ryabov	MDA	R	3	Team Motopark	DEU	Dallara F320 Spiess	19	18	1:45.226	1.782	0.108	198.1
8	65	Roman Roubíček	CZE	GC	1	STKMelnik.cz	CZE	Dallara F320 HWA	15	14	1:53.113	9.669	7.887	184.3

Published at:.....


Track Temp: 24.7 °C Air Temp: 19.3 °C Humidity: 86 % Track Status: DRY

**Race Director:**

Neus Santamaría Sanromà


DPB-0825-ESP/CAT

**Timekeeper:**

  
 Luis Garcia

JOB-2654-ESP/M





**Autodromo Nazionale Monza**  
**Euroformula Open**  
**Free practice - 2**  
**Provisional Results by Category**



Rookie														
Clas	Nº	Driver	Nat	Cat	Clas	Team	Nat	Vehicle	Laps	Best	Time	Gap	Interval	Km/h
1	21	Yevan David		R	1	Team Motopark		Dallara F320 Spiess	21	20	1:44.188			200.1
2	41	Fernando Barrichello		R	2	Team Motopark		Dallara F320 Spiess	19	18	1:44.379	0.191	0.191	199.7
3	37	Vladislav Ryabov		R	3	Team Motopark		Dallara F320 Spiess	19	18	1:45.226	1.038	0.847	198.1

GC														
Clas	Nº	Driver	Nat	Cat	Clas	Team	Nat	Vehicle	Laps	Best	Time	Gap	Interval	Km/h
1	65	Roman Roubíček		GC	1	STKMelnik.cz		Dallara F320 HWA	15	14	1:53.113			184.3

Clas	Nº	Driver	Nat	Cat	Clas	Team	Nat	Vehicle	Laps	Best	Time	Gap	Interval	Km/h
1	99	José Garfias				Team Motopark		Dallara F320 Spiess	19	18	1:43.444			201.6
2	71	Brad Benavides				Team Motopark		Dallara F320 Spiess	20	18	1:43.494	0.050	0.050	201.5
3	84	Francesco Simonazzi				BVM Racing		Dallara F320 Spiess	19	18	1:43.940	0.496	0.446	200.6
4	26	Jakob Bergmeister				Team Motopark		Dallara F320 Spiess	18	16	1:45.118	1.674	1.178	198.3

Published at:.....

Track Temp: **24.7 °C** Air Temp: **19.3 °C** Humidity: **86 %** Track Status: **DRY**


**Race Director:**

Neus Santamaría Sanromà  
 DPB-0825-ESP/CAT

**Timekeeper:**

Luis Garcia  
 JOB-2654-ESP/M





**Autodromo Nazionale Monza**  
**Euroformula Open**  
**Free practice - 2**  
**Lap Analysis**




**21** Yevan David Dallara F320 Spiess **37** Vladislav Ryabov Dallara F320 Spiess

Rookie							Team Motopark							Rookie							Team Motopark						
Lap	D	Time	Sector 1	Sector 2	Sector 3	T. Spd	Elapsed	Lap	D	Time	Sector 1	Sector 2	Sector 3	T. Spd	Elapsed	Lap	D	Time	Sector 1	Sector 2	Sector 3	T. Spd	Elapsed				
1		14:22:28.642	14:21:11.245	38.788	38.609	193.2	14:22:28.642	1		14:25:26.047	14:24:08.033	39.446	38.568	175.6	14:25:26.047												
2		1:51.289	36.485	37.279	37.525	242.6	14:24:19.931	2		1:52.714	37.023	38.028	37.663	246.0	14:27:18.761												
3		1:51.478	36.763	36.954	37.761	244.3	14:26:11.409	3		1:51.793	36.453	37.643	37.697	247.7	14:29:10.554												
4		1:51.456	36.733	37.097	37.626	244.3	14:28:02.865	4		1:51.784	36.401	37.401	37.982	247.7	14:31:02.338												
5		1:50.559	36.217	37.099	37.243	247.1	14:29:53.424	5		1:51.050	36.111	37.305	37.634	248.2	14:32:53.388												
6		1:52.126	36.016	37.522	38.588	250.0	14:31:45.550	6		1:52.743	37.054	37.963	37.726	247.1	14:34:46.131												
7		2:00.957	41.371	39.790	39.796	210.5	14:33:46.507	7		1:50.972	36.351	36.908	37.713	248.2	14:36:37.103												
8		<del>1:49.895</del>	36.061	36.482	37.352	248.2	14:35:36.402	8		<del>1:58.885</del> P	36.184	37.637	45.064	248.2	14:38:35.988												
9		1:56.198 P	36.098	37.089	43.011	246.5	14:37:32.600	9		6:04.372	4:44.906	40.402	39.064	157.2	14:44:40.360												
10		4:45.981	3:28.951	39.369	37.661	196.0	14:42:18.581	10		<del>1:51.930</del>	36.092	37.999	37.839	248.2	14:46:32.290												
11		1:49.082	35.867	36.659	36.556	249.4	14:44:07.663	11		1:49.008	35.621	36.688	36.699	249.4	14:48:21.298												
12		1:47.341	35.503	35.672	36.166	251.7	14:45:55.004	12		<del>1:53.490</del>	38.823	38.055	36.612	249.4	14:50:14.788												
13		1:52.522 P	35.016	35.697	41.809	254.7	14:47:47.526	13		1:48.202	35.354	36.113	36.735	250.0	14:52:02.990												
14		3:05.032	1:48.988	38.758	37.286	199.6	14:50:52.558	14		1:46.847	35.010	35.576	36.261	250.5	14:53:49.837												
15		<del>1:49.237</del>	36.765	36.631	35.841	246.5	14:52:41.795	15		1:46.020	34.791	35.321	35.908	252.3	14:55:35.857												
16		1:45.732	34.831	35.174	35.727	252.9	14:54:27.527	16		1:45.915	34.556	35.511	35.848	251.7	14:57:21.772												
17		1:44.710	34.745	34.758	35.207	252.3	14:56:12.237	17		1:45.759	34.553	35.498	35.708	250.0	14:59:07.531												
18		1:45.575	34.482	35.756	35.337	253.5	14:57:57.812	18		1:45.226	34.569	35.081	35.576	251.1	15:00:52.757												
19		1:44.257	34.345	34.789	35.123	253.5	14:59:42.069	19		1:55.464 P	34.461	35.079	45.924	251.1	15:02:48.221												
20		1:44.188	34.299	34.906	34.983	253.5	15:01:26.257																				
21		1:53.533 P	34.336	34.572	44.625	253.5	15:03:19.790																				

**26** Jakob Bergmeister Dallara F320 Spiess **41** Fernando Barrichello Dallara F320 Spiess

Rookie							Team Motopark						
Lap	D	Time	Sector 1	Sector 2	Sector 3	T. Spd	Elapsed						
1		14:27:59.357	14:26:37.525	42.337	39.495	188.4	14:27:59.357						
2		1:53.235	36.993	38.032	38.210	245.4	14:29:52.592						
3		1:52.950	36.141	38.784	38.025	246.5	14:31:45.542						
4		1:51.622	36.047	37.581	37.994	247.1	14:33:37.164						
5		2:09.526 P	42.289	40.611	46.626	247.7	14:35:46.690						
6		4:30.430	3:09.095	41.476	39.859	170.6	14:40:17.120						
7		1:52.630	36.910	37.885	37.835	243.7	14:42:09.750						
8		1:51.128	35.992	37.953	37.183	250.5	14:44:00.878						
9		<del>1:52.590</del>	35.466	40.381	36.743	251.1	14:45:53.468						
10		1:54.008	40.575	36.676	36.757	251.1	14:47:47.476						
11		1:47.690	34.886	36.234	36.570	251.1	14:49:35.166						
12		1:46.482	34.703	35.514	36.265	252.3	14:51:21.648						
13		1:52.577	37.481	38.481	36.615	252.3	14:53:14.225						
14		1:45.719	34.498	35.265	35.956	252.3	14:54:59.944						
15		1:45.483	34.424	35.231	35.828	253.5	14:56:45.427						
16		1:45.118	34.482	35.001	35.635	252.9	14:58:30.545						
17		1:45.176	34.211	35.294	35.671	252.9	15:00:15.721						
18		1:58.896 P	34.618	37.038	47.240	252.9	15:02:14.617						





**Autodromo Nazionale Monza**  
**Euroformula Open**  
**Free practice - 2**  
**Lap Analysis**



65

Roman Roubíček

Dallara F320 HWA 84

Francesco Simonazzi

Dallara F320 Spiess

GC

STKMelnik.cz

BVM Racing

Lap	D	Time	Sector 1	Sector 2	Sector 3	T. Spd	Elapsed	Lap	D	Time	Sector 1	Sector 2	Sector 3	T. Spd	Elapsed
1		14:27:08.653	14:25:38.871	45.247	44.535	115.5	14:27:08.653	1		14:24:30.168	14:23:03.039	44.820	42.309	151.6	14:24:30.168
2		2:06.365	39.875	42.267	44.223	230.7	14:29:15.018	2		2:02.549	40.831	42.242	39.476	221.7	14:26:32.717
3		2:04.713	40.148	41.849	42.716	188.4	14:31:19.731	3		2:01.003	41.101	41.177	38.725	213.0	14:28:33.720
4		2:01.900	38.662	41.665	41.573	235.2	14:33:21.631	4		2:00.268	39.727	40.937	39.604	219.5	14:30:33.988
5		2:04.532	38.431	44.211	41.890	237.8	14:35:26.163	5		1:54.317	38.685	37.801	37.831	208.8	14:32:28.305
6		2:00.878	38.896	40.856	41.126	236.8	14:37:27.041	6		2:14.492	37.486	50.656	46.350	243.2	14:34:42.797
7		1:58.907	37.811	40.560	40.536	238.9	14:39:25.948	7		1:50.030	36.075	36.672	37.283	243.2	14:36:32.827
8		1:58.541	37.892	40.160	40.489	236.8	14:41:24.489	8		1:50.375	36.008	37.052	37.315	243.7	14:38:23.202
9		2:12.819 P	38.520	39.885	54.414	237.3	14:43:37.308	9		1:51.178	35.967	37.296	37.915	244.3	14:40:14.380
10		8:47.499	7:20.093	44.263	43.143	123.8	14:52:24.807	10		1:58.098 P	36.038	36.988	45.072	241.6	14:42:12.478
11		2:04.243	38.152	45.214	40.877	224.5	14:54:29.050	11		7:05.690	5:48.922	38.976	37.792	174.7	14:49:18.168
12		1:54.734	36.511	39.007	39.216	245.4	14:56:23.784	12		1:50.181	35.405	38.301	36.475	248.8	14:51:08.349
13		1:53.832	36.580	38.612	38.640	243.7	14:58:17.616	13		1:46.963	35.182	35.835	35.946	249.4	14:52:55.312
14		1:53.113	36.248	38.124	38.741	246.5	15:00:10.729	14		1:45.404	34.728	35.251	35.425	252.3	14:54:40.716
15		2:08.883 P	37.854	38.460	52.569	246.0	15:02:19.612	15		1:47.469	36.598	35.345	35.526	252.3	14:56:28.185

71

Brad Benavides

Dallara F320 Spiess

Team Motopark

Lap	D	Time	Sector 1	Sector 2	Sector 3	T. Spd	Elapsed
1		14:24:52.121	14:23:34.975	38.930	38.216	187.8	14:24:52.121
2		1:54.204	36.711	39.669	37.824	245.4	14:26:46.325
3		1:53.024	37.884	37.468	37.672	246.0	14:28:39.349
4		1:50.883	36.053	37.372	37.458	248.2	14:30:30.232
5		<del>1:59.654</del> P	36.180	39.694	43.780	247.1	14:32:29.886
6		5:15.911	3:55.680	40.475	39.756	188.4	14:37:45.797
7		1:53.743	36.602	39.411	37.730	244.8	14:39:39.540
8		1:52.747	36.958	38.628	37.161	251.7	14:41:32.287
9		1:49.086	35.156	36.222	37.708	252.3	14:43:21.373
10		<del>1:49.813</del>	34.895	38.629	36.289	253.5	14:45:11.186
11		<del>1:48.919</del>	34.741	37.667	36.511	252.9	14:47:00.105
12		1:46.101	34.707	35.498	35.896	252.9	14:48:46.206
13		<del>1:45.315</del>	34.418	35.274	35.623	254.1	14:50:31.521
14		1:44.525	34.420	34.824	35.281	254.7	14:52:16.046
15		1:44.443	34.516	34.752	35.175	252.9	14:54:00.489
16		1:52.581	34.369	41.207	37.005	253.5	14:55:53.070
17		1:53.107	34.094	43.810	35.203	256.5	14:57:46.177
18		1:43.494	33.847	34.672	34.975	258.9	14:59:29.671
19		1:43.780	33.756	34.707	35.317	262.1	15:01:13.451
20		1:54.434 P	34.813	34.499	45.122	260.2	15:03:07.885

99

José Garfias

Dallara F320 Spiess

Team Motopark

Lap	D	Time	Sector 1	Sector 2	Sector 3	T. Spd	Elapsed
1		14:24:59.315	14:23:44.074	37.953	37.288	200.3	14:24:59.315
2		1:52.501	37.100	37.597	37.804	245.4	14:26:51.816
3		1:51.387	36.113	37.199	38.075	247.1	14:28:43.203
4		2:24.335	50.512	47.765	46.058	128.7	14:31:07.538
5		1:50.700	35.806	37.110	37.784	247.7	14:32:58.238
6		1:58.959 P	35.940	37.464	45.555	248.2	14:34:57.197
7		4:36.058	3:13.434	42.092	40.532	184.3	14:39:33.255
8		1:53.173	37.036	38.366	37.771	238.9	14:41:26.428
9		1:48.047	35.518	36.261	36.268	252.9	14:43:14.475
10		1:49.248	35.931	37.121	36.196	250.5	14:45:03.723
11		1:45.923	34.854	35.339	35.730	252.3	14:46:49.646
12		1:45.540	34.793	35.306	35.441	255.3	14:48:35.186
13		1:54.597 P	34.538	34.905	45.154	251.7	14:50:29.783
14		3:42.795	2:27.670	37.775	37.350	154.5	14:54:12.578
15		1:47.302	35.784	35.552	35.966	241.0	14:55:59.880
16		1:44.913	34.624	34.883	35.406	252.9	14:57:44.793
17		1:44.250	34.478	34.674	35.098	252.9	14:59:29.043
18		1:43.444	34.173	34.419	34.852	252.9	15:01:12.487
19		1:52.979 P	34.124	34.381	44.474	252.9	15:03:05.466






**Autodromo Nazionale Monza**  
**Euroformula Open**  
**Free practice - 2**  
**Best Sectors Results**



Sector - 1			Sector - 2			Sector - 3			Ideal Lap vs Best Lap						
Clas	Nº	Driver	Time	Nº	Driver	Time	Nº	Driver	Time	Clas	Nº	Driver	Ideal Lap	Best Lap	Clas
1	71	Brad Benavides	33.756	84	Francesco Simonazzi	34.259	99	José Garfias	34.852	1	71	Brad Benavides	1:43.230	1:43.494	2
2	99	José Garfias	34.124	99	José Garfias	34.381	71	Brad Benavides	34.975	2	99	José Garfias	1:43.357	1:43.444	1
3	41	Fernando Barrichello	34.203	71	Brad Benavides	34.499	84	Francesco Simonazzi	34.982	3	84	Francesco Simonazzi	1:43.588	1:43.940	3
4	26	Jakob Bergmeister	34.211	21	Yevan David	34.572	21	Yevan David	34.983	4	21	Yevan David	1:43.854	1:44.188	4
5	21	Yevan David	34.299	41	Fernando Barrichello	34.968	41	Fernando Barrichello	35.191	5	41	Fernando Barrichello	1:44.362	1:44.379	5
6	84	Francesco Simonazzi	34.347	26	Jakob Bergmeister	35.001	37	Vladislav Ryabov	35.576	6	26	Jakob Bergmeister	1:44.847	1:45.118	6
7	37	Vladislav Ryabov	34.461	37	Vladislav Ryabov	35.079	26	Jakob Bergmeister	35.635	7	37	Vladislav Ryabov	1:45.116	1:45.226	7
8	65	Roman Roubíček	36.248	65	Roman Roubíček	38.124	65	Roman Roubíček	38.640	8	65	Roman Roubíček	1:53.012	1:53.113	8






**Autodromo Nazionale Monza**  
**Euroformula Open**  
**Free practice - 2**  
**Best 5 Lap Times**



Cls	N°	Driver	Nat	Cat	Cls	Team	Nat	Vehicle	Best 1		Best 2		Best 3		Best 4		Best 5	
									Time	Lap	Time	Lap	Time	Lap	Time	Lap	Time	Lap
1	99	José Garfias	MEX			Team Motopark	DEU	Dallara F320 Spiess	1:43.444	18	1:44.250	17	1:44.913	16	1:45.540	12	1:45.923	11
2	71	Brad Benavides	USA			Team Motopark	DEU	Dallara F320 Spiess	1:43.494	18	1:43.780	19	1:44.443	15	1:44.525	14	1:46.101	12
3	84	Francesco	ITA			BVM Racing	ITA	Dallara F320 Spiess	1:43.940	18	1:44.108	17	1:45.404	14	1:45.959	16	1:46.963	13
4	21	Yevan David	USA	R	1	Team Motopark	DEU	Dallara F320 Spiess	1:44.188	20	1:44.257	19	1:44.710	17	1:45.575	18	1:45.732	16
5	41	Fernando Barrichello	BRA	R	2	Team Motopark	DEU	Dallara F320 Spiess	1:44.379	18	1:44.632	17	1:45.039	16	1:45.475	15	1:47.425	12
6	26	Jakob Bergmeister	DEU			Team Motopark	DEU	Dallara F320 Spiess	1:45.118	16	1:45.176	17	1:45.483	15	1:45.719	14	1:46.482	12
7	37	Vladislav Ryabov	RUS	R	3	Team Motopark	DEU	Dallara F320 Spiess	1:45.226	18	1:45.759	17	1:45.915	16	1:46.020	15	1:46.847	14
8	65	Roman Roubíček	CZE	GC	1	STKMelnik.cz	CZE	Dallara F320 HWA	1:53.113	14	1:53.832	13	1:54.734	12	1:58.541	8	1:58.907	7






**Autodromo Nazionale Monza**  
**Euroformula Open**  
**Free practice - 2**  
**Best 5 Top Speeds**



Clas	N°	Driver	Nat	Cat	Cls	Team	Nat	Vehicle	Top 1		Top 2		Top 3		Top 4		Top 5		Avg
									Km/h	Lap	Km/h	Lap	Km/h	Lap	Km/h	Lap	Km/h	Lap	
1	71	Brad Benavides		USA		Team Motopark		Dallara F320 Spiess	262.1	19	260.2	20	258.9	18	256.5	17	254.7	14	258.5
2	41	Fernando Barrichello		BRA	R 1	Team Motopark		Dallara F320 Spiess	256.5	14	255.9	15	254.1	16	254.1	17	254.1	18	254.9
3	99	José Garfias		MEX		Team Motopark		Dallara F320 Spiess	255.3	12	252.9	9	252.9	16	252.9	17	252.9	18	253.4
4	21	Yevan David		UKA	R 2	Team Motopark		Dallara F320 Spiess	254.7	13	253.5	18	253.5	19	253.5	20	253.5	21	253.7
5	26	Jakob Bergmeister		DEU		Team Motopark		Dallara F320 Spiess	253.5	15	252.9	16	252.9	17	252.9	18	252.3	12	252.9
6	84	Francesco Simonazzi		ITA		BVM Racing		Dallara F320 Spiess	253.5	16	253.5	18	252.9	17	252.3	14	252.3	15	252.9
7	37	Vladislav Ryabov		RUS	R 3	Team Motopark		Dallara F320 Spiess	252.3	15	251.7	16	251.1	18	251.1	19	250.5	14	251.3
8	65	Roman Roubíček		CZE	GC 1	STKMelnik.cz		Dallara F320 HWA	246.5	14	246.0	15	245.4	12	243.7	13	238.9	7	244.1





**Autodromo Nazionale Monza**  
**Euroformula Open**  
**Free practice - 2**  
**Fastest Laps Sequence**



Lap	Time of Day	Session Time	Nº Driver	Nat	Cat	Team	Nat	Vehicle	Time	Km/h
2	14:24:19.931	4:19.931	21 Yevan David		LCA	R Team Motopark		DEU Dallara F320 Spiess	1:51.289	187.3
5	14:29:53.424	9:53.424	21 Yevan David		LCA	R Team Motopark		DEU Dallara F320 Spiess	1:50.559	188.6
6	14:34:51.400	14:51.400	41 Fernando Barrichello		BRA	R Team Motopark		DEU Dallara F320 Spiess	1:50.167	189.3
7	14:36:32.827	16:32.827	84 Francesco Simonazzi		ITA	BVM Racing		ITA Dallara F320 Spiess	1:50.030	189.5
7	14:36:40.816	16:40.816	41 Fernando Barrichello		BRA	R Team Motopark		DEU Dallara F320 Spiess	1:49.416	190.6
9	14:43:14.475	23:14.475	99 José Garfias		MEX	Team Motopark		DEU Dallara F320 Spiess	1:48.047	193.0
12	14:45:55.004	25:55.004	21 Yevan David		LCA	R Team Motopark		DEU Dallara F320 Spiess	1:47.341	194.2
11	14:46:49.646	26:49.646	99 José Garfias		MEX	Team Motopark		DEU Dallara F320 Spiess	1:45.923	196.8
12	14:48:35.186	28:35.186	99 José Garfias		MEX	Team Motopark		DEU Dallara F320 Spiess	1:45.540	197.6
14	14:52:16.046	32:16.046	71 Brad Benavides		USA	Team Motopark		DEU Dallara F320 Spiess	1:44.525	199.5
15	14:54:00.489	34:00.489	71 Brad Benavides		USA	Team Motopark		DEU Dallara F320 Spiess	1:44.443	199.6
17	14:59:29.043	39:29.043	99 José Garfias		MEX	Team Motopark		DEU Dallara F320 Spiess	1:44.250	200.0
18	14:59:29.671	39:29.671	71 Brad Benavides		USA	Team Motopark		DEU Dallara F320 Spiess	1:43.494	201.5
18	15:01:12.487	41:12.487	99 José Garfias		MEX	Team Motopark		DEU Dallara F320 Spiess	1:43.444	201.6







**Autodromo Nazionale Monza**  
**Euroformula Open**  
**Free practice - 2**  
**Event Best Maximum Speed**



N°	Driver	Nat	Cat	Clas	Team	Nat	Vehicle	Km/h	Session
71	Brad Benavides	USA			Team Motopark	DEU	Dallara F320 Spiess	262.1	Free practice - 2
41	Fernando Barrichello	BRA	R	1	Team Motopark	DEU	Dallara F320 Spiess	256.5	Free practice - 2
99	José Garfias	MEX			Team Motopark	DEU	Dallara F320 Spiess	255.3	Free practice - 2
21	Yevan David	LKA	R	2	Team Motopark	DEU	Dallara F320 Spiess	254.7	Free practice - 2
26	Jakob Bergmeister	DEU			Team Motopark	DEU	Dallara F320 Spiess	253.5	Free practice - 2
84	Francesco Simonazzi	ITA			BVM Racing	ITA	Dallara F320 Spiess	253.5	Free practice - 2
37	Vladislav Ryabov	RUS	R	3	Team Motopark	DEU	Dallara F320 Spiess	252.3	Free practice - 2
65	Roman Roubíček	CZE	GC	1	STKMelnik.cz	CZE	Dallara F320 HWA	246.5	Free practice - 2





# Autodromo Nazionale Monza

## Euroformula Open

### Free practice - 2

### Pit Stop Analysis



**21** Yevan David Dallara F320 Spiess

Rookie Team Motopark

N°	In Day Time	In Time	Out Time	Pit Time	T. Pit Time	Handicap	Diff.
1	14:37:27.242	14:37:27.242	14:40:23.007	2:55.765	2:55.765		
2	14:47:41.732	14:47:41.732	14:48:58.431	1:16.699	4:12.464		

**26** Jakob Bergmeister Dallara F320 Spiess

Team Motopark

N°	In Day Time	In Time	Out Time	Pit Time	T. Pit Time	Handicap	Diff.
1	14:35:40.786	14:35:40.786	14:38:16.297	2:35.511	2:35.511		

**37** Vladislav Ryabov Dallara F320 Spiess

Rookie Team Motopark

N°	In Day Time	In Time	Out Time	Pit Time	T. Pit Time	Handicap	Diff.
1	14:38:30.169	14:38:30.169	14:42:39.257	4:09.088	4:09.088		

**41** Fernando Barrichello Dallara F320 Spiess

Rookie Team Motopark

N°	In Day Time	In Time	Out Time	Pit Time	T. Pit Time	Handicap	Diff.
1	14:38:34.017	14:38:34.017	14:42:47.128	4:13.111	4:13.111		

**65** Roman Roubíček Dallara F320 HWA

GC STKMelnik.cz

N°	In Day Time	In Time	Out Time	Pit Time	T. Pit Time	Handicap	Diff.
1	14:43:30.835	14:43:30.835	14:50:15.020	6:44.185	6:44.185		

**71** Brad Benavides Dallara F320 Spiess

Team Motopark

N°	In Day Time	In Time	Out Time	Pit Time	T. Pit Time	Handicap	Diff.
1	14:32:24.449	14:32:24.449	14:35:46.784	3:22.335	3:22.335		

**84** Francesco Simonazzi Dallara F320 Spiess

BVM Racing


N°	In Day Time	In Time	Out Time	Pit Time	T. Pit Time	Handicap	Diff.
1	14:42:07.206	14:42:07.206	14:47:21.906	5:14.700	5:14.700		

**99** José Garfias Dallara F320 Spiess

Team Motopark

N°	In Day Time	In Time	Out Time	Pit Time	T. Pit Time	Handicap	Diff.
1	14:34:50.964	14:34:50.964	14:37:31.746	2:40.782	2:40.782		
2	14:50:22.845	14:50:22.845	14:52:14.369	1:51.524	4:32.306		

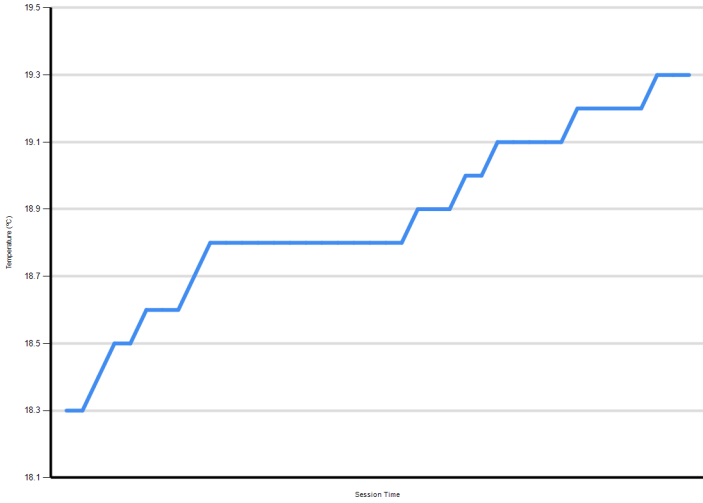




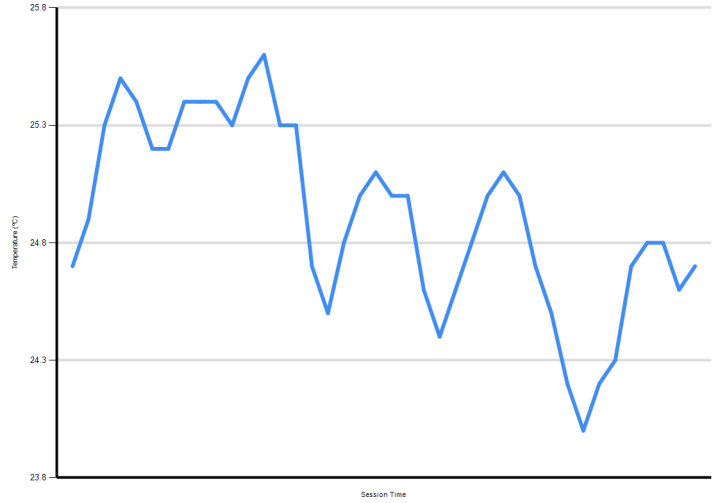
**Autodromo Nazionale Monza**  
**Euroformula Open**  
**Free practice - 2**  
**Weather Report**



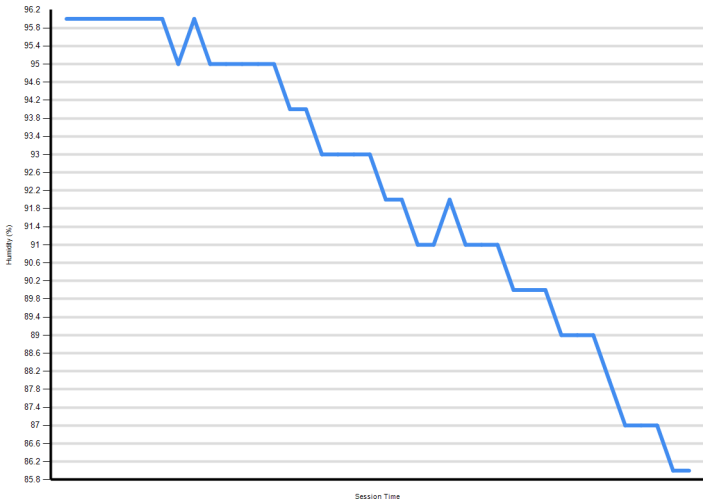
Air Temperature



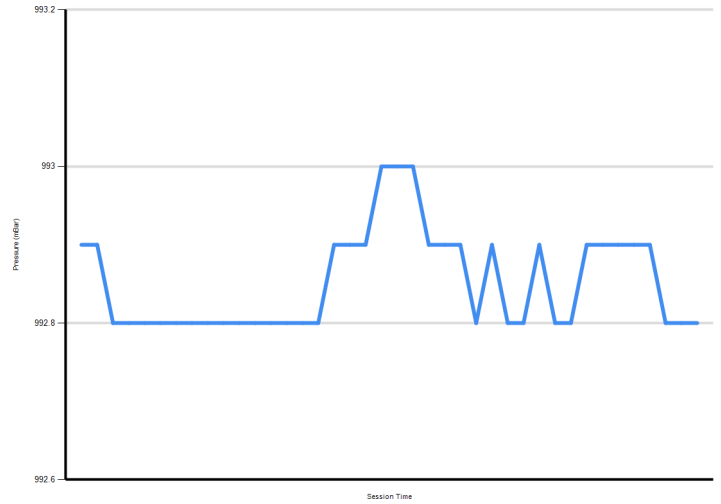
Track Temperature



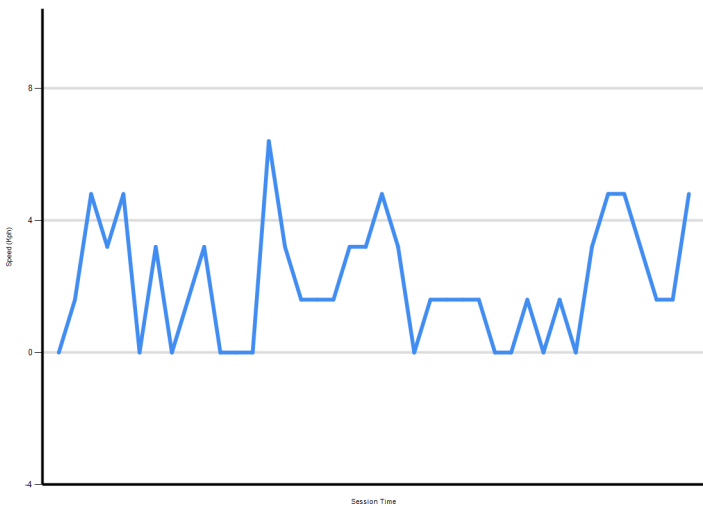
Humidity



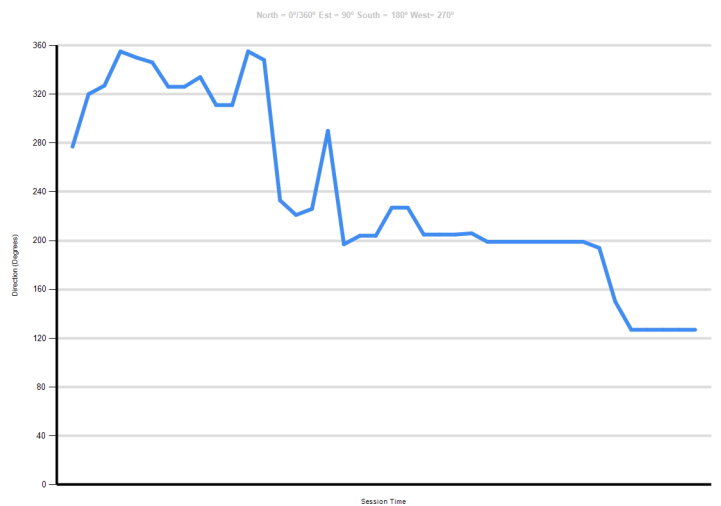
Pressure

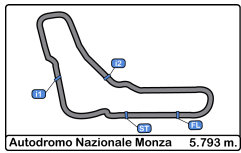


Wind Speed



Wind direction





**Autodromo Nazionale Monza**  
**Euroformula Open**  
**Free Practice - 1 - 2**  
**Combined Results**



Cls	N°	Driver	Nat	Cat	Clas	Team	Nat	Vehicle	Laps	FP1	FP2	Best	Gap	Interval	Km/h		
1	99	José Garfias	MEX			Team Motopark	DEU	Dallara F320 Spiess	36	1:55.396	14	<b>1:43.444</b>	18	<b>1:43.444</b>	201.6		
2	71	Brad Benavides	USA			Team Motopark	DEU	Dallara F320 Spiess	36	1:54.910	15	<b>1:43.494</b>	18	<b>1:43.494</b>	0.050	0.050	201.5
3	84	Francesco Simonazzi	ITA			BVM Racing	ITA	Dallara F320 Spiess	36	1:55.984	11	<b>1:43.940</b>	18	<b>1:43.940</b>	0.496	0.446	200.6
4	21	Yevan David	LVA	R	1	Team Motopark	DEU	Dallara F320 Spiess	37	1:54.970	15	<b>1:44.188</b>	20	<b>1:44.188</b>	0.744	0.248	200.1
5	41	Fernando Barrichello	BRA	R	2	Team Motopark	DEU	Dallara F320 Spiess	34	1:55.004	14	<b>1:44.379</b>	18	<b>1:44.379</b>	0.935	0.191	199.7
6	26	Jakob Bergmeister	DEU			Team Motopark	DEU	Dallara F320 Spiess	34	1:55.391	13	<b>1:45.118</b>	16	<b>1:45.118</b>	1.674	0.739	198.3
7	37	Vladislav Ryabov	RUS	R	3	Team Motopark	DEU	Dallara F320 Spiess	36	1:55.953	16	<b>1:45.226</b>	18	<b>1:45.226</b>	1.782	0.108	198.1
8	65	Roman Roubíček	CZE	GC	1	STKMelnik.cz	CZE	Dallara F320 HWA	33	2:02.803	16	<b>1:53.113</b>	14	<b>1:53.113</b>	9.669	7.887	184.3


Published at:.....

**Race Director:**

Neus Santamaría Sanromà

DPB-0825-ESP/CAT

**Timekeeper:**

  
 Luis Garcia

JOB-2654-ESP/M

