

Autodromo Nazionale Monza
Euroformula Open
Private test 1
Provisional Results



Clas	Nº	Driver	Nat	Cat	Clas	Team	Nat	Vehicle	Laps	Best	Time	Gap	Interval	Km/h
1	99	José Garfias				Team Motopark		Dallara F320 Spiess	13	12	1:54.254			182.5
2	84	Francesco Simonazzi				BVM Racing		Dallara F320 Spiess	15	14	1:54.636	0.382	0.382	181.9
3	65	Roman Roubíček		GC	1	STKMelnik.cz		Dallara F320 HWA	16	13	2:00.418	6.164	5.782	173.1

Published at:.....

Track Temp: 18.1 °C Air Temp: 17.0 °C Humidity: 95 % Track Status: WET

Race Director:



Timekeeper:





Autodromo Nazionale Monza
Euroformula Open
Private test 1
Provisional Results by Category



GC														
Clas	Nº	Driver	Nat	Cat	Clas	Team	Nat	Vehicle	Laps	Best	Time	Gap	Interval	Km/h
1	65	Roman Roubíček	CZE	GC	1	STKMelnik.cz	CZE	Dallara F320 HWA	16	13	2:00.418			173.1
Clas	Nº	Driver	Nat	Cat	Clas	Team	Nat	Vehicle	Laps	Best	Time	Gap	Interval	Km/h
1	99	José Garfias	MEX			Team Motopark	DEU	Dallara F320 Spiess	13	12	1:54.254			182.5
2	84	Francesco Simonazzi	ITA			BVM Racing	ITA	Dallara F320 Spiess	15	14	1:54.636	0.382	0.382	181.9

Published at:.....

Track Temp: 18.1 °C Air Temp: 17.0 °C Humidity: 95 % Track Status: WET

Race Director:

Timekeeper:





Autodromo Nazionale Monza
Euroformula Open
Private test 1
Lap Analysis



65

Roman Roubíček

Dallara F320 HWA

GC

STKMelnik.cz

Lap	D	Time	Sector 1	Sector 2	Sector 3	T. Spd	Elapsed
1		13:14:01.033	13:12:26.921	47.838	46.274	110.9	13:14:01.033
2		2:10.362	40.836	44.553	44.973	194.5	13:16:11.395
3		2:06.589	39.891	43.916	42.782	228.3	13:18:17.984
4		2:09.697	39.048	45.655	44.994	233.2	13:20:27.681
5		2:05.101	39.350	42.741	43.010	228.3	13:22:32.782
6		2:04.108	39.306	42.233	42.569	232.2	13:24:36.890
7		2:19.287 P	39.025	42.667	57.595	233.2	13:26:56.177
8		5:43.862	4:17.883	42.661	43.318	169.8	13:32:40.039
9		2:04.968	39.477	42.537	42.954	232.7	13:34:45.007
10		2:02.480	38.670	41.727	42.083	235.8	13:36:47.487
11		2:02.368	38.736	41.694	41.938	235.2	13:38:49.855
12		2:01.369	38.545	41.090	41.734	234.7	13:40:51.224
13		2:00.418	38.235	41.180	41.003	234.7	13:42:51.642
14		2:00.469	38.433	41.201	40.835	235.8	13:44:52.111
15		2:04.040	41.251	41.702	41.087	235.8	13:46:56.151
16		3:40.899 P	39.183	1:54.929	1:06.787	229.7	13:50:37.050

84

Francesco Simonazzi

Dallara F320 Spiess

BVM Racing

Lap	D	Time	Sector 1	Sector 2	Sector 3	T. Spd	Elapsed
1		13:14:14.532	13:12:52.662	41.770	40.100	184.9	13:14:14.532
2		1:58.401	38.254	39.955	40.192	236.3	13:16:12.933
3		2:01.386	38.663	42.864	39.859	236.8	13:18:14.319
4		1:57.784	37.970	40.186	39.628	237.3	13:20:12.103
5		1:57.818	38.155	39.851	39.812	239.4	13:22:09.921
6		1:57.835	38.088	39.612	40.135	238.4	13:24:07.756
7		1:57.732	37.881	39.803	40.048	238.9	13:26:05.488
8		2:07.077 P	38.023	39.771	49.283	238.9	13:28:12.565
9		7:26.199	6:07.162	40.026	39.011	199.6	13:35:38.764
10		1:56.133	38.221	39.116	38.796	236.3	13:37:34.897
11		1:55.891	37.703	39.427	38.761	239.4	13:39:30.788
12		1:55.389	37.715	38.864	38.810	241.0	13:41:26.177
13		2:19.909	45.075	48.846	45.988	241.0	13:43:46.086
14		1:54.636	37.301	38.707	38.628	242.6	13:45:40.722
15		2:06.181 P	37.248	39.301	49.632	243.2	13:47:46.903

99

José Garfias

Dallara F320 Spiess

Team Motopark

Lap	D	Time	Sector 1	Sector 2	Sector 3	T. Spd	Elapsed
1		13:13:56.507 P	13:12:15.635	45.156	55.716	145.1	13:13:56.507
2		5:11.764	3:51.469	40.655	39.640	198.5	13:19:08.271
3		1:57.066	37.779	39.725	39.562	237.3	13:21:05.337
4		1:57.826	37.588	39.634	40.604	239.4	13:23:03.163
5		1:56.943	37.737	39.754	39.452	239.4	13:25:00.106
6		1:56.288	37.508	39.378	39.402	240.0	13:26:56.394
7		1:56.030	37.433	39.575	39.022	241.6	13:28:52.424
8		2:08.418 P	37.405	41.016	49.997	242.6	13:31:00.842
9		10:47.351	9:27.955	40.301	39.095	187.5	13:41:48.193
10		1:55.294	37.343	38.840	39.111	239.4	13:43:43.487
11		1:55.190	37.166	39.024	39.000	240.5	13:45:38.677
12		1:54.254	37.114	38.614	38.526	241.0	13:47:32.931
13		2:06.305 P	37.177	38.911	50.217	241.0	13:49:39.236






Autodromo Nazionale Monza
Euroformula Open
Private test 1
Best Sectors Results



Sector - 1			Sector - 2			Sector - 3			Ideal Lap vs Best Lap						
Clas	Nº	Driver	Time	Nº	Driver	Time	Nº	Driver	Time	Clas	Nº	Driver	Ideal Lap	Best Lap	Clas
1	99	José Garfias	37.114	99	José Garfias	38.614	99	José Garfias	38.526	1	99	José Garfias	1:54.254	1:54.254	1
2	84	Francesco Simonazzi	37.248	84	Francesco Simonazzi	38.707	84	Francesco Simonazzi	38.628	2	84	Francesco Simonazzi	1:54.583	1:54.636	2
3	65	Roman Roubíček	38.235	65	Roman Roubíček	41.090	65	Roman Roubíček	40.835	3	65	Roman Roubíček	2:00.160	2:00.418	3






Autodromo Nazionale Monza
Euroformula Open
Private test 1
Best 5 Lap Times



Cls	N°	Driver	Nat	Cat	Cls	Team	Nat	Vehicle	Best 1		Best 2		Best 3		Best 4		Best 5	
									Time	Lap	Time	Lap	Time	Lap	Time	Lap	Time	Lap
1	99	José Garfias	MEX			Team Motopark	DEU	Dallara F320 Spiess	1:54.254	12	1:55.190	11	1:55.294	10	1:56.030	7	1:56.288	6
2	84	Francesco	ITA			BVM Racing	ITA	Dallara F320 Spiess	1:54.636	14	1:55.389	12	1:55.891	11	1:56.133	10	1:57.732	7
3	65	Roman Roubíček	CZE	GC	1	STKMelnik.cz	CZE	Dallara F320 HWA	2:00.418	13	2:00.469	14	2:01.369	12	2:02.368	11	2:02.480	10





Autodromo Nazionale Monza
Euroformula Open
Private test 1
Best 5 Top Speeds



Clas	N°	Driver	Nat	Cat	Cls	Team	Nat	Vehicle	Top 1		Top 2		Top 3		Top 4		Top 5		Avg	
									Km/h	Lap	Km/h	Lap	Km/h	Lap	Km/h	Lap	Km/h	Lap		
1	84	Francesco Simonazzi		ITA		BVM Racing		Dallara F320 Spiess	243.2	15	242.6	14	241.0	12	241.0	13	239.4	5	241.5	
2	99	José Garfias		MEX		Team Motopark		Dallara F320 Spiess	242.6	8	241.6	7	241.0	12	241.0	13	240.5	11	241.3	
3	65	Roman Roubíček		CZE	GC	1	STKMelnik.cz		Dallara F320 HWA	235.8	10	235.8	14	235.8	15	235.2	11	234.7	12	235.5





Autodromo Nazionale Monza
Euroformula Open
Private test 1
Fastest Laps Sequence



Lap	Time of Day	Session Time	N° Driver	Nat	Cat	Team	Nat	Vehicle	Time	Km/h
2	13:16:11.395	16:11.395	65 Roman Roubíček	CZE	GC	STKMelnik.cz	CZE	Dallara F320 HWA	2:10.362	159.9
2	13:16:12.933	16:12.933	84 Francesco Simonazzi	ITA		BVM Racing	ITA	Dallara F320 Spiess	1:58.401	176.1
4	13:20:12.103	20:12.103	84 Francesco Simonazzi	ITA		BVM Racing	ITA	Dallara F320 Spiess	1:57.784	177.0
3	13:21:05.337	21:05.337	99 José Garfias	MEX		Team Motopark	DEU	Dallara F320 Spiess	1:57.066	178.1
5	13:25:00.106	25:00.106	99 José Garfias	MEX		Team Motopark	DEU	Dallara F320 Spiess	1:56.943	178.3
6	13:26:56.394	26:56.394	99 José Garfias	MEX		Team Motopark	DEU	Dallara F320 Spiess	1:56.288	179.3
7	13:28:52.424	28:52.424	99 José Garfias	MEX		Team Motopark	DEU	Dallara F320 Spiess	1:56.030	179.7
11	13:39:30.788	39:30.788	84 Francesco Simonazzi	ITA		BVM Racing	ITA	Dallara F320 Spiess	1:55.891	179.9
12	13:41:26.177	41:26.177	84 Francesco Simonazzi	ITA		BVM Racing	ITA	Dallara F320 Spiess	1:55.389	180.7
10	13:43:43.487	43:43.487	99 José Garfias	MEX		Team Motopark	DEU	Dallara F320 Spiess	1:55.294	180.8
11	13:45:38.677	45:38.677	99 José Garfias	MEX		Team Motopark	DEU	Dallara F320 Spiess	1:55.190	181.0
14	13:45:40.722	45:40.722	84 Francesco Simonazzi	ITA		BVM Racing	ITA	Dallara F320 Spiess	1:54.636	181.9
12	13:47:32.931	47:32.931	99 José Garfias	MEX		Team Motopark	DEU	Dallara F320 Spiess	1:54.254	182.5






Autodromo Nazionale Monza
Euroformula Open
Private test 1
Event Best Maximum Speed



N°	Driver	Nat	Cat	Clas	Team	Nat	Vehicle	Km/h	Session
84	Francesco Simonazzi		ITA		BVM Racing		Dallara F320 Spiess	243.2	Private test 1
99	José Garfias		MEX		Team Motopark		Dallara F320 Spiess	242.6	Private test 1
65	Roman Roubíček		CZE	GC 1	STKMelnik.cz		Dallara F320 HWA	235.8	Private test 1





Autodromo Nazionale Monza
Euroformula Open
Private test 1
Pit Stop Analysis



65 Roman Roubíček Dallara F320 HWA
 GC STKMelnik.cz

N°	In Day Time	In Time	Out Time	Pit Time	T. Pit Time	Handicap	Diff.
1	13:26:49.186	13:26:49.186	13:30:32.260	3:43.074	3:43.074		

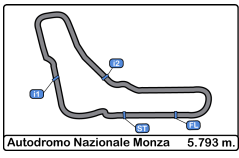
84 Francesco Simonazzi Dallara F320 Spiess
 BVM Racing

N°	In Day Time	In Time	Out Time	Pit Time	T. Pit Time	Handicap	Diff.
1	13:28:07.256	13:28:07.256	13:33:41.376	5:34.120	5:34.120		

99 José Garfias Dallara F320 Spiess
 Team Motopark

N°	In Day Time	In Time	Out Time	Pit Time	T. Pit Time	Handicap	Diff.
1	13:13:49.357	13:13:49.357	13:17:09.078	3:19.721	3:19.721		
2	13:30:54.646	13:30:54.646	13:39:50.353	8:55.707	12:15.428		

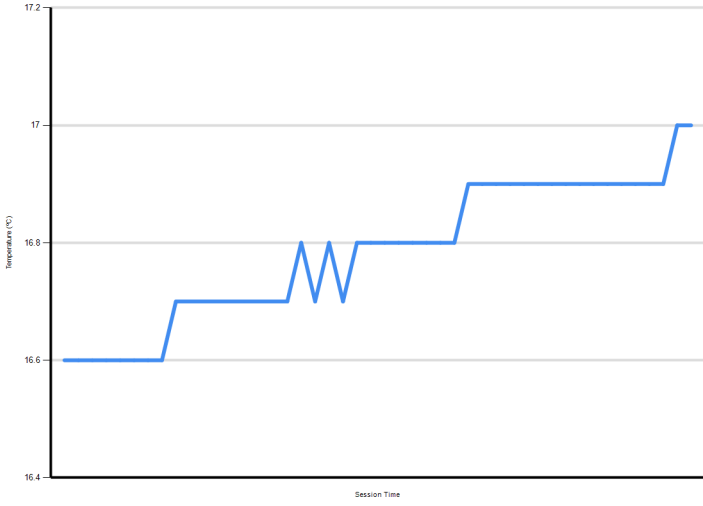




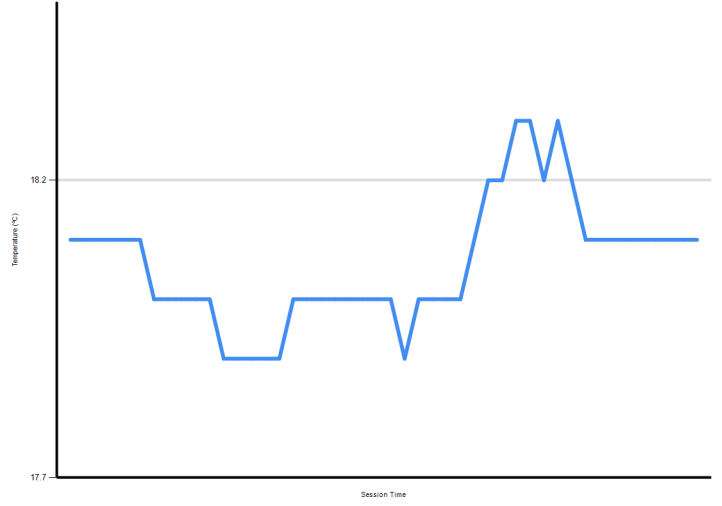
Autodromo Nazionale Monza
Euroformula Open
Private test 1
Weather Report



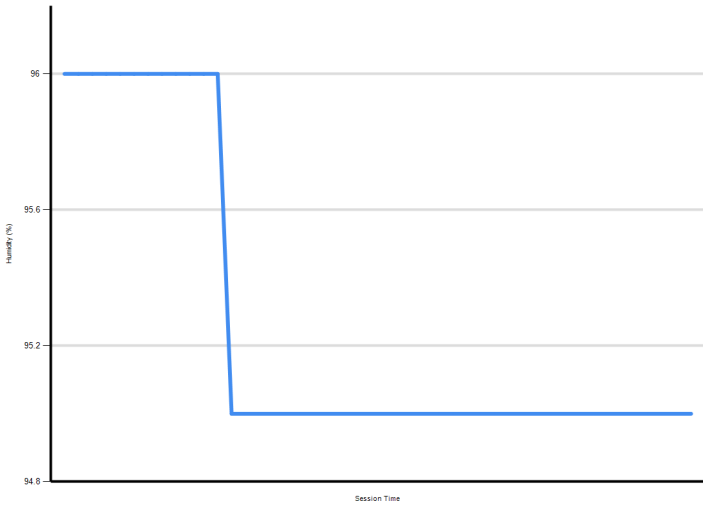
Air Temperature



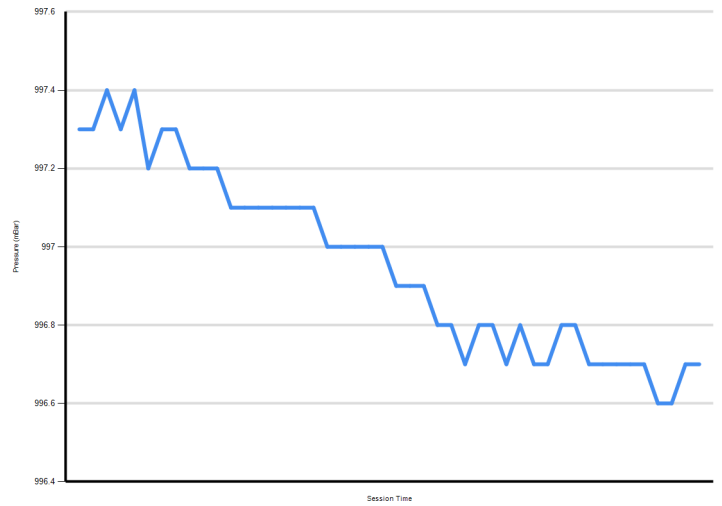
Track Temperature



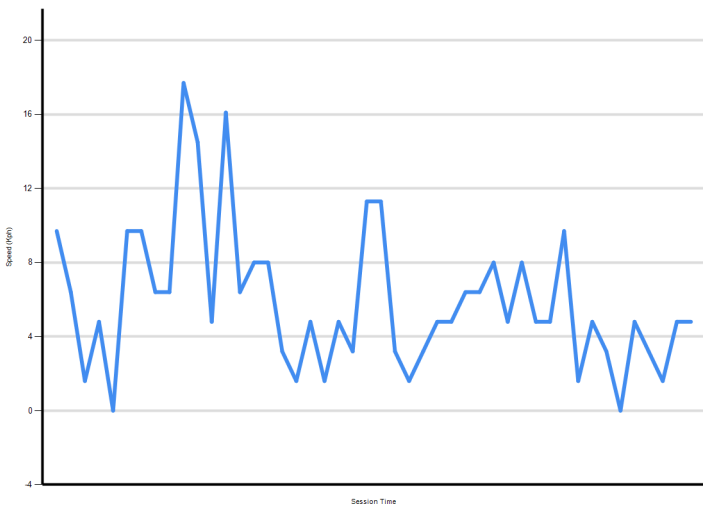
Humidity



Pressure



Wind Speed



Wind direction

