



Autodromo Nazionale Monza
Euroformula Open
Private test 2
Provisional Results



Clas	Nº	Driver	Nat	Cat	Clas	Team	Nat	Vehicle	Laps	Best	Time	Gap	Interval	Km/h
1	71	Brad Benavides	USA			Team Motopark	DEU	Dallara F320 Spiess	16	8	2:00.108			173.6
2	99	José Garfias	MEX			Team Motopark	DEU	Dallara F320 Spiess	11	6	2:00.724	0.616	0.616	172.7
3	84	Francesco Simonazzi	ITA			BVM Racing	ITA	Dallara F320 Spiess	14	5	2:01.222	1.114	0.498	172.0
4	41	Fernando Barrichello	BRA	R	1	Team Motopark	DEU	Dallara F320 Spiess	13	8	2:01.337	1.229	0.115	171.8
5	37	Vladislav Ryabov	RUS	R	2	Team Motopark	DEU	Dallara F320 Spiess	6	2	2:02.099	1.991	0.762	170.8
6	26	Jakob Bergmeister	DEU			Team Motopark	DEU	Dallara F320 Spiess	6	4	2:02.295	2.187	0.196	170.5
7	21	Yevan David	LVA	R	3	Team Motopark	DEU	Dallara F320 Spiess	6	3	2:02.359	2.251	0.064	170.4
8	65	Roman Roubíček	CZE	GC	1	STKMelnik.cz	CZE	Dallara F320 HWA	16	8	2:07.946	7.838	5.587	162.9

Published at:.....

Track Temp: 16.8 °C Air Temp: 16.8 °C Humidity: 95 % Track Status: WET

Race Director:

Timekeeper:





Autodromo Nazionale Monza
Euroformula Open
Private test 2
Provisional Results by Category



Rookie														
Clas	Nº	Driver	Nat	Cat	Clas	Team	Nat	Vehicle	Laps	Best	Time	Gap	Interval	Km/h
1	41	Fernando Barrichello		R	1	Team Motopark		Dallara F320 Spiess	13	8	2:01.337			171.8
2	37	Vladislav Ryabov		R	2	Team Motopark		Dallara F320 Spiess	6	2	2:02.099	0.762	0.762	170.8
3	21	Yevan David		R	3	Team Motopark		Dallara F320 Spiess	6	3	2:02.359	1.022	0.260	170.4

GC														
Clas	Nº	Driver	Nat	Cat	Clas	Team	Nat	Vehicle	Laps	Best	Time	Gap	Interval	Km/h
1	65	Roman Roubíček		GC	1	STKMelnik.cz		Dallara F320 HWA	16	8	2:07.946			162.9

Clas	Nº	Driver	Nat	Cat	Clas	Team	Nat	Vehicle	Laps	Best	Time	Gap	Interval	Km/h
1	71	Brad Benavides				Team Motopark		Dallara F320 Spiess	16	8	2:00.108			173.6
2	99	José Garfias				Team Motopark		Dallara F320 Spiess	11	6	2:00.724	0.616	0.616	172.7
3	84	Francesco Simonazzi				BVM Racing		Dallara F320 Spiess	14	5	2:01.222	1.114	0.498	172.0
4	26	Jakob Bergmeister				Team Motopark		Dallara F320 Spiess	6	4	2:02.295	2.187	1.073	170.5

Published at:.....

Track Temp: 16.8 °C Air Temp: 16.8 °C Humidity: 95 % Track Status: WET

Race Director:

Timekeeper:





Autodromo Nazionale Monza
Euroformula Open
Private test 2
Lap Analysis



21 Yevan David Dallara F320 Spiess **65** Roman Roubíček Dallara F320 HWA
Rookie Team Motopark GC STKMelnik.cz

Lap	D	Time	Sector 1	Sector 2	Sector 3	T. Spd	Elapsed	Lap	D	Time	Sector 1	Sector 2	Sector 3	T. Spd	Elapsed
1		16:06:10.995	16:04:37.982	50.295	42.718	194.5	16:06:10.995	1		15:41:14.450	15:39:36.497	48.703	49.250	136.7	15:41:14.450
2		2:02.488	39.028	41.371	42.089	225.9	16:08:13.483	2		2:14.491	42.335	45.677	46.479	180.3	15:43:28.941
3		2:02.359	39.750	41.068	41.541	225.0	16:10:15.842	3		2:11.914	42.113	44.495	45.306	201.8	15:45:40.855
4		2:03.630	38.743	41.283	43.604	227.8	16:12:19.472	4		2:12.119	41.631	44.534	45.954	223.6	15:47:52.974
5		2:02.619	38.984	41.337	42.298	227.3	16:14:22.091	5		2:09.457	40.115	43.853	45.489	217.7	15:50:02.431
6		2:11.591 P	39.427	41.359	50.805	223.6	16:16:33.682	6		2:09.204	40.568	43.772	44.864	217.7	15:52:11.635

26 Jakob Bergmeister Dallara F320 Spiess
Team Motopark

Lap	D	Time	Sector 1	Sector 2	Sector 3	T. Spd	Elapsed	Lap	D	Time	Sector 1	Sector 2	Sector 3	T. Spd	Elapsed
1		16:04:57.569	16:03:31.678	42.523	43.368	186.5	16:04:57.569	7		2:09.384	40.131	44.091	45.162	219.9	15:54:21.019
2		2:05.394	39.189	41.515	44.690	224.0	16:07:02.963	8		2:07.946	39.867	43.652	44.427	226.8	15:56:28.965
3		2:02.500	39.135	41.327	42.038	221.3	16:09:05.463	9		2:23.824 P	40.135	43.648	1:00.041	224.0	15:58:52.789
4		2:02.295	39.013	41.130	42.152	223.6	16:11:07.758	10		5:00.953	3:30.014	45.415	45.524	188.1	16:03:53.742
5		2:02.345	38.865	41.071	42.409	225.0	16:13:10.103	11		2:09.538	40.202	44.021	45.315	222.2	16:06:03.280
6		2:17.881 P	39.747	41.930	56.204	222.6	16:15:27.984	12		2:09.369	40.612	43.768	44.989	222.6	16:08:12.649

37 Vladislav Ryabov Dallara F320 Spiess **71** Brad Benavides Dallara F320 Spiess
Rookie Team Motopark Team Motopark

Lap	D	Time	Sector 1	Sector 2	Sector 3	T. Spd	Elapsed	Lap	D	Time	Sector 1	Sector 2	Sector 3	T. Spd	Elapsed
1		16:01:01.357	15:59:37.491	41.863	42.003	146.3	16:01:01.357	1		15:40:33.157	15:39:05.828	43.717	43.612	179.1	15:40:33.157
2		2:02.099	39.247	40.940	41.912	226.8	16:03:03.456	2		2:02.449	39.105	41.669	41.675	225.9	15:42:35.606
3		2:02.383	38.920	40.978	42.485	225.0	16:05:05.839	3		2:01.255	38.719	41.123	41.413	227.8	15:44:36.861
4		5:43.657	4:19.691	41.588	42.378	166.9	16:10:49.496	4		2:01.196	38.738	41.086	41.372	228.8	15:46:38.057
5		2:02.479	39.077	41.334	42.068	224.5	16:12:51.975	5		2:00.908	38.716	40.952	41.240	228.3	15:48:38.965
6		2:26.892 P	39.265	41.170	1:06.457	223.1	16:15:18.867	6		2:00.260	38.576	40.512	41.172	229.2	15:50:39.225

41 Fernando Barrichello Dallara F320 Spiess
Rookie Team Motopark

Lap	D	Time	Sector 1	Sector 2	Sector 3	T. Spd	Elapsed	Lap	D	Time	Sector 1	Sector 2	Sector 3	T. Spd	Elapsed
1		15:40:48.352	15:39:19.766	44.636	43.950	162.4	15:40:48.352	7		2:00.272	38.374	40.726	41.172	230.2	15:52:39.497
2		2:17.080 P	39.798	42.412	54.870	224.0	15:43:05.432	8		2:00.108	38.602	40.774	40.732	231.2	15:54:39.605
3		5:51.461	4:25.364	42.348	43.749	165.8	15:48:56.893	9		2:07.058 P	38.333	40.935	47.790	231.2	15:56:46.663
4		2:03.916	39.642	42.607	41.667	222.6	15:51:00.809	10		7:47.762	6:22.725	41.942	43.095	195.2	16:04:34.425
5		2:01.774	38.722	41.304	41.748	230.2	15:53:02.583	11		2:01.670	38.857	40.748	42.065	226.8	16:06:36.095
6		2:04.571	38.643	40.890	45.038	231.2	15:55:07.154	12		2:01.355	39.000	40.809	41.546	228.3	16:08:37.450
7		2:02.168	39.053	40.970	42.145	231.2	15:57:09.322	13		2:02.484	39.126	41.135	42.223	229.7	16:10:39.934
8		2:01.337	38.591	40.840	41.906	228.8	15:59:10.659	14		2:02.027	38.695	41.262	42.070	228.8	16:12:41.961

84 Francesco Simonazzi Dallara F320 Spiess
BVM Racing

Lap	D	Time	Sector 1	Sector 2	Sector 3	T. Spd	Elapsed	Lap	D	Time	Sector 1	Sector 2	Sector 3	T. Spd	Elapsed
1		15:42:56.869	15:41:32.646	42.011	42.212	181.5	15:42:56.869	1		15:42:56.869	15:41:32.646	42.011	42.212	181.5	15:42:56.869
2		2:05.329	39.271	43.170	42.888	229.2	15:45:02.198	2		2:05.329	39.271	43.170	42.888	229.2	15:45:02.198
3		2:02.167	39.017	41.266	41.884	229.2	15:47:04.365	3		2:02.167	39.017	41.266	41.884	229.2	15:47:04.365
4		2:02.384	38.582	41.467	42.335	229.2	15:49:06.749	4		2:02.384	38.582	41.467	42.335	229.2	15:49:06.749
5		2:01.222	38.610	40.947	41.665	232.2	15:51:07.971	5		2:01.222	38.610	40.947	41.665	232.2	15:51:07.971
6		2:02.071	38.757	40.909	42.405	231.7	15:53:10.042	6		2:02.071	38.757	40.909	42.405	231.7	15:53:10.042
7		2:16.519 P	38.548	41.367	56.604	230.7	15:55:26.561	7		2:16.519 P	38.548	41.367	56.604	230.7	15:55:26.561
8		6:35.805	5:12.268	41.837	41.700	191.8	16:02:02.366	8		6:35.805	5:12.268	41.837	41.700	191.8	16:02:02.366
9		2:09.190	41.765	41.904	45.521	229.2	16:04:11.556	9		2:09.190	41.765	41.904	45.521	229.2	16:04:11.556
10		2:04.406	39.174	42.260	42.972	227.3	16:06:15.962	10		2:04.406	39.174	42.260	42.972	227.3	16:06:15.962
11		2:05.690	39.655	42.810	43.225	232.7	16:08:21.652	11		2:05.690	39.655	42.810	43.225	232.7	16:08:21.652
12		2:07.285	39.556	42.894	44.835	231.2	16:10:28.937	12		2:07.285	39.556	42.894	44.835	231.2	16:10:28.937
13		2:05.920	40.420	42.180	43.320	227.8	16:12:34.857	13		2:05.920	40.420	42.180	43.320	227.8	16:12:34.857
14		2:15.551 P	39.403	42.680	53.468	228.8	16:14:50.408	14		2:15.551 P	39.403	42.680	53.468	228.8	16:14:50.408





Autodromo Nazionale Monza
Euroformula Open
Private test 2
Lap Analysis



99

José Garfias

Dallara F320 Spiess

Team Motopark

Lap	D	Time	Sector 1	Sector 2	Sector 3	T. Spd	Elapsed
1		15:50:11.271	15:48:44.699	43.598	42.974	167.1	15:50:11.271
2		2:04.255	39.355	41.212	43.688	228.3	15:52:15.526
3		2:01.536	38.671	41.443	41.422	230.2	15:54:17.062
4		2:00.997	38.790	40.964	41.243	228.8	15:56:18.059
5		2:00.922	38.857	40.963	41.102	228.3	15:58:18.981
6		2:00.724	38.775	40.543	41.406	226.8	16:00:19.705
7		2:09.681 P	38.599	40.679	50.403	227.8	16:02:29.386
8		5:49.968	4:24.970	42.891	42.107	189.8	16:08:19.354
9		2:01.820	39.136	41.004	41.680	227.8	16:10:21.174
10		2:02.610	38.982	41.149	42.479	227.8	16:12:23.784
11		2:01.712	38.750	40.891	42.071	228.8	16:14:25.496
12			38.863	41.233		225.9	






Autodromo Nazionale Monza
Euroformula Open
Private test 2
Best Sectors Results



Sector - 1			Sector - 2			Sector - 3			Ideal Lap vs Best Lap						
Clas	Nº	Driver	Time	Nº	Driver	Time	Nº	Driver	Time	Clas	Nº	Driver	Ideal Lap	Best Lap	Clas
1	71	Brad Benavides	38.333	71	Brad Benavides	40.512	71	Brad Benavides	40.732	1	71	Brad Benavides	1:59.577	2:00.108	1
2	84	Francesco Simonazzi	38.548	99	José Garfias	40.543	99	José Garfias	41.102	2	99	José Garfias	2:00.244	2:00.724	2
3	41	Fernando Barrichello	38.591	41	Fernando Barrichello	40.840	21	Yevan David	41.541	3	41	Fernando Barrichello	2:01.098	2:01.337	4
4	99	José Garfias	38.599	84	Francesco Simonazzi	40.909	84	Francesco Simonazzi	41.665	4	84	Francesco Simonazzi	2:01.122	2:01.222	3
5	21	Yevan David	38.743	37	Vladislav Ryabov	40.940	41	Fernando Barrichello	41.667	5	21	Yevan David	2:01.352	2:02.359	7
6	26	Jakob Bergmeister	38.865	21	Yevan David	41.068	37	Vladislav Ryabov	41.912	6	37	Vladislav Ryabov	2:01.772	2:02.099	5
7	37	Vladislav Ryabov	38.920	26	Jakob Bergmeister	41.071	26	Jakob Bergmeister	42.038	7	26	Jakob Bergmeister	2:01.974	2:02.295	6
8	65	Roman Roubíček	39.867	65	Roman Roubíček	43.648	65	Roman Roubíček	44.427	8	65	Roman Roubíček	2:07.942	2:07.946	8






Autodromo Nazionale Monza
Euroformula Open
Private test 2
Best 5 Lap Times



Cls	N°	Driver	Nat	Cat	Cls	Team	Nat	Vehicle	Best 1		Best 2		Best 3		Best 4		Best 5	
									Time	Lap	Time	Lap	Time	Lap	Time	Lap	Time	Lap
1	71	Brad Benavides				Team Motopark		Dallara F320 Spiess	2:00.108	8	2:00.260	6	2:00.272	7	2:00.908	5	2:01.196	4
2	99	José Garfias				Team Motopark		Dallara F320 Spiess	2:00.724	6	2:00.922	5	2:00.997	4	2:01.536	3	2:01.712	11
3	84	Francesco				BVM Racing		Dallara F320 Spiess	2:01.222	5	2:02.071	6	2:02.167	3	2:02.384	4	2:04.406	10
4	41	Fernando Barrichello		R	1	Team Motopark		Dallara F320 Spiess	2:01.337	8	2:01.774	5	2:02.168	7	2:02.657	12	2:02.709	11
5	37	Vladislav Ryabov		R	2	Team Motopark		Dallara F320 Spiess	2:02.099	2	2:02.383	3	2:02.479	5	2:26.892	6	5:43.657	4
6	26	Jakob Bergmeister				Team Motopark		Dallara F320 Spiess	2:02.295	4	2:02.345	5	2:02.500	3	2:05.394	2	2:17.881	6
7	21	Yevan David		R	3	Team Motopark		Dallara F320 Spiess	2:02.359	3	2:02.488	2	2:02.619	5	2:03.630	4	2:11.591	6
8	65	Roman Roubíček		GC	1	STKMelnik.cz		Dallara F320 HWA	2:07.946	8	2:09.204	6	2:09.369	12	2:09.384	7	2:09.457	5





Autodromo Nazionale Monza
Euroformula Open
Private test 2
Best 5 Top Speeds



Clas	N°	Driver	Nat	Cat	Cls	Team	Nat	Vehicle	Top 1		Top 2		Top 3		Top 4		Top 5		Avg
									Km/h	Lap	Km/h	Lap	Km/h	Lap	Km/h	Lap	Km/h	Lap	
1	84	Francesco Simonazzi				BVM Racing		Dallara F320 Spiess	232.7	11	232.2	5	231.7	6	231.2	12	230.7	7	231.7
2	41	Fernando Barrichello		R	1	Team Motopark		Dallara F320 Spiess	231.2	6	231.2	7	230.2	5	228.8	8	228.8	9	230.0
3	71	Brad Benavides				Team Motopark		Dallara F320 Spiess	231.2	8	231.2	9	230.2	7	229.7	13	229.2	6	230.3
4	99	José Garfias				Team Motopark		Dallara F320 Spiess	230.2	3	228.8	4	228.8	11	228.3	2	228.3	5	228.9
5	21	Yevan David		R	2	Team Motopark		Dallara F320 Spiess	227.8	4	227.3	5	225.9	2	225.0	3	223.6	6	225.9
6	37	Vladislav Ryabov		R	3	Team Motopark		Dallara F320 Spiess	226.8	2	225.0	3	224.5	4	224.5	5	223.1	6	224.8
7	65	Roman Roubíček		GC	1	STKMelnik.cz		Dallara F320 HWA	226.8	8	224.0	9	223.6	4	223.6	14	222.6	12	224.1
8	26	Jakob Bergmeister				Team Motopark		Dallara F320 Spiess	225.0	5	224.0	2	223.6	4	222.6	6	221.3	3	223.3





Autodromo Nazionale Monza
Euroformula Open
Private test 2
Fastest Laps Sequence



Autodromo Nazionale Monza 5.793 m.

Lap	Time of Day	Session Time	N° Driver	Nat	Cat	Team	Nat	Vehicle	Time	Km/h
2	15:42:35.606	4:35.606	71 Brad Benavides		USA	Team Motopark		DEU Dallara F320 Spiess	2:02.449	170.3
3	15:44:36.861	6:36.861	71 Brad Benavides		USA	Team Motopark		DEU Dallara F320 Spiess	2:01.255	171.9
4	15:46:38.057	8:38.057	71 Brad Benavides		USA	Team Motopark		DEU Dallara F320 Spiess	2:01.196	172.0
5	15:48:38.965	10:38.965	71 Brad Benavides		USA	Team Motopark		DEU Dallara F320 Spiess	2:00.908	172.4
6	15:50:39.225	12:39.225	71 Brad Benavides		USA	Team Motopark		DEU Dallara F320 Spiess	2:00.260	173.4
8	15:54:39.605	16:39.605	71 Brad Benavides		USA	Team Motopark		DEU Dallara F320 Spiess	2:00.108	173.6





Autodromo Nazionale Monza
Euroformula Open
Private test 2
Event Best Maximum Speed



N°	Driver	Nat	Cat	Clas	Team	Nat	Vehicle	Km/h	Session
84	Francesco Simonazzi		ITA		BVM Racing		Dallara F320 Spiess	243.2	Private test 1
99	José Garfias		MEX		Team Motopark		Dallara F320 Spiess	242.6	Private test 1
65	Roman Roubíček		CZE	GC 1	STKMelnik.cz		Dallara F320 HWA	235.8	Private test 1
71	Brad Benavides		USA		Team Motopark		Dallara F320 Spiess	231.2	Private test 2
41	Fernando Barrichello		BRA	R 1	Team Motopark		Dallara F320 Spiess	231.2	Private test 2
21	Yevan David		LVA	R 2	Team Motopark		Dallara F320 Spiess	227.8	Private test 2
37	Vladislav Ryabov		RUS	R 3	Team Motopark		Dallara F320 Spiess	226.8	Private test 2
26	Jakob Bergmeister		DEU		Team Motopark		Dallara F320 Spiess	225.0	Private test 2





Autodromo Nazionale Monza
Euroformula Open
Private test 2
Pit Stop Analysis



37 Vladislav Ryabov Dallara F320 Spiess

Rookie Team Motopark

N°	In Day Time	In Time	Out Time	Pit Time	T. Pit Time	Handicap	Diff.
1	16:07:09.939	16:07:09.939	16:08:44.914	1:34.975	1:34.975		

41 Fernando Barrichello Dallara F320 Spiess

Rookie Team Motopark

N°	In Day Time	In Time	Out Time	Pit Time	T. Pit Time	Handicap	Diff.
1	15:42:59.147	15:42:59.147	15:46:49.598	3:50.451	3:50.451		
2	16:01:15.419	16:01:15.419	16:07:59.529	6:44.110	10:34.561		

65 Roman Roubíček Dallara F320 HWA

GC STKMelnik.cz

N°	In Day Time	In Time	Out Time	Pit Time	T. Pit Time	Handicap	Diff.
1	15:58:46.593	15:58:46.593	16:01:42.068	2:55.475	2:55.475		

71 Brad Benavides Dallara F320 Spiess

Team Motopark

N°	In Day Time	In Time	Out Time	Pit Time	T. Pit Time	Handicap	Diff.
1	15:56:41.187	15:56:41.187	16:02:22.406	5:41.219	5:41.219		

84 Francesco Simonazzi Dallara F320 Spiess

BVM Racing

N°	In Day Time	In Time	Out Time	Pit Time	T. Pit Time	Handicap	Diff.
1	15:55:20.940	15:55:20.940	15:59:58.996	4:38.056	4:38.056		

99 José Garfias Dallara F320 Spiess

Team Motopark

N°	In Day Time	In Time	Out Time	Pit Time	T. Pit Time	Handicap	Diff.
1	16:02:22.978	16:02:22.978	16:06:10.115	3:47.137	3:47.137		





Autodromo Nazionale Monza

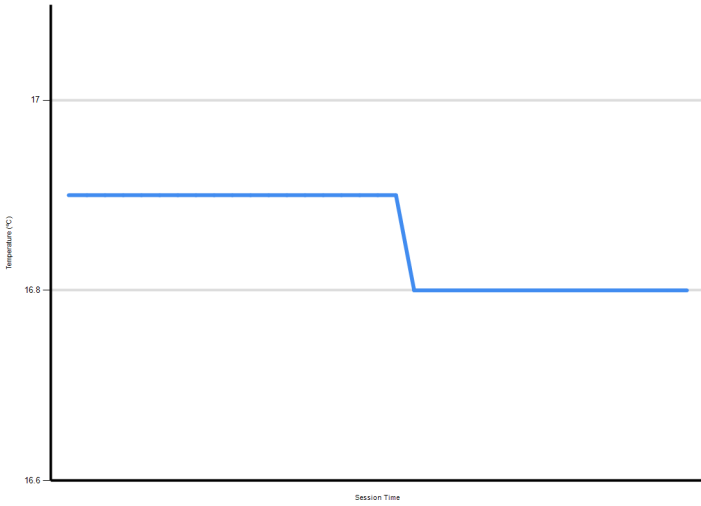
Euroformula Open

Private test 2

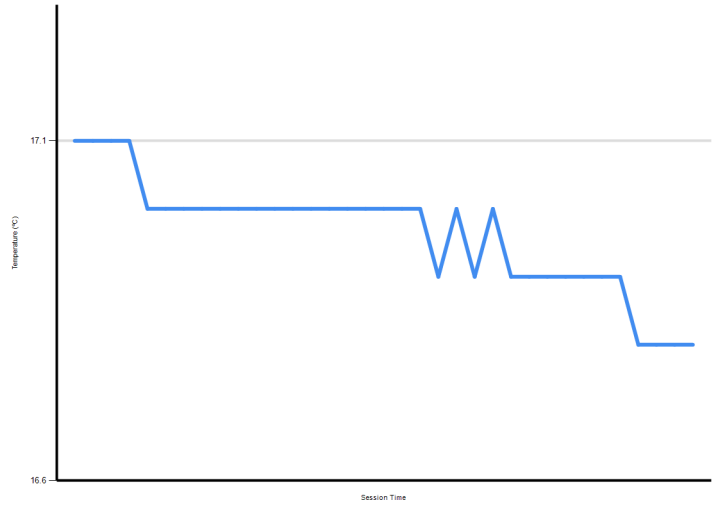
Weather Report



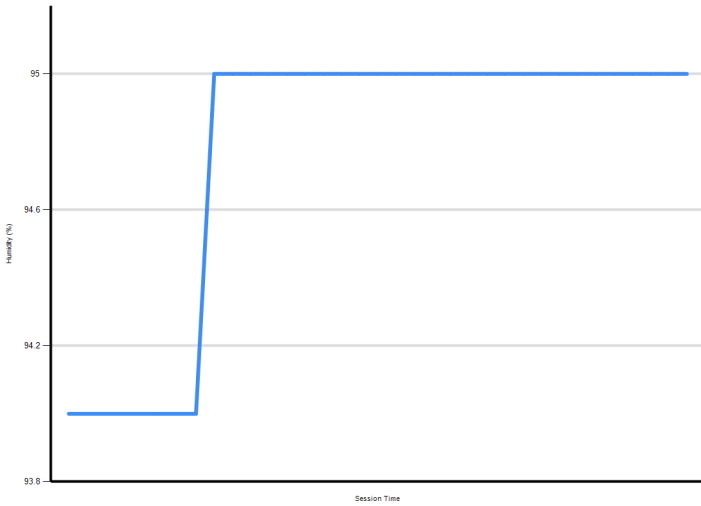
Air Temperature



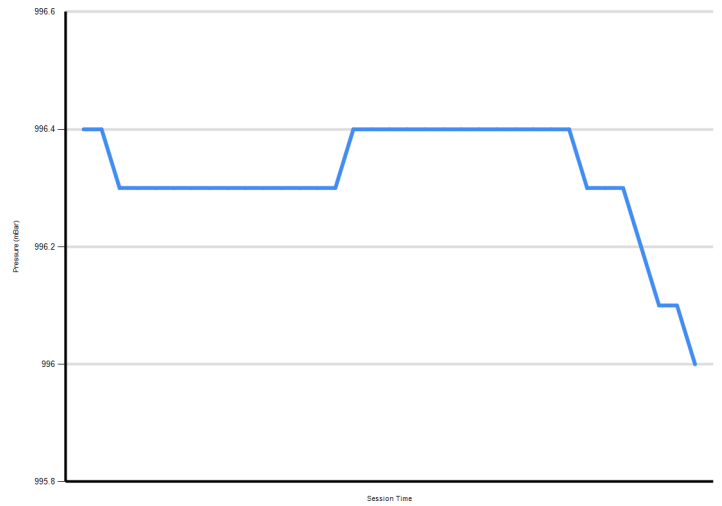
Track Temperature



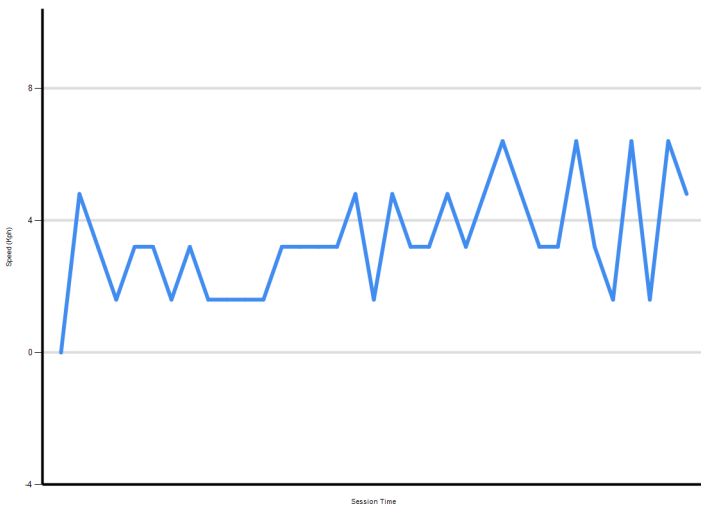
Humidity



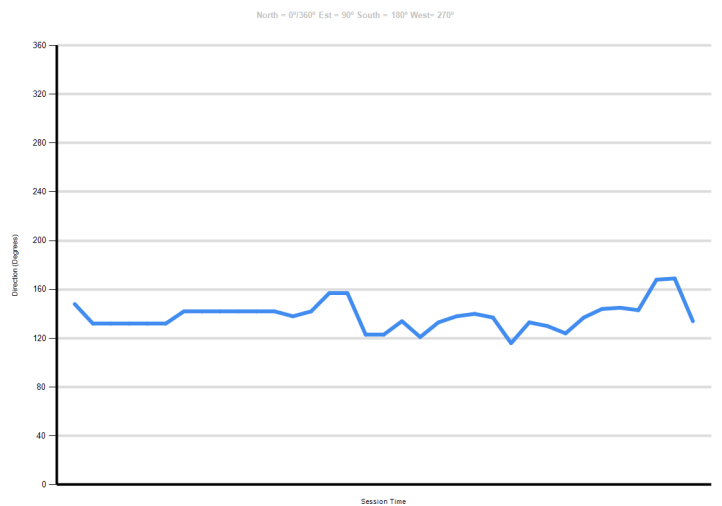
Pressure



Wind Speed



Wind direction





Autodromo Nazionale Monza
Euroformula Open
Private test 2
Combined Results



Cls	N°	Driver	Nat	Cat	Clas	Team	Nat	Vehicle	Laps	PT1	PT2	Best	Gap	Interval	Km/h		
1	99	José Garfias	MEX			Team Motopark	DEU	Dallara F320 Spiess	24	1:54.254	12	2:00.724	6	1:54.254	182.5		
2	84	Francesco Simonazzi	ITA			BVM Racing	ITA	Dallara F320 Spiess	29	1:54.636	14	2:01.222	5	1:54.636	0.382	0.382	181.9
3	71	Brad Benavides	USA			Team Motopark	DEU	Dallara F320 Spiess	16		2:00.108	8	2:00.108	5.854	5.472	173.6	
4	65	Roman Roubíček	CZE	GC	1	STKMelnik.cz	CZE	Dallara F320 HWA	32	2:00.418	13	2:07.946	8	2:00.418	6.164	0.310	173.1
5	41	Fernando Barrichello	BRA	R	1	Team Motopark	DEU	Dallara F320 Spiess	13		2:01.337	8	2:01.337	7.083	0.919	171.8	
6	37	Vladislav Ryabov	RUS	R	2	Team Motopark	DEU	Dallara F320 Spiess	6		2:02.099	2	2:02.099	7.845	0.762	170.8	
7	26	Jakob Bergmeister	DEU			Team Motopark	DEU	Dallara F320 Spiess	6		2:02.295	4	2:02.295	8.041	0.196	170.5	
8	21	Yevan David	LVA	R	3	Team Motopark	DEU	Dallara F320 Spiess	6		2:02.359	3	2:02.359	8.105	0.064	170.4	

Published at:.....

Race Director:

Timekeeper:

