



Autodromo Nazionale Monza
Euroformula Open
Qualifying
Provisional Results



Clas	Nº	Driver	Nat	Cat	Clas	Team	Nat	Vehicle	Laps	Best	Time	Gap	Interval	Km/h
1	71	Brad Benavides	USA			Team Motopark	DEU	Dallara F320 Spiess	13	12	1:41.418			205.6
2	21	Yevan David	LKA	R	1	Team Motopark	DEU	Dallara F320 Spiess	12	9	1:41.543	0.125	0.125	205.3
3	99	José Garfias	MEX			Team Motopark	DEU	Dallara F320 Spiess	11	9	1:41.853	0.435	0.310	204.7
4	41	Fernando Barrichello	BRA	R	2	Team Motopark	DEU	Dallara F320 Spiess	12	10	1:41.938	0.520	0.085	204.5
5	84	Francesco Simonazzi	ITA			BVM Racing	ITA	Dallara F320 Spiess	12	10	1:42.061	0.643	0.123	204.3
6	37	Vladislav Ryabov	MD	R	3	Team Motopark	DEU	Dallara F320 Spiess	13	8	1:42.478	1.060	0.417	203.5
7	26	Jakob Bergmeister	DEU			Team Motopark	DEU	Dallara F320 Spiess	12	11	1:42.556	1.138	0.078	203.3
8	65	Roman Roubíček	CZE	GC	1	STKMelnik.cz	CZE	Dallara F320 HWA	12	11	1:47.310	5.892	4.754	194.3

Published at:.....

Track Temp: 16.3 °C Air Temp: 13.8 °C Humidity: 96 % Track Status: DRY

Race Director:

Neus Santamaría Sanromà


DPB-0825-ESP/CAT

Timekeeper:


Luis Garcia

JOB-2654-ESP/M





Autodromo Nazionale Monza
Euroformula Open
Qualifying
Track Limit



The Stewards, having received a report from Race Director, have considered the following matter and determine the following:

Session Qualifying
Fact The cars below did not use the track at the turns listed below

Infringement Breach of Appendix L Chapter IV Article 2 c) of the FIA International Sporting Code and Article 19.4/19.5 of the Sporting Regulations.

Decision Deletion of the lap times shown in accordance with Article 12.4.1.e of the FIA International Sporting Code.


Note

- Certain decisions of the Stewards are subject to appeal (Article 15 of the FIA International Sporting Code).
- These penalties are not subject to appeal Article.12.3.4 of the FIA International Sporting Code and Article 16.5 of the Sporting Regulations.
- According to Article.12.3.3.b of the FIA International Sporting Code these decisions become immediately binding even in case of an appeal.

Ord	Turn	N° Driver	Entrant/Team	Time of Day	Lap Time
1	5	99 José Garfias	Team Motopark	10:03:44.543	2:03.259

The Stewards:





Autodromo Nazionale Monza
Euroformula Open
Qualifying
Provisional Results by Category



Rookie														
Clas	Nº	Driver	Nat	Cat	Clas	Team	Nat	Vehicle	Laps	Best	Time	Gap	Interval	Km/h
1	21	Yevan David		R	1	Team Motopark		Dallara F320 Spiess	12	9	1:41.543			205.3
2	41	Fernando Barrichello		R	2	Team Motopark		Dallara F320 Spiess	12	10	1:41.938	0.395	0.395	204.5
3	37	Vladislav Ryabov		R	3	Team Motopark		Dallara F320 Spiess	13	8	1:42.478	0.935	0.540	203.5

GC														
Clas	Nº	Driver	Nat	Cat	Clas	Team	Nat	Vehicle	Laps	Best	Time	Gap	Interval	Km/h
1	65	Roman Roubíček		GC	1	STKMelnik.cz		Dallara F320 HWA	12	11	1:47.310			194.3

Clas	Nº	Driver	Nat	Cat	Clas	Team	Nat	Vehicle	Laps	Best	Time	Gap	Interval	Km/h
1	71	Brad Benavides				Team Motopark		Dallara F320 Spiess	13	12	1:41.418			205.6
2	99	José Garfias				Team Motopark		Dallara F320 Spiess	11	9	1:41.853	0.435	0.435	204.7
3	84	Francesco Simonazzi				BVM Racing		Dallara F320 Spiess	12	10	1:42.061	0.643	0.208	204.3
4	26	Jakob Bergmeister				Team Motopark		Dallara F320 Spiess	12	11	1:42.556	1.138	0.495	203.3

Published at:.....

Track Temp: 16.3 °C Air Temp: 13.8 °C Humidity: 96 % Track Status: DRY

Race Director:

Neus Santamaría Sanromà
 DPB-0825-ESP/CAT

Timekeeper:

Luis Garcia
 JOB-2654-ESP/M





Autodromo Nazionale Monza
Euroformula Open
Qualifying
Lap Analysis



21 Yevan David Dallara F320 Spiess **41** Fernando Barrichello Dallara F320 Spiess
Rookie Team Motopark Rookie Team Motopark

Lap	D	Time	Sector 1	Sector 2	Sector 3	T. Spd	Elapsed	Lap	D	Time	Sector 1	Sector 2	Sector 3	T. Spd	Elapsed
1		9:52:24.500	9:51:06.039	40.389	38.072	192.1	9:52:24.500	1		9:53:28.719	9:52:12.418	38.599	37.702	190.1	9:53:28.719
2		1:51.341	36.574	36.349	38.418	230.7	9:54:15.841	2		1:47.593	35.454	36.277	35.862	248.2	9:55:16.312
3		1:43.873	34.417	34.655	34.801	254.7	9:55:59.714	3		1:45.251	34.673	35.368	35.210	252.9	9:57:01.563
4		1:47.456	34.422	34.992	38.042	253.5	9:57:47.170	4		1:43.947	34.206	34.402	35.339	254.7	9:58:45.510
5		1:42.196	34.030	33.979	34.187	257.1	9:59:29.366	5		1:43.319	34.015	34.178	35.126	255.3	10:00:28.829
6		1:46.894	33.996	35.260	37.638	257.7	10:01:16.260	6		1:42.455	33.855	33.985	34.615	256.5	10:02:11.284
7		1:41.673	33.920	33.598	34.155	255.9	10:02:57.933	7		1:42.633	33.816	33.966	34.851	255.9	10:03:53.917
8		1:46.001	34.105	34.063	37.833	254.7	10:04:43.934	8		1:42.177	33.872	33.740	34.565	255.9	10:05:36.094
9		1:41.543	33.830	33.393	34.320	257.1	10:06:25.477	9		1:41.949	33.819	33.695	34.435	257.7	10:07:18.043
10		1:45.820	34.037	34.559	37.224	254.7	10:08:11.297	10		1:41.938	33.891	33.817	34.230	257.7	10:08:59.981
11		1:41.634	33.807	33.491	34.336	257.1	10:09:52.931	11		1:42.105	33.774	33.775	34.556	257.7	10:10:42.086
12		1:59.768 P	34.088	35.055	50.625	254.7	10:11:52.699	12		1:56.188 P	36.145	35.340	44.703	257.1	10:12:38.274

26 Jakob Bergmeister Dallara F320 Spiess **65** Roman Roubíček Dallara F320 HWA
Team Motopark GC STKMelnik.cz

Lap	D	Time	Sector 1	Sector 2	Sector 3	T. Spd	Elapsed	Lap	D	Time	Sector 1	Sector 2	Sector 3	T. Spd	Elapsed
1		9:52:31.151	9:51:13.822	39.253	38.076	196.3	9:52:31.151	1		9:52:59.134	9:51:32.234	42.333	44.567	175.8	9:52:59.134
2		1:49.328	35.567	36.462	37.299	247.1	9:54:20.479	2		1:53.562	37.692	38.143	37.727	247.7	9:54:52.696
3		1:45.481	34.674	35.216	35.591	256.5	9:56:05.960	3		1:50.436	36.012	36.856	37.568	250.0	9:56:43.132
4		1:44.655	34.432	34.977	35.246	257.1	9:57:50.615	4		1:49.391	35.546	36.768	37.077	248.8	9:58:32.523
5		1:43.432	33.996	34.473	34.963	257.1	9:59:34.047	5		1:49.430	35.957	36.395	37.078	250.0	10:00:21.953
6		1:43.136	33.922	34.309	34.905	257.7	10:01:17.183	6		1:49.179	35.643	36.578	36.958	251.1	10:02:11.132
7		1:44.076	33.821	34.202	36.053	257.7	10:03:01.259	7		1:48.366	35.564	36.088	36.714	251.7	10:03:59.498
8		1:43.787	33.918	34.389	35.480	257.1	10:04:45.046	8		1:47.324	35.252	35.535	36.537	251.7	10:05:46.822
9		1:48.015	37.125	35.701	35.189	213.4	10:06:33.061	9		1:47.589	35.312	35.812	36.465	251.1	10:07:34.411
10		1:42.736	33.914	34.154	34.668	257.1	10:08:15.797	10		1:48.054	35.853	35.712	36.489	252.3	10:09:22.465
11		1:42.556	33.720	34.122	34.714	259.6	10:09:58.353	11		1:47.310	35.395	35.664	36.251	250.0	10:11:09.775
12		2:02.088 P	36.110	36.046	49.932	258.9	10:12:00.441	12		2:00.247 P	36.139	36.488	47.620	244.8	10:13:10.022

37 Vladislav Ryabov Dallara F320 Spiess **71** Brad Benavides Dallara F320 Spiess
Rookie Team Motopark Team Motopark

Lap	D	Time	Sector 1	Sector 2	Sector 3	T. Spd	Elapsed	Lap	D	Time	Sector 1	Sector 2	Sector 3	T. Spd	Elapsed
1		9:52:27.338	9:51:07.449	41.274	38.615	175.8	9:52:27.338	1		9:52:23.742	9:51:05.421	40.364	37.957	186.8	9:52:23.742
2		1:50.619	35.844	36.298	38.477	226.8	9:54:17.957	2		1:48.602	36.669	36.179	35.754	231.2	9:54:12.344
3		1:43.808	34.158	34.654	34.996	257.7	9:56:01.765	3		1:48.642	34.625	35.850	38.167	252.9	9:56:00.986
4		1:42.913	33.793	34.401	34.719	261.5	9:57:44.678	4		1:42.874	33.888	34.231	34.755	258.9	9:57:43.860
5		1:42.910	33.910	34.230	34.770	256.5	9:59:27.588	5		1:47.951	35.850	35.633	36.468	236.3	9:59:31.811
6		1:49.419	36.377	34.436	38.606	254.7	10:01:17.007	6		1:41.974	33.691	33.675	34.608	257.7	10:01:13.785
7		1:45.459	34.502	34.780	36.177	250.0	10:03:02.466	7		1:45.831	34.168	35.253	36.410	254.7	10:02:59.616
8		1:42.478	33.698	33.895	34.885	260.8	10:04:44.944	8		1:42.003	33.729	33.759	34.515	258.3	10:04:41.619
9		1:44.225	33.634	34.631	35.960	260.2	10:06:29.169	9		1:45.708	33.963	34.870	36.875	254.7	10:06:27.327
10		1:42.595	33.867	33.901	34.827	258.3	10:08:11.764	10		1:41.618	33.688	33.529	34.401	258.9	10:08:08.945
11		1:43.546	33.622	34.485	35.439	264.7	10:09:55.310	11		1:44.824	33.851	34.978	35.995	254.7	10:09:53.769
12		1:43.424	33.883	34.812	34.729	257.7	10:11:38.734	12		1:41.418	33.594	33.602	34.222	260.8	10:11:35.187
13		2:01.048 P	34.152	38.683	48.213	262.7	10:13:39.782	13		2:05.348 P	36.634	43.705	45.009	254.7	10:13:40.535





Autodromo Nazionale Monza
Euroformula Open
Qualifying
Lap Analysis



84

Francesco Simonazzi

Dallara F320 Spiess

BVM Racing

Lap	D	Time	Sector 1	Sector 2	Sector 3	T. Spd	Elapsed
1		9:52:51.514	9:51:34.553	39.411	37.550	182.7	9:52:51.514
2		1:48.001	35.561	36.311	36.129	251.1	9:54:39.515
3		1:44.226	34.505	34.722	34.999	253.5	9:56:23.741
4		1:43.968	34.491	34.513	34.964	254.1	9:58:07.709
5		1:42.803	34.040	34.148	34.615	254.7	9:59:50.512
6		1:42.777	34.008	34.136	34.633	254.7	10:01:33.289
7		1:42.429	33.960	33.987	34.482	254.1	10:03:15.718
8		2:20.720 P	33.997	47.053	59.670	254.1	10:05:36.438
9		2:37.313	1:18.816	42.844	35.653	146.9	10:08:13.751
10		1:42.061	33.574	34.053	34.434	258.3	10:09:55.812
11		1:42.204	33.614	34.166	34.424	260.8	10:11:38.016
12		2:28.501 P	43.956	50.608	53.937	225.0	10:14:06.517

99

José Garfias

Dallara F320 Spiess

Team Motopark

Lap	D	Time	Sector 1	Sector 2	Sector 3	T. Spd	Elapsed
1		9:54:45.848	9:53:29.078	39.097	37.673	203.7	9:54:45.848
2		1:46.236	35.322	35.648	35.266	249.4	9:56:32.084
3		1:44.591	34.224	35.515	34.852	254.1	9:58:16.675
4		1:42.553	33.923	34.053	34.577	255.3	9:59:59.228
5		1:42.056	33.811	33.813	34.432	255.3	10:01:41.284
6		2:03.259	33.710	46.040	43.509	255.3	10:03:44.543
7		1:47.857	39.017	34.210	34.630	252.9	10:05:32.400
8		1:41.966	33.992	33.634	34.340	254.1	10:07:14.366
9		1:41.853	33.910	33.606	34.337	254.1	10:08:56.219
10		1:42.942	33.845	34.290	34.807	254.1	10:10:39.161
11		1:52.468 P	33.846	33.496	45.126	254.7	10:12:31.629






Autodromo Nazionale Monza
Euroformula Open
Qualifying
Best Sectors Results



Sector - 1				Sector - 2				Sector - 3				Ideal Lap vs Best Lap			
Clas	Nº	Driver	Time	Nº	Driver	Time	Nº	Driver	Time	Clas	Nº	Driver	Ideal Lap	Best Lap	Clas
1	84	Francesco Simonazzi	33.574	21	Yevan David	33.393	21	Yevan David	34.155	1	71	Brad Benavides	1:41.345	1:41.418	1
2	71	Brad Benavides	33.594	99	José Garfias	33.496	71	Brad Benavides	34.222	2	21	Yevan David	1:41.355	1:41.543	2
3	37	Vladislav Ryabov	33.622	71	Brad Benavides	33.529	41	Fernando Barrichello	34.230	3	99	José Garfias	1:41.543	1:41.853	3
4	99	José Garfias	33.710	41	Fernando Barrichello	33.695	99	José Garfias	34.337	4	41	Fernando Barrichello	1:41.699	1:41.938	4
5	26	Jakob Bergmeister	33.720	37	Vladislav Ryabov	33.895	84	Francesco Simonazzi	34.424	5	84	Francesco Simonazzi	1:41.985	1:42.061	5
6	41	Fernando Barrichello	33.774	84	Francesco Simonazzi	33.987	26	Jakob Bergmeister	34.668	6	37	Vladislav Ryabov	1:42.236	1:42.478	6
7	21	Yevan David	33.807	26	Jakob Bergmeister	34.122	37	Vladislav Ryabov	34.719	7	26	Jakob Bergmeister	1:42.510	1:42.556	7
8	65	Roman Roubíček	35.252	65	Roman Roubíček	35.535	65	Roman Roubíček	36.251	8	65	Roman Roubíček	1:47.038	1:47.310	8






Autodromo Nazionale Monza
Euroformula Open
Qualifying
Best 5 Lap Times



Cls	N°	Driver	Nat	Cat	Cls	Team	Nat	Vehicle	Best 1		Best 2		Best 3		Best 4		Best 5	
									Time	Lap	Time	Lap	Time	Lap	Time	Lap	Time	Lap
1	71	Brad Benavides				Team Motopark		Dallara F320 Spiess	1:41.418	12	1:41.618	10	1:41.974	6	1:42.003	8	1:42.874	4
2	21	Yevan David		R	1	Team Motopark		Dallara F320 Spiess	1:41.543	9	1:41.634	11	1:41.673	7	1:42.196	5	1:43.873	3
3	99	José Garfias				Team Motopark		Dallara F320 Spiess	1:41.853	9	1:41.966	8	1:42.056	5	1:42.553	4	1:42.942	10
4	41	Fernando Barrichello		R	2	Team Motopark		Dallara F320 Spiess	1:41.938	10	1:41.949	9	1:42.105	11	1:42.177	8	1:42.455	6
5	84	Francesco				BVM Racing		Dallara F320 Spiess	1:42.061	10	1:42.204	11	1:42.429	7	1:42.777	6	1:42.803	5
6	37	Vladislav Ryabov		R	3	Team Motopark		Dallara F320 Spiess	1:42.478	8	1:42.595	10	1:42.910	5	1:42.913	4	1:43.424	12
7	26	Jakob Bergmeister				Team Motopark		Dallara F320 Spiess	1:42.556	11	1:42.736	10	1:43.136	6	1:43.432	5	1:43.787	8
8	65	Roman Roubíček		GC	1	STKMelnik.cz		Dallara F320 HWA	1:47.310	11	1:47.324	8	1:47.589	9	1:48.054	10	1:48.366	7





Autodromo Nazionale Monza
Euroformula Open
Qualifying
Best 5 Top Speeds



Clas	N°	Driver	Nat	Cat	Cls	Team	Nat	Vehicle	Top 1		Top 2		Top 3		Top 4		Top 5		Avg	
									Km/h	Lap	Km/h	Lap	Km/h	Lap	Km/h	Lap	Km/h	Lap		
1	37	Vladislav Ryabov		NO	R	1	Team Motopark		Dallara F320 Spiess	264.7	11	262.7	13	261.5	4	260.8	8	260.2	9	262.0
2	71	Brad Benavides		USA			Team Motopark		Dallara F320 Spiess	260.8	12	258.9	4	258.9	10	258.3	8	257.7	6	258.9
3	84	Francesco Simonazzi		ITA			BVM Racing		Dallara F320 Spiess	260.8	11	258.3	10	254.7	5	254.7	6	254.1	4	256.5
4	26	Jakob Bergmeister		DEU			Team Motopark		Dallara F320 Spiess	259.6	11	258.9	12	257.7	6	257.7	7	257.1	4	258.2
5	21	Yevan David		USA	R	2	Team Motopark		Dallara F320 Spiess	257.7	6	257.1	5	257.1	9	257.1	11	255.9	7	257.0
6	41	Fernando Barrichello		BRA	R	3	Team Motopark		Dallara F320 Spiess	257.7	9	257.7	10	257.7	11	257.1	12	256.5	6	257.3
7	99	José Garfias		MEX			Team Motopark		Dallara F320 Spiess	255.3	4	255.3	5	255.3	6	254.7	11	254.1	3	254.9
8	65	Roman Roubíček		CZE	GC	1	STKMelnik.cz		Dallara F320 HWA	252.3	10	251.7	7	251.7	8	251.1	6	251.1	9	251.6





Autodromo Nazionale Monza
Euroformula Open
Qualifying
Fastest Laps Sequence



Lap	Time of Day	Session Time	Nº Driver	Nat	Cat	Team	Nat	Vehicle	Time	Km/h
2	9:54:12.344	4:12.344	71 Brad Benavides		USA	Team Motopark		DEU Dallara F320 Spiess	1:48.602	192.0
2	9:54:39.515	4:39.515	84 Francesco Simonazzi		ITA	BVM Racing		ITA Dallara F320 Spiess	1:48.001	193.0
2	9:55:16.312	5:16.312	41 Fernando Barrichello		BRA	R Team Motopark		DEU Dallara F320 Spiess	1:47.593	193.8
3	9:55:59.714	5:59.714	21 Yevan David		LKA	R Team Motopark		DEU Dallara F320 Spiess	1:43.873	200.7
3	9:56:01.765	6:01.765	37 Vladislav Ryabov		IND	R Team Motopark		DEU Dallara F320 Spiess	1:43.808	200.8
4	9:57:43.860	7:43.860	71 Brad Benavides		USA	Team Motopark		DEU Dallara F320 Spiess	1:42.874	202.7
5	9:59:29.366	9:29.366	21 Yevan David		LKA	R Team Motopark		DEU Dallara F320 Spiess	1:42.196	204.0
6	10:01:13.785	11:13.785	71 Brad Benavides		USA	Team Motopark		DEU Dallara F320 Spiess	1:41.974	204.5
7	10:02:57.933	12:57.933	21 Yevan David		LKA	R Team Motopark		DEU Dallara F320 Spiess	1:41.673	205.1
9	10:06:25.477	16:25.477	21 Yevan David		LKA	R Team Motopark		DEU Dallara F320 Spiess	1:41.543	205.3
12	10:11:35.187	21:35.187	71 Brad Benavides		USA	Team Motopark		DEU Dallara F320 Spiess	1:41.418	205.6






Autodromo Nazionale Monza
Euroformula Open
Qualifying
Event Best Maximum Speed



Autodromo Nazionale Monza 5.793 m.

N°	Driver	Nat	Cat	Clas	Team	Nat	Vehicle	Km/h	Session
37	Vladislav Ryabov		NO	R 1	Team Motopark		Dallara F320 Spiess	264.7	Qualifying
71	Brad Benavides		USA		Team Motopark		Dallara F320 Spiess	262.1	Free practice - 2
84	Francesco Simonazzi		ITA		BVM Racing		Dallara F320 Spiess	260.8	Qualifying
26	Jakob Bergmeister		DEU		Team Motopark		Dallara F320 Spiess	259.6	Qualifying
21	Yevan David		USA	R 2	Team Motopark		Dallara F320 Spiess	257.7	Qualifying
41	Fernando Barrichello		BRA	R 3	Team Motopark		Dallara F320 Spiess	257.7	Qualifying
99	José Garfias		MEX		Team Motopark		Dallara F320 Spiess	255.3	Qualifying
65	Roman Roubíček		CZE	GC 1	STKMelnik.cz		Dallara F320 HWA	252.3	Qualifying





Autodromo Nazionale Monza
Euroformula Open
Qualifying
Pit Stop Analysis




Autodromo Nazionale Monza 5.793 m.

84 Francesco Simonazzi Dallara F320 Spiess

BVM Racing

N°	In Day Time	In Time	Out Time	Pit Time	T. Pit Time	Handicap	Diff.
1	10:05:30.426	10:05:30.426	10:06:00.605	30.179	30.179		

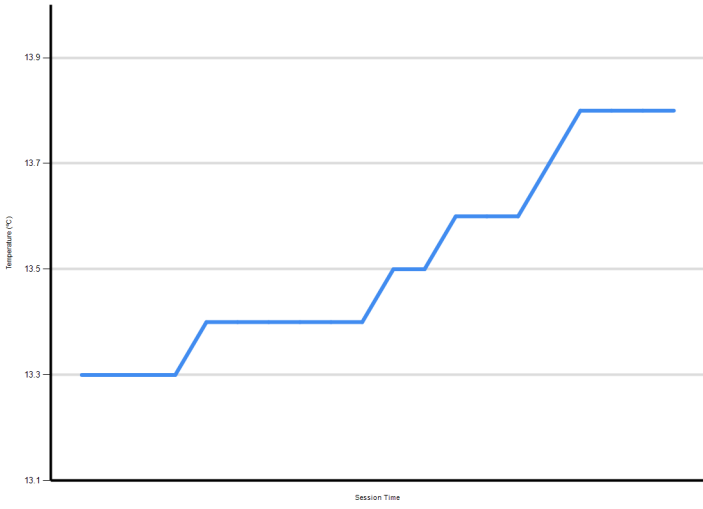




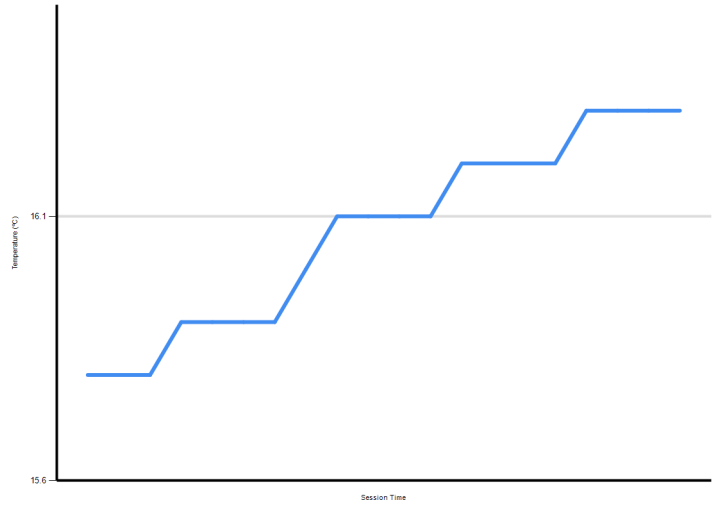
Autodromo Nazionale Monza
Euroformula Open
Qualifying
Weather Report



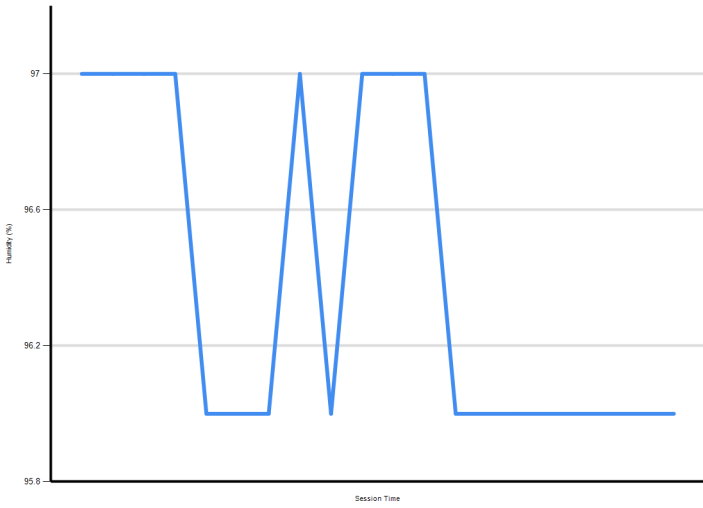
Air Temperature



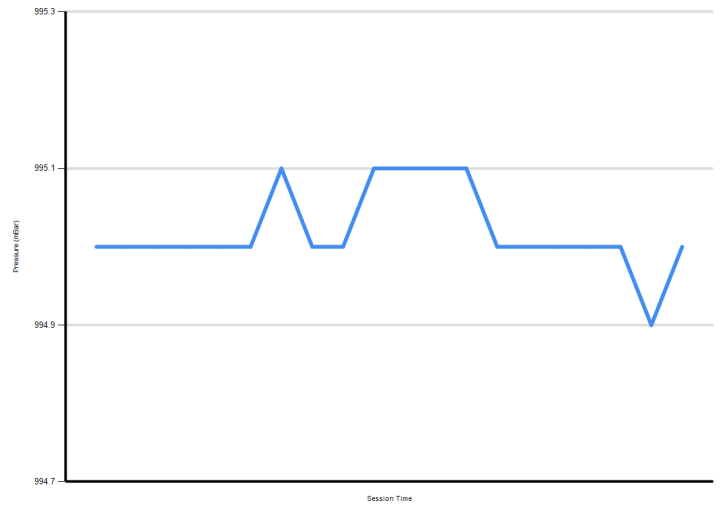
Track Temperature



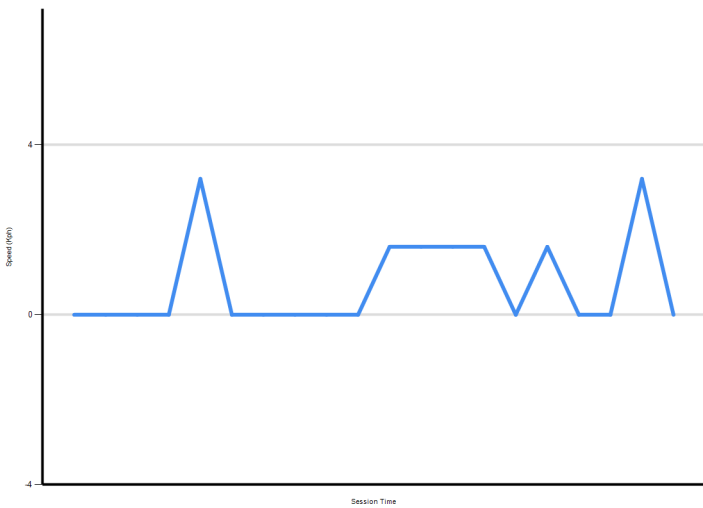
Humidity



Pressure



Wind Speed



Wind direction

