

Autodromo Nazionale Monza
Euroformula Open
Race - 1
Provisional Results



Autodromo Nazionale Monza 5.793 m.

Clas	Nº	Driver	Nat	Cat	Clas	Team	Nat	Vehicle	Laps	Total Time	Gap	Interval	Km/h	Best	Time	Km/h
1	21	Yevan David		R	1	Team Motopark		Dallara F320 Spiess	16	30:13.233			184.0	8	1:52.624	185.1
2	84	Francesco Simonazzi				BVM Racing		Dallara F320 Spiess	16	30:13.775	0.542	0.542	183.9	12	1:51.666	186.7
3	99	José Garfias				Team Motopark		Dallara F320 Spiess	16	30:15.163	1.930	1.388	183.8	14	1:52.397	185.5
4	41	Fernando Barrichello		R	2	Team Motopark		Dallara F320 Spiess	16	30:17.206	3.973	2.043	183.6	13	1:52.060	186.1
5	26	Jakob Bergmeister				Team Motopark		Dallara F320 Spiess	16	30:20.385	7.152	3.179	183.3	14	1:52.211	185.8
6	71	Brad Benavides				Team Motopark		Dallara F320 Spiess	16	30:20.972	7.739	0.587	183.2	16	1:52.697	185.0
7	65	Roman Roubíček		GC	1	STKMelnik.cz		Dallara F320 HWA	15	30:29.437	1 Lap	1 Lap	170.9	15	2:00.022	173.7
Not classified: (Requirements: 75% of number laps of leader = 12 Laps)																
	37	Vladislav Ryabov		R		Team Motopark		Dallara F320 Spiess	8	15:13.005	8 Laps	7 Laps	182.7	4	1:52.860	184.7

Fastest lap Francesco Simonazzi in 1:51.666 at 186.7 Km/h in lap 12

Published at:.....

Track Temp: 18.0 °C Air Temp: 16.1 °C Humidity: 90 % Track Status: WET

Race Director:

Neus Santamaría Sanromà

DPB-0825-ESP/CAT

Timekeeper:

Luis Garcia

JOB-2654-ESP/M





Autodromo Nazionale Monza

Euroformula Open

Race - 1

Provisional Results by Category



Rookie																		
Clas	Nº	Driver	Nat	Cat	Clas	Team	Nat	Vehicle	Laps	Total Time	Gap	Interval	Km/h	Best	Time	Km/h		
1	21	Yevan David		USA	R	1	Team Motopark		DEU	Dallara F320 Spiess	16	30:13.233			184.0	8	1:52.624	185.1
2	41	Fernando Barrichello		BRA	R	2	Team Motopark		DEU	Dallara F320 Spiess	16	30:17.206	3.973	3.973	183.6	13	1:52.060	186.1
Not classified: (Requirements: 75% of number laps of leader = 12 Laps)																		
	37	Vladislav Ryabov		RUS	R	3	Team Motopark		DEU	Dallara F320 Spiess	8	15:13.005	8 Laps	8 Laps	182.7	4	1:52.860	184.7

GC																		
Clas	Nº	Driver	Nat	Cat	Clas	Team	Nat	Vehicle	Laps	Total Time	Gap	Interval	Km/h	Best	Time	Km/h		
1	65	Roman Roubíček		CZE	GC	1	STKMelnik.cz		CZE	Dallara F320 HWA	15	30:29.437			170.9	15	2:00.022	173.7
1	84	Francesco Simonazzi		ITA			BVM Racing		ITA	Dallara F320 Spiess	16	30:13.775			183.9	12	1:51.666	186.7
2	99	José Garfias		MEX			Team Motopark		DEU	Dallara F320 Spiess	16	30:15.163	1.388	1.388	183.8	14	1:52.397	185.5
3	26	Jakob Bergmeister		DEU			Team Motopark		DEU	Dallara F320 Spiess	16	30:20.385	6.610	5.222	183.3	14	1:52.211	185.8
4	71	Brad Benavides		USA			Team Motopark		DEU	Dallara F320 Spiess	16	30:20.972	7.197	0.587	183.2	16	1:52.697	185.0

Fastest lap Francesco Simonazzi in 1:51.666 at 186.7 Km/h in lap 12

Published at:.....

Track Temp: 18.0 °C Air Temp: 16.1 °C Humidity: 90 % Track Status: WET

Race Director:

Neus Santamaría Sanromà


DPB-0825-ESP/CAT

Timekeeper:

Luis Garcia

JOB-2654-ESP/M





Autodromo Nazionale Monza
Euroformula Open
Race - 1



Provisional Classification by Driver Fastest Lap

Cl	N°	Entrant/Team	Nat	Vehicle	Driver	Nat	Cat	Cl	Laps	Best	Time	Gap	Interval	Km/h
1	84	BVM Racing	ITA	Dallara F320 Spiess	Francesco Simonazzi	ITA			16	12	1:51.666			186.7
2	41	Team Motopark	DEU	Dallara F320 Spiess	Fernando Barrichello	BRA	R	1	16	13	1:52.060	0.394	0.394	186.1
3	26	Team Motopark	DEU	Dallara F320 Spiess	Jakob Bergmeister	DEU			16	14	1:52.211	0.545	0.151	185.8
4	99	Team Motopark	DEU	Dallara F320 Spiess	José Garfias	MEX			16	14	1:52.397	0.731	0.186	185.5
5	21	Team Motopark	DEU	Dallara F320 Spiess	Yevan David	LKA	R	2	16	8	1:52.624	0.958	0.227	185.1
6	71	Team Motopark	DEU	Dallara F320 Spiess	Brad Benavides	USA			16	16	1:52.697	1.031	0.073	185.0
7	37	Team Motopark	DEU	Dallara F320 Spiess	Vladislav Ryabov	IND	R	3	8	4	1:52.860	1.194	0.163	184.7
8	65	STKMelnik.cz	CZE	Dallara F320 HWA	Roman Roubíček	CZE	GC	1	15	15	2:00.022	8.356	7.162	173.7






Autodromo Nazionale Monza
Euroformula Open
Race - 1
Distance and Speed Average



Clas	Nº	Driver	Nat	Cat	Clas	Team	Nat	Vehicle	Laps	Distance	Total Time	Km/h
1	21	Yevan David	LCA	R	1	Team Motopark	DEU	Dallara F320 Spiess	16	92.68	30:13.233	184.0
2	84	Francesco Simonazzi	ITA			BVM Racing	ITA	Dallara F320 Spiess	16	92.68	30:13.775	183.9
3	99	José Garfías	MEX			Team Motopark	DEU	Dallara F320 Spiess	16	92.68	30:15.163	183.8
4	41	Fernando Barrichello	BRA	R	2	Team Motopark	DEU	Dallara F320 Spiess	16	92.68	30:17.206	183.6
5	26	Jakob Bergmeister	DEU			Team Motopark	DEU	Dallara F320 Spiess	16	92.68	30:20.385	183.3
6	71	Brad Benavides	USA			Team Motopark	DEU	Dallara F320 Spiess	16	92.68	30:20.972	183.2
7	65	Roman Roubíček	CZE	GC	1	STKMelnik.cz	CZE	Dallara F320 HWA	15	86.89	30:29.437	170.9
8	37	Vladislav Ryabov	RUS	R	3	Team Motopark	DEU	Dallara F320 Spiess	8	46.34	15:13.005	182.7





Autodromo Nazionale Monza
Euroformula Open
Race - 1
Lap Analysis



21 Yevan David Dallara F320 Spiess **41** Fernando Barrichello Dallara F320 Spiess

Rookie							Team Motopark							Rookie							Team Motopark																																																																																																																										
Lap	D	Time	Sector 1	Sector 2	Sector 3	T. Spd	Elapsed	Lap	D	Time	Sector 1	Sector 2	Sector 3	T. Spd	Elapsed	Lap	D	Time	Sector 1	Sector 2	Sector 3	T. Spd	Elapsed	Lap	D	Time	Sector 1	Sector 2	Sector 3	T. Spd	Elapsed																																																																																																																
1		1:54.867	37.520	38.974	38.373	209.7	1:54.867	1		1:57.498	39.108	39.329	39.061	211.7	1:57.498	2		1:54.401	36.548	39.457	38.396	248.8	3:51.899	3		1:52.961	36.773	38.209	37.979	241.6	5:41.264	4		1:52.785	36.434	38.267	38.084	248.8	7:37.932	5		1:52.874	36.869	38.167	37.838	241.6	9:27.043	6		1:53.190	36.940	38.217	38.033	242.1	11:20.233	7		1:53.040	37.005	38.219	37.816	242.6	13:13.273	8		1:52.624	36.800	38.069	37.755	242.1	15:05.897	9		1:52.766	36.803	38.084	37.879	242.1	16:58.663	10		1:52.832	36.960	38.131	37.741	241.6	18:51.495	11		1:53.082	36.854	38.072	38.156	242.1	20:44.577	12		1:53.159	36.843	37.955	38.361	242.6	22:37.736	13		1:55.090	36.822	38.161	40.107	243.2	24:32.826	14		1:53.457	37.129	38.322	38.006	245.4	26:26.283	15		1:53.770	36.969	39.004	37.797	242.6	28:20.053	16		1:53.180	36.761	38.586	37.833	241.6	30:13.233	1		1:52.136	36.728	37.770	37.638	243.7	30:17.206

26 Jakob Bergmeister Dallara F320 Spiess **65** Roman Roubíček Dallara F320 HWA

Team Motopark							GC							STKMelnik.cz																																																																																																																									
Lap	D	Time	Sector 1	Sector 2	Sector 3	T. Spd	Elapsed	Lap	D	Time	Sector 1	Sector 2	Sector 3	T. Spd	Elapsed	Lap	D	Time	Sector 1	Sector 2	Sector 3	T. Spd	Elapsed	Lap	D	Time	Sector 1	Sector 2	Sector 3	T. Spd	Elapsed																																																																																																								
1		1:58.462	39.673	39.289	39.500	211.7	1:58.462	1		2:03.378	40.651	41.499	41.228	203.0	2:03.378	2		1:54.924	36.726	39.528	38.670	250.5	3:53.386	3		1:53.610	36.631	38.516	38.463	245.4	5:46.996	4		1:53.084	36.646	38.298	38.140	246.5	7:40.080	5		1:52.764	36.668	38.025	38.071	246.0	9:32.844	6		1:53.512	36.387	38.706	38.419	251.1	11:26.356	7		1:52.981	36.657	38.045	38.279	250.0	13:19.337	8		1:54.583	36.898	38.651	39.034	248.8	15:13.920	9		1:53.949	36.909	39.087	37.953	252.3	17:07.869	10		1:53.123	36.614	38.511	37.998	247.1	19:00.992	11		1:54.013	36.417	39.079	38.517	248.2	20:55.005	12		1:53.483	36.720	38.727	38.036	246.0	22:48.488	13		1:53.306	36.508	39.077	37.721	244.8	24:41.794	14		1:52.211	36.561	37.885	37.765	245.4	26:34.005	15		1:53.697	36.480	37.998	39.219	245.4	28:27.702	16		1:52.683	36.541	37.979	38.163	246.0	30:20.385

37 Vladislav Ryabov Dallara F320 Spiess **71** Brad Benavides Dallara F320 Spiess

Rookie							Team Motopark								
Lap	D	Time	Sector 1	Sector 2	Sector 3	T. Spd	Elapsed	Lap	D	Time	Sector 1	Sector 2	Sector 3	T. Spd	Elapsed
1		1:57.008	38.174	39.972	38.862	212.5	1:57.008	1		1:55.698	37.472	39.794	38.432	205.7	1:55.698
2		1:53.963	36.976	38.441	38.546	247.1	3:50.971	2		1:56.568	39.113	39.042	38.413	242.6	3:52.266
3		1:53.570	36.933	38.339	38.298	243.2	5:44.541	3		1:53.308	36.817	38.278	38.213	252.3	5:45.574
4		1:52.860	36.663	38.093	38.104	244.3	7:37.401	4		1:53.198	36.657	38.286	38.255	250.5	7:38.772
5		1:54.003	36.388	38.955	38.660	246.0	9:31.404	5		1:53.596	36.722	38.379	38.495	246.0	9:32.368
6		1:53.408	36.586	38.504	38.318	247.7	11:24.812	6		1:53.555	36.687	38.648	38.220	246.5	11:25.923
7		1:53.161	36.460	38.547	38.154	248.2	13:17.973	7		1:52.834	36.561	38.186	38.087	246.5	13:18.757
8		1:55.032	36.516	39.557	38.959	250.0	15:13.005	8		1:54.334	36.599	38.639	39.096	248.2	15:13.091
9								9		1:54.559	37.641	38.851	38.067	247.1	17:07.650
10								10		1:53.119	36.732	38.410	37.977	244.8	19:00.769
11								11		1:54.497	36.765	38.973	38.759	246.5	20:55.266
12								12		1:53.390	36.459	38.989	37.942	250.5	22:48.656
13								13		1:53.943	36.358	39.598	37.987	244.8	24:42.599
14								14		1:52.754	36.705	38.231	37.818	247.7	26:35.353
15								15		1:52.922	36.561	38.291	38.070	246.5	28:28.275
16								16		1:52.697	36.566	38.170	37.961	249.4	30:20.972





Autodromo Nazionale Monza
Euroformula Open
Race - 1
Lap Analysis



84

Francesco Simonazzi

Dallara F320 Spiess

BVM Racing

Lap	D	Time	Sector 1	Sector 2	Sector 3	T. Spd	Elapsed
1		1:57.719	39.149	39.641	38.929	210.5	1:57.719
2		1:56.070	37.123	40.241	38.706	253.5	3:53.789
3		1:53.658	36.715	38.759	38.184	253.5	5:47.447
4		1:53.190	36.794	38.456	37.940	254.1	7:40.637
5		1:52.944	36.555	38.428	37.961	252.3	9:33.581
6		1:53.068	36.499	38.453	38.116	251.1	11:26.649
7		1:53.031	36.608	38.496	37.927	243.2	13:19.680
8		1:53.515	36.575	38.675	38.265	257.7	15:13.195
9		1:53.526	37.329	38.402	37.795	247.1	17:06.721
10		1:52.751	36.608	38.187	37.956	247.7	18:59.472
11		1:52.059	36.390	38.016	37.653	248.8	20:51.531
12		1:51.666	36.244	37.854	37.568	249.4	22:43.197
13		1:52.644	36.427	38.613	37.604	251.7	24:35.841
14		1:52.563	36.599	38.296	37.668	246.5	26:28.404
15		1:52.852	36.709	38.216	37.927	248.8	28:21.256
16		1:52.519	36.560	38.128	37.831	247.7	30:13.775

99


José Garfias

Dallara F320 Spiess

Team Motopark

Lap	D	Time	Sector 1	Sector 2	Sector 3	T. Spd	Elapsed
1		1:55.599	37.600	39.537	38.462	207.6	1:55.599
2		1:54.031	37.237	38.596	38.198	245.4	3:49.630
3		1:53.510	36.710	38.563	38.237	244.8	5:43.140
4		1:53.635	36.825	38.625	38.185	243.7	7:36.775
5		1:53.182	36.768	38.418	37.996	243.7	9:29.957
6		1:53.709	36.793	38.937	37.979	244.3	11:23.666
7		1:53.381	36.729	38.559	38.093	244.8	13:17.047
8		1:54.149	36.833	39.267	38.049	244.8	15:11.196
9		1:53.193	36.274	39.036	37.883	252.3	17:04.389
10		1:53.019	36.582	38.224	38.213	247.7	18:57.408
11		1:52.800	36.749	38.266	37.785	246.0	20:50.208
12		1:52.672	36.674	38.322	37.676	246.5	22:42.880
13		1:54.727	36.802	40.076	37.849	243.7	24:37.607
14		1:52.397	36.490	38.078	37.829	246.5	26:30.004
15		1:52.718	36.251	38.618	37.849	247.7	28:22.722
16		1:52.441	36.506	38.075	37.860	246.5	30:15.163





Autodromo Nazionale Monza
Euroformula Open
Race - 1



Analysis by Lap

Num	Lap Time	Gap
-----	----------	-----

Lap 1

21	1:54.867	
99	1:55.599	00.732
71	1:55.698	00.831
37	1:57.008	02.141
41	1:57.498	02.631
84	1:57.719	02.852
26	1:58.462	03.595
65	2:03.378	08.511

Num	Lap Time	Gap
-----	----------	-----

Lap 2

21	1:53.436	
99	1:54.031	01.327
37	1:53.963	02.668
41	1:54.401	03.596
71	1:56.568	03.963
26	1:54.924	05.083
84	1:56.070	05.486
65	2:01.177	16.252

Num	Lap Time	Gap
-----	----------	-----

Lap 3

21	1:52.961	
99	1:53.510	01.876
37	1:53.570	03.277
41	1:53.248	03.883
71	1:53.308	04.310
26	1:53.610	05.732
84	1:53.658	06.183
65	2:02.938	26.229

Num	Lap Time	Gap
-----	----------	-----

Lap 4

21	1:52.905	
99	1:53.635	02.606
37	1:52.860	03.232
41	1:52.785	03.763
71	1:53.198	04.603
26	1:53.084	05.911
84	1:53.190	06.468
65	2:03.084	36.408

Num	Lap Time	Gap
-----	----------	-----

Lap 5

21	1:52.874	
99	1:53.182	02.914
41	1:52.747	03.636
37	1:54.003	04.361
71	1:53.596	05.325
26	1:52.764	05.801
84	1:52.944	06.538
65	2:02.394	45.928

Num	Lap Time	Gap
-----	----------	-----

Lap 6

21	1:53.190	
99	1:53.709	03.433
41	1:53.558	04.004
37	1:53.408	04.579

Num	Lap Time	Gap
-----	----------	-----

Lap 7

71	1:53.555	05.690
26	1:53.512	06.123
84	1:53.068	06.416
65	2:01.602	54.340

Num	Lap Time	Gap
-----	----------	-----

Lap 8

21	1:53.040	
99	1:53.381	03.774
41	1:52.989	03.953
37	1:53.161	04.700
71	1:52.834	05.484
26	1:52.981	06.064
84	1:53.031	06.407
65	2:02.731	1:04.031

Num	Lap Time	Gap
-----	----------	-----

Lap 9

21	1:52.766	
41	1:52.804	04.948
99	1:53.193	05.726
84	1:53.526	08.058
71	1:54.334	07.194
84	1:53.515	07.298
26	1:54.583	08.023
65	2:01.727	1:13.134

Num	Lap Time	Gap
-----	----------	-----

Lap 10

21	1:52.766	
41	1:52.804	04.948
99	1:53.193	05.726
84	1:53.526	08.058
71	1:54.559	08.987
26	1:53.949	09.206
65	2:01.312	1:21.680

Num	Lap Time	Gap
-----	----------	-----

Lap 11

21	1:53.082	
41	1:52.585	03.995
99	1:52.800	05.631
84	1:52.059	06.954
26	1:54.013	10.428
71	1:54.497	10.689
65	2:01.188	1:38.094

Num	Lap Time	Gap
-----	----------	-----

Lap 12

21	1:53.159	
41	1:52.231	03.067

Num	Lap Time	Gap
-----	----------	-----

Lap 13

99	1:52.672	05.144
84	1:51.666	05.461
26	1:53.483	10.752
71	1:53.390	10.920
65	2:01.128	1:46.063

Num	Lap Time	Gap
-----	----------	-----

Lap 14

21	1:55.090	
41	1:52.060	00.037
84	1:52.644	03.015
99	1:54.727	04.781
26	1:53.306	08.968
71	1:53.943	09.773
65	2:01.039	1:52.012

Num	Lap Time	Gap
-----	----------	-----

Lap 15

21	1:53.770	
84	1:52.852	01.203
99	1:52.718	02.669
41	1:58.593	05.017
26	1:53.697	07.649
71	1:52.922	08.222
65	2:04.577	1 Lap

Num	Lap Time	Gap
-----	----------	-----

Lap 16

21	1:53.180	
84	1:52.519	00.542
99	1:52.441	01.930
41	1:52.136	03.973
26	1:52.683	07.152
71	1:52.697	07.739
65	2:00.022	1 Lap






Autodromo Nazionale Monza
Euroformula Open
Race - 1
Best Sectors Results



Sector - 1				Sector - 2				Sector - 3				Ideal Lap vs Best Lap			
Clas	Nº	Driver	Time	Nº	Driver	Time	Nº	Driver	Time	Clas	Nº	Driver	Ideal Lap	Best Lap	Clas
1	41	Fernando Barrichello	36.241	41	Fernando Barrichello	37.770	84	Francesco Simonazzi	37.568	1	41	Fernando Barrichello	1:51.649	1:52.060	2
2	84	Francesco Simonazzi	36.244	84	Francesco Simonazzi	37.854	41	Fernando Barrichello	37.638	2	84	Francesco Simonazzi	1:51.666	1:51.666	1
3	99	José Garfias	36.251	26	Jakob Bergmeister	37.885	99	José Garfias	37.676	3	26	Jakob Bergmeister	1:51.993	1:52.211	3
4	71	Brad Benavides	36.358	21	Yevan David	37.955	26	Jakob Bergmeister	37.721	4	99	José Garfias	1:52.002	1:52.397	4
5	26	Jakob Bergmeister	36.387	99	José Garfias	38.075	21	Yevan David	37.737	5	71	Brad Benavides	1:52.346	1:52.697	6
6	37	Vladislav Ryabov	36.388	37	Vladislav Ryabov	38.093	71	Brad Benavides	37.818	6	21	Yevan David	1:52.453	1:52.624	5
7	21	Yevan David	36.761	71	Brad Benavides	38.170	37	Vladislav Ryabov	38.104	7	37	Vladislav Ryabov	1:52.585	1:52.860	7
8	65	Roman Roubíček	37.993	65	Roman Roubíček	40.463	65	Roman Roubíček	41.228	8	65	Roman Roubíček	1:59.684	2:00.022	8






Autodromo Nazionale Monza
Euroformula Open
Race - 1
Leader Sequence



N°	Driver	Nat	Cat	Clas	Team	Nat	Vehicle	Start Lap	End Lap	Laps	Total Laps
21	Yevan David		R		Team Motopark		Dallara F320 Spiess	1	16	16	16






Autodromo Nazionale Monza
Euroformula Open
Race - 1
Best 5 Lap Times



Cls	N°	Driver	Nat	Cat	Cls	Team	Nat	Vehicle	Best 1		Best 2		Best 3		Best 4		Best 5	
									Time	Lap	Time	Lap	Time	Lap	Time	Lap	Time	Lap
1	84	Francesco				BVM Racing		Dallara F320 Spiess	1:51.666	12	1:52.059	11	1:52.519	16	1:52.563	14	1:52.644	13
2	41	Fernando Barrichello		R	1	Team Motopark		Dallara F320 Spiess	1:52.060	13	1:52.136	16	1:52.231	12	1:52.376	10	1:52.585	11
3	26	Jakob Bergmeister				Team Motopark		Dallara F320 Spiess	1:52.211	14	1:52.683	16	1:52.764	5	1:52.981	7	1:53.084	4
4	99	José Garfias				Team Motopark		Dallara F320 Spiess	1:52.397	14	1:52.441	16	1:52.672	12	1:52.718	15	1:52.800	11
5	21	Yevan David		R	2	Team Motopark		Dallara F320 Spiess	1:52.624	8	1:52.766	9	1:52.832	10	1:52.874	5	1:52.905	4
6	71	Brad Benavides				Team Motopark		Dallara F320 Spiess	1:52.697	16	1:52.754	14	1:52.834	7	1:52.922	15	1:53.119	10
7	37	Vladislav Ryabov		R	3	Team Motopark		Dallara F320 Spiess	1:52.860	4	1:53.161	7	1:53.408	6	1:53.570	3	1:53.963	2
8	65	Roman Roubíček		GC	1	STKMelnik.cz		Dallara F320 HWA	2:00.022	15	2:01.039	13	2:01.128	12	2:01.140	10	2:01.177	2





Autodromo Nazionale Monza
Euroformula Open
Race - 1
Best 5 Top Speeds



Clas	N°	Driver	Nat	Cat	Cls	Team	Nat	Vehicle	Top 1		Top 2		Top 3		Top 4		Top 5		Avg	
									Km/h	Lap	Km/h	Lap	Km/h	Lap	Km/h	Lap	Km/h	Lap		
1	84	Francesco Simonazzi		ITA		BVM Racing		Dallara F320 Spiess	257.7	8	254.1	4	253.5	2	253.5	3	252.3	5	254.2	
2	26	Jakob Bergmeister		DEU		Team Motopark		Dallara F320 Spiess	252.3	9	251.1	6	250.5	2	250.0	7	248.8	8	250.5	
3	71	Brad Benavides		USA		Team Motopark		Dallara F320 Spiess	252.3	3	250.5	4	250.5	12	249.4	16	248.2	8	250.2	
4	99	José Garfias		MEX		Team Motopark		Dallara F320 Spiess	252.3	9	247.7	10	247.7	15	246.5	12	246.5	14	248.1	
5	37	Vladislav Ryabov		NO	R	1	Team Motopark		Dallara F320 Spiess	250.0	8	248.2	7	247.7	6	247.1	2	246.0	5	247.8
6	41	Fernando Barrichello		BRA	R	2	Team Motopark		Dallara F320 Spiess	249.4	5	248.8	2	248.8	4	248.8	7	248.2	6	248.8
7	21	Yevan David		USA	R	3	Team Motopark		Dallara F320 Spiess	245.4	14	243.2	13	242.6	7	242.6	12	242.6	15	243.3
8	65	Roman Roubíček		CZE	GC	1	STKMelnik.cz		Dallara F320 HWA	240.0	3	239.4	4	239.4	5	239.4	7	238.9	2	239.4





Autodromo Nazionale Monza
Euroformula Open
Race - 1
Fastest Laps Sequence



Lap	Time of Day	Session Time	Nº Driver	Nat	Cat	Team	Nat	Vehicle	Time	Km/h
2	13:02:06.664	3:48.664	21 Yevan David		LKA	R Team Motopark		DEU Dallara F320 Spiess	1:53.436	183.8
3	13:03:59.625	5:41.625	21 Yevan David		LKA	R Team Motopark		DEU Dallara F320 Spiess	1:52.961	184.6
4	13:05:52.530	7:34.530	21 Yevan David		LKA	R Team Motopark		DEU Dallara F320 Spiess	1:52.905	184.7
4	13:05:55.762	7:37.762	37 Vladislav Ryabov		IND	R Team Motopark		DEU Dallara F320 Spiess	1:52.860	184.7
4	13:05:56.293	7:38.293	41 Fernando Barrichello		BRA	R Team Motopark		DEU Dallara F320 Spiess	1:52.785	184.9
5	13:07:49.040	9:31.040	41 Fernando Barrichello		BRA	R Team Motopark		DEU Dallara F320 Spiess	1:52.747	184.9
8	13:13:24.258	15:06.258	21 Yevan David		LKA	R Team Motopark		DEU Dallara F320 Spiess	1:52.624	185.1
10	13:17:14.348	18:56.348	41 Fernando Barrichello		BRA	R Team Motopark		DEU Dallara F320 Spiess	1:52.376	185.5
11	13:19:09.892	20:51.892	84 Francesco Simonazzi		ITA	BVM Racing		ITA Dallara F320 Spiess	1:52.059	186.1
12	13:21:01.558	22:43.558	84 Francesco Simonazzi		ITA	BVM Racing		ITA Dallara F320 Spiess	1:51.666	186.7






Autodromo Nazionale Monza
Euroformula Open
Race - 1
Event Best Maximum Speed



Autodromo Nazionale Monza 5.793 m.

N°	Driver	Nat	Cat	Clas	Team	Nat	Vehicle	Km/h	Session
37	Vladislav Ryabov		NO	R 1	Team Motopark		Dallara F320 Spiess	264.7	Qualifying
71	Brad Benavides		USA		Team Motopark		Dallara F320 Spiess	262.1	Free practice - 2
84	Francesco Simonazzi		ITA		BVM Racing		Dallara F320 Spiess	260.8	Qualifying
26	Jakob Bergmeister		DEU		Team Motopark		Dallara F320 Spiess	259.6	Qualifying
21	Yevan David		LVA	R 2	Team Motopark		Dallara F320 Spiess	257.7	Qualifying
41	Fernando Barrichello		BRA	R 3	Team Motopark		Dallara F320 Spiess	257.7	Qualifying
99	José Garfias		MEX		Team Motopark		Dallara F320 Spiess	255.3	Qualifying
65	Roman Roubíček		CZE	GC 1	STKMelnik.cz		Dallara F320 HWA	252.3	Qualifying





Autodromo Nazionale Monza
Euroformula Open
Race - 1
Lap Chart




Autodromo Nazionale Monza 5.793 m.

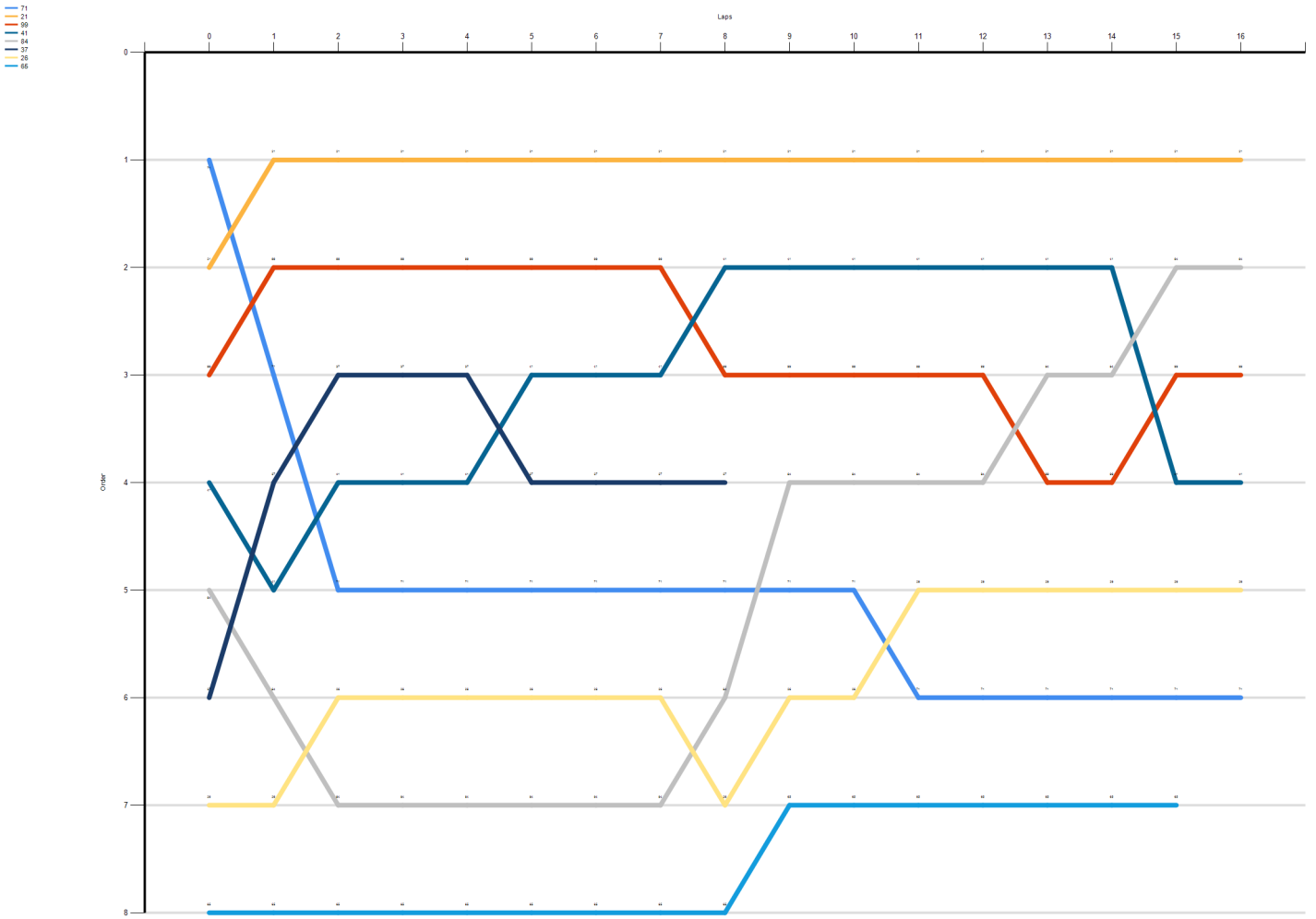
LAP

Nr	Pos	Grid	1	2	3	4	5	6	7	8	9	10	11	12	13	14	15	16
71	1	71	21	21	21	21	21	21	21	21	21	21	21	21	21	21	21	21
21	2	21	99	99	99	99	99	99	99	41	41	41	41	41	41	41	84	84
99	3	99	71	37	37	37	41	41	41	99	99	99	99	99	84	84	99	99
41	4	41	37	41	41	41	37	37	37	37	84	84	84	84	99	99	41	41
84	5	84	41	71	71	71	71	71	71	71	71	71	26	26	26	26	26	26
37	6	37	84	26	26	26	26	26	26	84	26	26	71	71	71	71	71	71
26	7	26	26	84	84	84	84	84	84	26	65	65	65	65	65	65	65	65
65	8	65	65	65	65	65	65	65	65	65	65	65	65	65	65	65	65	65





Autodromo Nazionale Monza
Euroformula Open
Race - 1
Graphic Lap Chart






Autodromo Nazionale Monza
Euroformula Open
Race - 1
Pit Stop Analysis



Autodromo Nazionale Monza 5.793 m.

Or d.	Nr.	In Day	Time	Team	Nat	Driver 1	Nat	Driver 2	Nat	Vehicle	Cat	In Time	Stop N°	Pit Time	Handicap	Diff.
----------	-----	--------	------	------	-----	----------	-----	----------	-----	---------	-----	---------	---------	----------	----------	-------

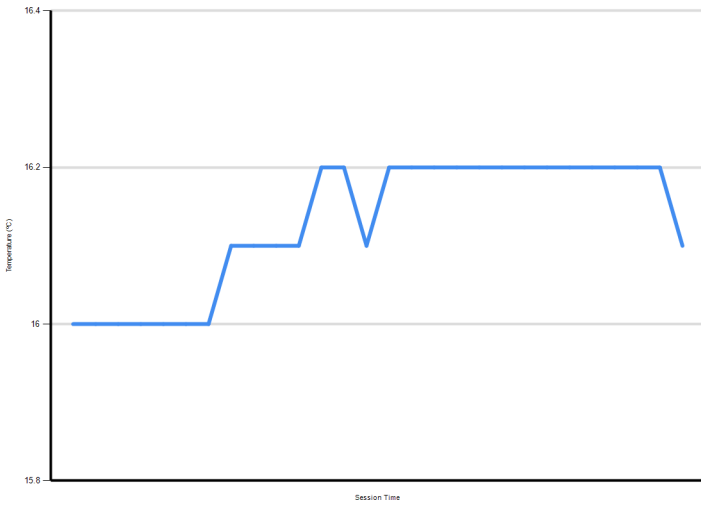




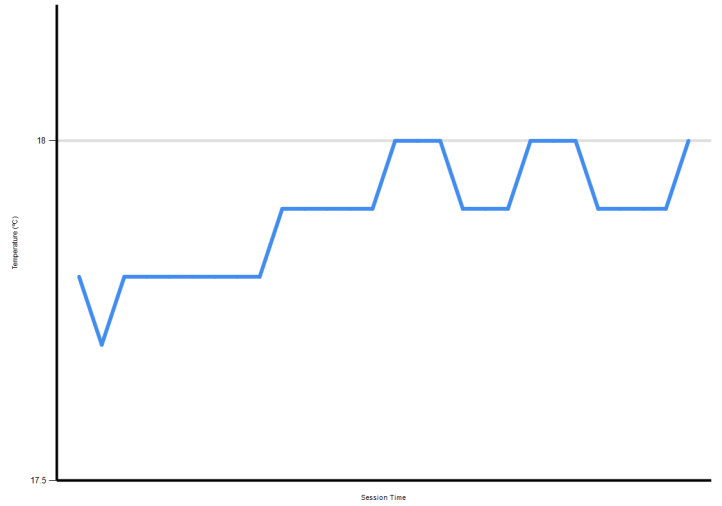
Autodromo Nazionale Monza
Euroformula Open
Race - 1
Weather Report



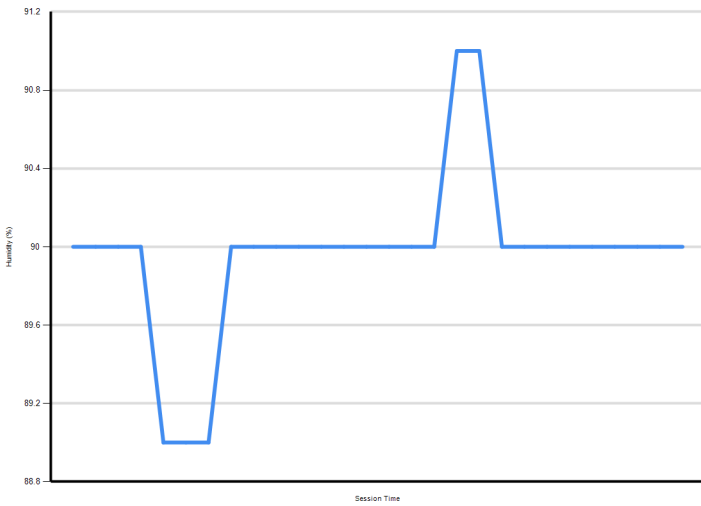
Air Temperature




Track Temperature



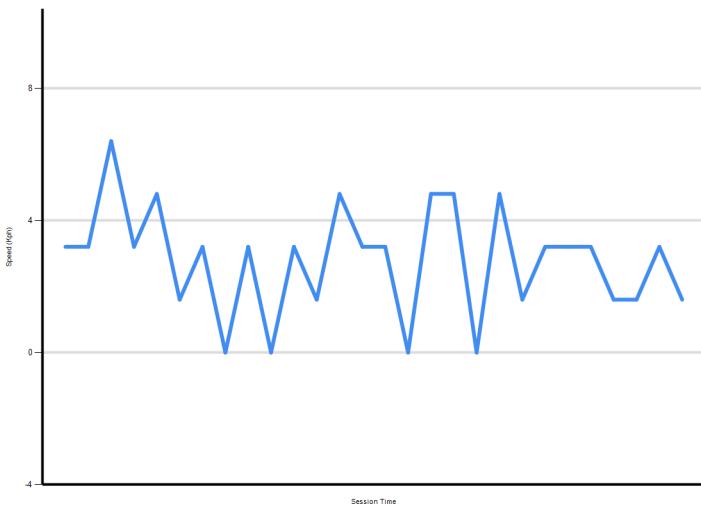
Humidity



Pressure



Wind Speed



Wind direction

