

Autodromo Nazionale Monza
Euroformula Open
Race - 3
Provisional Results



Clas	Nº	Driver	Nat	Cat	Clas	Team	Nat	Vehicle	Laps	Total Time	Gap	Interval	Km/h	Best	Time	Km/h
1	21	Yevan David		R	1	Team Motopark		Dallara F320 Spiess	15	30:00.963			173.6	14	1:51.838	186.4
2	41	Fernando Barrichello		R	2	Team Motopark		Dallara F320 Spiess	15	30:01.472	0.509	0.509	173.6	14	1:51.449	187.1
3	26	Jakob Bergmeister				Team Motopark		Dallara F320 Spiess	15	30:08.559	7.596	7.087	172.9	9	1:51.597	186.8
4	71	Brad Benavides				Team Motopark		Dallara F320 Spiess	15	30:36.363	35.400	27.804	170.3	14	1:53.857	183.1
5	84	Francesco Simonazzi				BVM Racing		Dallara F320 Spiess	15	31:25.612	1:24.649	49.249	165.8	13	1:52.493	185.3
6	65	Roman Roubíček		GC	1	STKMelnik.cz		Dallara F320 HWA	15	31:26.972	1:26.009	1.360	165.7	4	1:58.554	175.9
Not classified: (Requirements: 75% of number laps of leader = 12 Laps)																
	37 *	Vladislav Ryabov		R		Team Motopark		Dallara F320 Spiess	2	5:37.993	13 Laps	13 Laps	123.4	1	2:14.389	155.1
	99 *	José Garfias				Team Motopark		Dallara F320 Spiess								

Fastest lap Fernando Barrichello in 1:51.449 at 187.1 Km/h in lap 14

*** PENALTIES**

STEWARDS DECISION CAR #37 - 3 SECONDS TIME PENALTY ADDED TO RACE TIME

STEWARDS DECISION CAR #99 - 3 SECONDS TIME PENALTY ADDED TO RACE TIME

Published at:.....

Track Temp: **17.7 °C** Air Temp: **16.8 °C** Humidity: **94 %** Track Status: **WET**

Race Director:

Neus Santamaría Sanromà

DPB-0825-ESP/CAT

Timekeeper:

Luis Garcia

JOB-2654-ESP/M





Autodromo Nazionale Monza
Euroformula Open
Race - 3
Provisional Results by Category



Rookie																		
Clas	Nº	Driver	Nat	Cat	Clas	Team	Nat	Vehicle	Laps	Total Time	Gap	Interval	Km/h	Best	Time	Km/h		
1	21	Yevan David		LVA	R	1	Team Motopark		DEU	Dallara F320 Spiess	15	30:00.963		173.6	14	1:51.838	186.4	
2	41	Fernando Barrichello		BRA	R	2	Team Motopark		DEU	Dallara F320 Spiess	15	30:01.472	0.509	0.509	173.6	14	1:51.449	187.1
Not classified: (Requirements: 75% of number laps of leader = 12 Laps)																		
	37 *	Vladislav Ryabov		RUS	R	3	Team Motopark		DEU	Dallara F320 Spiess	2	5:37.993	13 Laps	13 Laps	123.4	1	2:14.389	155.1

GC																	
Clas	Nº	Driver	Nat	Cat	Clas	Team	Nat	Vehicle	Laps	Total Time	Gap	Interval	Km/h	Best	Time	Km/h	
1	65	Roman Roubíček		CZE	GC	1	STKMelnik.cz		CZE	Dallara F320 HWA	15	31:26.972		165.7	4	1:58.554	175.9
Not classified: (Requirements: 75% of number laps of leader = 12 Laps)																	
	99 *	José Garfias		MEX			Team Motopark		DEU	Dallara F320 Spiess							

Fastest lap Fernando Barrichello in 1:51.449 at 187.1 Km/h in lap 14

*** PENALTIES**

- STEWARDS DECISION CAR #37 - 3 SECONDS TIME PENALTY ADDED TO RACE TIME
- STEWARDS DECISION CAR #99 - 3 SECONDS TIME PENALTY ADDED TO RACE TIME

Published at:.....

Track Temp: **17.7 °C** Air Temp: **16.8 °C** Humidity: **94 %** Track Status: **WET**

Race Director: Neus Santamaría Sanromà DPB-0825-ESP/CAT	Timekeeper: Luis Garcia JOB-2654-ESP/M
----------------------------------------------------------------------	---------------------------------------------------------





Autodromo Nazionale Monza
Euroformula Open
Race - 3



Provisional Classification by Driver Fastest Lap

Cl	N°	Entrant/Team	Nat	Vehicle	Driver	Nat	Cat	Cl	Laps	Best	Time	Gap	Interval	Km/h
1	41	Team Motopark		Dallara F320 Spiess	Fernando Barrichello		R	1	15	14	1:51.449			187.1
2	26	Team Motopark		Dallara F320 Spiess	Jakob Bergmeister				15	9	1:51.597	0.148	0.148	186.8
3	21	Team Motopark		Dallara F320 Spiess	Yevan David		R	2	15	14	1:51.838	0.389	0.241	186.4
4	84	BVM Racing		Dallara F320 Spiess	Francesco Simonazzi				15	13	1:52.493	1.044	0.655	185.3
5	71	Team Motopark		Dallara F320 Spiess	Brad Benavides				15	14	1:53.857	2.408	1.364	183.1
6	65	STKMelnik.cz		Dallara F320 HWA	Roman Roubíček		GC	1	15	4	1:58.554	7.105	4.697	175.9
7	37	Team Motopark		Dallara F320 Spiess	Vladislav Ryabov		R	3	2	1	2:14.389	22.940	15.835	155.1





Autodromo Nazionale Monza
Euroformula Open
Race - 3
Distance and Speed Average



Autodromo Nazionale Monza 5.793 m.

Clas	Nº	Driver	Nat	Cat	Clas	Team	Nat	Vehicle	Laps	Distance	Total Time	Km/h
1	21	Yevan David		R	1	Team Motopark		Dallara F320 Spiess	15	86.89	30:00.963	173.6
2	41	Fernando Barrichello		R	2	Team Motopark		Dallara F320 Spiess	15	86.89	30:01.472	173.6
3	26	Jakob Bergmeister				Team Motopark		Dallara F320 Spiess	15	86.89	30:08.559	172.9
4	71	Brad Benavides				Team Motopark		Dallara F320 Spiess	15	86.89	30:36.363	170.3
5	84	Francesco Simonazzi				BVM Racing		Dallara F320 Spiess	15	86.89	31:25.612	165.8
6	65	Roman Roubíček		GC	1	STKMelnik.cz		Dallara F320 HWA	15	86.89	31:26.972	165.7
7	37	Vladislav Ryabov		R	3	Team Motopark		Dallara F320 Spiess	2	11.58	5:37.993	123.4
8	99	José Garfías				Team Motopark		Dallara F320 Spiess	0			





Autodromo Nazionale Monza
Euroformula Open
Race - 3
Lap Analysis



21 Yevan David Dallara F320 Spiess **41** Fernando Barrichello Dallara F320 Spiess

Rookie Team Motopark Rookie Team Motopark

Lap D	Time	Sector 1	Sector 2	Sector 3	T. Spd	Elapsed	Lap D	Time	Sector 1	Sector 2	Sector 3	T. Spd	Elapsed
1	2:12.690	38.522	39.915	54.253	205.7	2:12.690	1	2:13.553	39.529	40.344	53.680	208.8	2:13.553
2	3:21.795	1:08.564	54.232	1:18.999	111.3	5:34.485	2	3:21.109	1:08.733	54.677	1:17.699	115.0	5:34.662
3	1:56.400	38.287	39.578	38.535	233.7	7:30.885	3	1:56.621	37.934	39.773	38.914	236.8	7:31.283
4	1:53.429	37.017	38.607	37.805	240.0	9:24.314	4	1:54.145	37.014	39.039	38.092	246.5	9:25.428
5	1:53.066	37.005	38.279	37.782	240.5	11:17.380	5	1:53.601	36.968	38.696	37.937	244.3	11:19.029
6	1:53.018	37.012	38.227	37.779	240.0	13:10.398	6	1:53.003	36.785	38.488	37.730	243.2	13:12.032
7	1:53.319	36.835	38.123	38.361	240.5	15:03.717	7	1:52.750	36.649	38.258	37.843	244.3	15:04.782
8	1:52.530	36.774	38.133	37.623	241.0	16:56.247	8	1:52.404	36.424	38.316	37.664	246.5	16:57.186
9	1:52.281	36.707	38.056	37.518	240.5	18:48.528	9	1:52.180	36.536	38.007	37.637	246.5	18:49.366
10	1:52.278	36.763	37.991	37.524	241.0	20:40.806	10	1:52.181	36.426	38.061	37.694	247.1	20:41.547
11	1:52.064	36.736	37.849	37.479	241.6	22:32.870	11	1:51.825	36.421	37.972	37.432	247.7	22:33.372
12	1:51.999	36.648	37.930	37.421	241.0	24:24.869	12	1:52.878	36.814	38.331	37.733	248.8	24:26.250
13	1:51.927	36.633	37.875	37.419	241.6	26:16.796	13	1:51.756	36.467	37.866	37.423	245.4	26:18.006
14	1:51.838	36.643	37.827	37.368	242.1	28:08.634	14	1:51.449	36.340	37.771	37.338	246.0	28:09.455
15	1:52.329	36.796	37.977	37.556	242.1	30:00.963	15	1:52.017	36.242	38.232	37.543	247.1	30:01.472

26 Jakob Bergmeister Dallara F320 Spiess **65** Roman Roubíček Dallara F320 HWA

Team Motopark GC STKMelnik.cz


Lap D	Time	Sector 1	Sector 2	Sector 3	T. Spd	Elapsed	Lap D	Time	Sector 1	Sector 2	Sector 3	T. Spd	Elapsed
1	2:17.480	42.209	42.765	52.506	210.5	2:17.480	1	2:16.607	40.860	43.709	52.038	182.1	2:16.607
2	3:18.714	1:08.590	55.041	1:15.083	109.2	5:36.194	2	3:19.282	1:08.563	55.192	1:15.527	120.1	5:35.889
3	1:58.190	38.112	40.456	39.622	223.6	7:34.384	3	2:00.593	39.312	40.964	40.317	212.1	7:36.482
4	1:53.808	36.788	38.884	38.136	242.1	9:28.192	4	1:58.554	37.897	40.319	40.338	242.1	9:35.036
5	1:53.188	36.723	38.541	37.924	243.7	11:21.380	5	1:59.981	38.085	40.337	41.559	240.0	11:35.017
6	1:53.347	36.717	38.509	38.121	243.2	13:14.727	6	1:59.700	38.298	40.831	40.571	227.8	13:34.717
7	1:52.863	36.527	38.347	37.989	243.7	15:07.590	7	1:59.182	38.267	40.600	40.315	237.3	15:33.899
8	1:52.908	36.548	38.431	37.929	244.3	17:00.498	8	1:59.592	38.381	41.004	40.207	236.8	17:33.491
9	1:51.597	36.515	37.157	37.925	243.2	18:52.095	9	1:59.289	38.368	40.734	40.187	236.8	19:32.780
10	1:52.833	36.456	38.316	38.061	244.3	20:44.928	10	1:58.798	38.259	40.274	40.265	237.8	21:31.578
11	1:52.998	36.552	38.341	38.105	244.3	22:37.926	11	1:59.270	38.364	40.640	40.266	237.3	23:30.848
12	1:52.971	36.445	38.477	38.049	243.7	24:30.897	12	1:59.061	38.373	40.427	40.261	237.3	25:29.909
13	1:52.736	36.448	38.372	37.916	244.3	26:23.633	13	1:58.665	38.039	40.450	40.176	237.8	27:28.574
14	1:52.180	36.436	37.718	38.026	243.2	28:15.813	14	1:59.128	38.271	40.511	40.346	238.9	29:27.702
15	1:52.746	36.492	38.274	37.980	243.2	30:08.559	15	1:59.270	38.130	40.389	40.751	238.4	31:26.972

37 Vladislav Ryabov Dallara F320 Spiess **71** Brad Benavides Dallara F320 Spiess

Rookie Team Motopark Team Motopark

Lap D	Time	Sector 1	Sector 2	Sector 3	T. Spd	Elapsed	Lap D	Time	Sector 1	Sector 2	Sector 3	T. Spd	Elapsed
1	2:14.389	40.046	41.106	53.237	204.5	2:14.389	1	2:15.574	39.937	43.477	52.160	190.4	2:15.574
2	3:20.604	1:08.634	54.941	1:17.029	122.5	5:34.993	2	3:19.864	1:08.886	54.689	1:16.289	123.0	5:35.438
3		38.335			242.1		3	2:00.125	38.391	40.845	40.889	226.8	7:35.563
							4	1:56.657	36.830	40.400	39.427	246.5	9:32.220
							5	1:55.221	36.579	39.715	38.927	248.8	11:27.441
							6	1:55.379	36.689	39.915	38.775	247.7	13:22.820
							7	1:54.987	36.682	39.514	38.791	246.5	15:17.807
							8	1:55.511	36.499	39.627	39.385	248.2	17:13.318
							9	1:54.824	36.446	39.458	38.920	247.1	19:08.142
							10	1:54.791	36.718	39.349	38.724	247.7	21:02.933
							11	1:54.565	36.491	39.324	38.750	247.7	22:57.498
							12	1:54.522	36.577	39.248	38.697	248.2	24:52.020
							13	1:54.085	36.543	39.140	38.402	248.2	26:46.105
							14	1:53.857	36.413	38.941	38.503	247.7	28:39.962
							15	1:56.401	36.451	41.007	38.943	248.2	30:36.363





Autodromo Nazionale Monza
Euroformula Open
Race - 3
Lap Analysis



84

Francesco Simonazzi

Dallara F320 Spiess

BVM Racing

Lap	D	Time	Sector 1	Sector 2	Sector 3	T. Spd	Elapsed
1		2:14.899	40.479	41.404	53.016	208.0	2:14.899
2		3:20.472	1:08.614	54.839	1:17.019	121.3	5:35.371
3		2:13.438	37.801	56.263	39.374	240.0	7:48.809
4		2:00.116 P	37.352	38.851	43.913	239.4	9:48.925
5		2:46.717	1:29.959	38.854	37.904	205.7	12:35.642
6		1:53.111	36.722	38.315	38.074	243.2	14:28.753
7		1:53.388	36.913	38.389	38.086	242.6	16:22.141
8		1:53.410	37.063	38.396	37.951	243.2	18:15.551
9		1:53.281	36.919	38.465	37.897	243.2	20:08.832
10		1:52.882	36.776	38.203	37.903	242.1	22:01.714
11		1:52.734	36.812	38.122	37.800	243.2	23:54.448
12		1:52.756	36.677	38.175	37.904	242.6	25:47.204
13		1:52.493	36.656	37.995	37.842	242.6	27:39.697
14		1:52.746	36.747	38.114	37.885	244.3	29:32.443
15		1:53.169	36.715	38.182	38.272	244.3	31:25.612

99


José Garfias

Dallara F320 Spiess

Team Motopark

Lap	D	Time	Sector 1	Sector 2	Sector 3	T. Spd	Elapsed
-----	---	------	----------	----------	----------	--------	---------





Autodromo Nazionale Monza
Euroformula Open
Race - 3



Analysis by Lap

Num	Lap Time	Gap
Lap 1		
21	2:12.690	
41	2:13.553	00.863
37	2:14.389	01.699
84	2:14.899	02.209
71	2:15.574	02.884
65	2:16.607	03.917
26	2:17.480	04.790

Num	Lap Time	Gap
Lap 2		
21	3:21.795	
41	3:21.109	00.177
37	3:20.604	00.508
84	3:20.472	00.886
71	3:19.864	00.953
65	3:19.282	01.404
26	3:18.714	01.709

Num	Lap Time	Gap
Lap 3		
21	1:56.400	
41	1:56.621	00.398
26	1:58.190	03.499
71	2:00.125	04.678
65	2:00.593	05.597
84	2:13.438	17.924

Num	Lap Time	Gap
Lap 4		
21	1:53.429	
41	1:54.145	01.114
26	1:53.808	03.878
71	1:56.657	07.906
65	1:58.554	10.722
84	2:00.116	24.611

Num	Lap Time	Gap
Lap 5		
21	1:53.066	
41	1:53.601	01.649
26	1:53.188	04.000
71	1:55.221	10.061
65	1:59.981	17.637
84	2:46.717	1:18.262

Num	Lap Time	Gap
Lap 6		
21	1:53.018	
41	1:53.003	01.634
26	1:53.347	04.329
71	1:55.379	12.422
65	1:59.700	24.319
84	1:53.111	1:18.355

Num	Lap Time	Gap
Lap 7		
21	1:53.319	
41	1:52.750	01.065
26	1:52.863	03.873
71	1:54.987	14.090

Num	Lap Time	Gap
65	1:59.182	30.182
84	1:53.388	1:18.424

Num	Lap Time	Gap
Lap 8		
21	1:52.530	
41	1:52.404	00.939
26	1:52.908	04.251
71	1:55.511	17.071
65	1:59.592	37.244
84	1:53.410	1:19.304

Num	Lap Time	Gap
Lap 9		
21	1:52.281	
41	1:52.180	00.838
26	1:51.597	03.567
71	1:54.824	19.614
65	1:59.289	44.252
84	1:53.281	1:20.304

Num	Lap Time	Gap
Lap 10		
21	1:52.278	
41	1:52.181	00.741
26	1:52.833	04.122
71	1:54.791	22.127
65	1:58.798	50.772
84	1:52.882	1:20.908

Num	Lap Time	Gap
Lap 11		
21	1:52.064	
41	1:51.825	00.502
26	1:52.998	05.056
71	1:54.565	24.628
65	1:59.270	57.978
84	1:52.734	1:21.578

Num	Lap Time	Gap
Lap 12		
21	1:51.999	
41	1:52.878	01.381
26	1:52.971	06.028
71	1:54.522	27.151
65	1:59.061	1:05.040
84	1:52.756	1:22.335

Num	Lap Time	Gap
Lap 13		
21	1:51.927	
41	1:51.756	01.210
26	1:52.736	06.837
71	1:54.085	29.309
65	1:58.665	1:11.778
84	1:52.493	1:22.901

Num	Lap Time	Gap
Lap 14		
21	1:51.838	
41	1:51.449	00.821
26	1:52.180	07.179

Num	Lap Time	Gap
71	1:53.857	31.328
65	1:59.128	1:19.068
84	1:52.746	1:23.809

Num	Lap Time	Gap
Lap 15		
21	1:52.329	
41	1:52.017	00.509
26	1:52.746	07.596
71	1:56.401	35.400
84	1:53.169	1:24.649
65	1:59.270	1:26.009






Autodromo Nazionale Monza
Euroformula Open
Race - 3
Best Sectors Results



Autodromo Nazionale Monza 5.793 m.

Sector - 1				Sector - 2				Sector - 3				Ideal Lap vs Best Lap				
Clas	Nº	Driver	Time	Nº	Driver	Time	Nº	Driver	Time	Clas	Nº	Driver	Ideal Lap	Best Lap	Clas	
1	41	Fernando Barrichello	36.242	26	Jakob Bergmeister	37.157	41	Fernando Barrichello	37.338	1	41	Fernando Barrichello	1:51.351	1:51.449	1	
2	71	Brad Benavides	36.413	41	Fernando Barrichello	37.771	21	Yevan David	37.368	2	26	Jakob Bergmeister	1:51.509	1:51.597	2	
3	26	Jakob Bergmeister	36.436	21	Yevan David	37.827	84	Francesco Simonazzi	37.800	3	21	Yevan David	1:51.828	1:51.838	3	
4	21	Yevan David	36.633	84	Francesco Simonazzi	37.995	26	Jakob Bergmeister	37.916	4	84	Francesco Simonazzi	1:52.451	1:52.493	4	
5	84	Francesco Simonazzi	36.656	71	Brad Benavides	38.941	71	Brad Benavides	38.402	5	71	Brad Benavides	1:53.756	1:53.857	5	
6	65	Roman Roubíček	37.897	65	Roman Roubíček	40.274	65	Roman Roubíček	40.176	6	65	Roman Roubíček	1:58.347	1:58.554	6	
7	37	Vladislav Ryabov	38.335	37	Vladislav Ryabov	41.106	37	Vladislav Ryabov	53.237	7	37	Vladislav Ryabov	2:12.678	2:14.389	7	
8	99	José Garfias	Transpo	99	José Garfias	Transpo	99	José Garfias	Transpo	8	99	José Garfias	Transpo	Transpo	8	






Autodromo Nazionale Monza
Euroformula Open
Race - 3
Leader Sequence



N°	Driver	Nat	Cat	Clas	Team	Nat	Vehicle	Start Lap	End Lap	Laps	Total Laps
21	Yevan David		R		Team Motopark		Dallara F320 Spiess	1	15	15	15






Autodromo Nazionale Monza
Euroformula Open
Race - 3
Best 5 Lap Times



Cls	N°	Driver	Nat	Cat	Cls	Team	Nat	Vehicle	Best 1		Best 2		Best 3		Best 4		Best 5	
									Time	Lap	Time	Lap	Time	Lap	Time	Lap	Time	Lap
1	41	Fernando Barrichello		R	1	Team Motopark		Dallara F320 Spiess	1:51.449	14	1:51.756	13	1:51.825	11	1:52.017	15	1:52.180	9
2	26	Jakob Bergmeister				Team Motopark		Dallara F320 Spiess	1:51.597	9	1:52.180	14	1:52.736	13	1:52.746	15	1:52.833	10
3	21	Yevan David		R	2	Team Motopark		Dallara F320 Spiess	1:51.838	14	1:51.927	13	1:51.999	12	1:52.064	11	1:52.278	10
4	84	Francesco				BVM Racing		Dallara F320 Spiess	1:52.493	13	1:52.734	11	1:52.746	14	1:52.756	12	1:52.882	10
5	71	Brad Benavides				Team Motopark		Dallara F320 Spiess	1:53.857	14	1:54.085	13	1:54.522	12	1:54.565	11	1:54.791	10
6	65	Roman Roubíček		GC	1	STKMelnik.cz		Dallara F320 HWA	1:58.554	4	1:58.665	13	1:58.798	10	1:59.061	12	1:59.128	14
7	37	Vladislav Ryabov		R	3	Team Motopark		Dallara F320 Spiess	2:14.389	1	3:20.604	2						
8	99	José Garfias				Team Motopark		Dallara F320 Spiess										





Autodromo Nazionale Monza
Euroformula Open
Race - 3
Best 5 Top Speeds



Clas	N°	Driver	Nat	Cat	Cls	Team	Nat	Vehicle	Top 1		Top 2		Top 3		Top 4		Top 5		Avg	
									Km/h	Lap	Km/h	Lap	Km/h	Lap	Km/h	Lap	Km/h	Lap		
1	41	Fernando Barrichello		BR	R	1	Team Motopark		Dallara F320 Spiess	248.8	12	247.7	11	247.1	10	247.1	15	246.5	4	247.4
2	71	Brad Benavides		USA			Team Motopark		Dallara F320 Spiess	248.8	5	248.2	8	248.2	12	248.2	13	248.2	15	248.3
3	26	Jakob Bergmeister		DEU			Team Motopark		Dallara F320 Spiess	244.3	8	244.3	10	244.3	11	244.3	13	243.7	5	244.2
4	84	Francesco Simonazzi		ITA			BVM Racing		Dallara F320 Spiess	244.3	14	244.3	15	243.2	6	243.2	8	243.2	9	243.6
5	21	Yevan David		USA	R	2	Team Motopark		Dallara F320 Spiess	242.1	14	242.1	15	241.6	11	241.6	13	241.0	8	241.7
6	37	Vladislav Ryabov		IND	R	3	Team Motopark		Dallara F320 Spiess	242.1	3	204.5	1	122.5	2					189.7
7	65	Roman Roubíček		CZE	GC	1	STKMelnik.cz		Dallara F320 HWA	242.1	4	240.0	5	238.9	14	238.4	15	237.8	10	239.4
8	99	José Garfias		MEX			Team Motopark		Dallara F320 Spiess	202.2	1									202.2





Autodromo Nazionale Monza
Euroformula Open
Race - 3
Fastest Laps Sequence



Lap	Time of Day	Session Time	Nº Driver	Nat	Cat	Team	Nat	Vehicle	Time	Km/h
3	10:56:02.520	7:30.520	21 Yevan David		LKA	R Team Motopark		DEU Dallara F320 Spiess	1:56.400	179.1
4	10:57:55.948	9:23.948	21 Yevan David		LKA	R Team Motopark		DEU Dallara F320 Spiess	1:53.429	183.8
5	10:59:49.015	11:17.015	21 Yevan David		LKA	R Team Motopark		DEU Dallara F320 Spiess	1:53.066	184.4
6	11:01:42.032	13:10.032	21 Yevan David		LKA	R Team Motopark		DEU Dallara F320 Spiess	1:53.018	184.5
6	11:01:43.667	13:11.667	41 Fernando Barrichello		BRA	R Team Motopark		DEU Dallara F320 Spiess	1:53.003	184.5
7	11:03:36.417	15:04.417	41 Fernando Barrichello		BRA	R Team Motopark		DEU Dallara F320 Spiess	1:52.750	184.9
8	11:05:27.882	16:55.882	21 Yevan David		LKA	R Team Motopark		DEU Dallara F320 Spiess	1:52.530	185.3
8	11:05:28.821	16:56.821	41 Fernando Barrichello		BRA	R Team Motopark		DEU Dallara F320 Spiess	1:52.404	185.5
9	11:07:20.163	18:48.163	21 Yevan David		LKA	R Team Motopark		DEU Dallara F320 Spiess	1:52.281	185.7
9	11:07:21.001	18:49.001	41 Fernando Barrichello		BRA	R Team Motopark		DEU Dallara F320 Spiess	1:52.180	185.9
9	11:07:23.730	18:51.730	26 Jakob Bergmeister		DEU	Team Motopark		DEU Dallara F320 Spiess	1:51.597	186.8
14	11:16:41.090	28:09.090	41 Fernando Barrichello		BRA	R Team Motopark		DEU Dallara F320 Spiess	1:51.449	187.1





Autodromo Nazionale Monza
Euroformula Open
Race - 3
Event Best Maximum Speed



N°	Driver	Nat	Cat	Clas	Team	Nat	Vehicle	Km/h	Session
37	Vladislav Ryabov		NO	R 1	Team Motopark		Dallara F320 Spiess	264.7	Qualifying
71	Brad Benavides		USA		Team Motopark		Dallara F320 Spiess	262.1	Free practice - 2
84	Francesco Simonazzi		ITA		BVM Racing		Dallara F320 Spiess	260.8	Qualifying
26	Jakob Bergmeister		DEU		Team Motopark		Dallara F320 Spiess	259.6	Qualifying
21	Yevan David		LVA	R 2	Team Motopark		Dallara F320 Spiess	257.7	Qualifying
41	Fernando Barrichello		BRA	R 3	Team Motopark		Dallara F320 Spiess	257.7	Qualifying
99	José Garfias		MEX		Team Motopark		Dallara F320 Spiess	255.3	Free practice - 2
65	Roman Roubíček		CZE	GC 1	STKMelnik.cz		Dallara F320 HWA	252.3	Qualifying





Autodromo Nazionale Monza
Euroformula Open
Race - 3
Lap Chart




Autodromo Nazionale Monza 5.793 m.

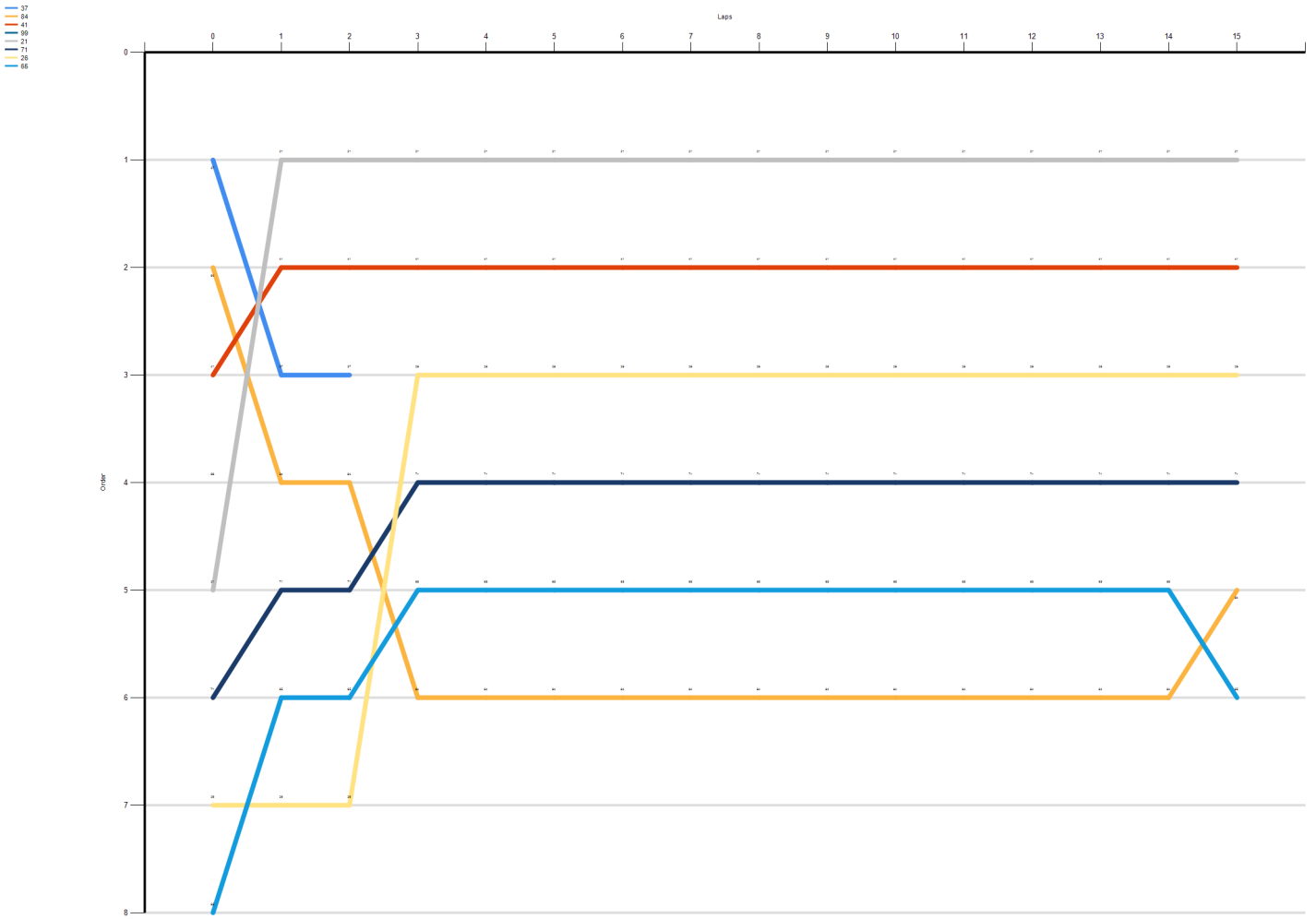
LAP

Nr	Pos	Grid	1	2	3	4	5	6	7	8	9	10	11	12	13	14	15
37	1	37	21	21	21	21	21	21	21	21	21	21	21	21	21	21	21
84	2	84	41	41	41	41	41	41	41	41	41	41	41	41	41	41	41
41	3	41	37	37	26	26	26	26	26	26	26	26	26	26	26	26	26
99	4	99	84	84	71	71	71	71	71	71	71	71	71	71	71	71	71
21	5	21	71	71	65	65	65	65	65	65	65	65	65	65	65	65	84
71	6	71	65	65	84	84	84	84	84	84	84	84	84	84	84	84	65
26	7	26	26	26													
65	8	65															





Autodromo Nazionale Monza
Euroformula Open
Race - 3
Graphic Lap Chart






Autodromo Nazionale Monza
Euroformula Open
Race - 3
Pit Stop Analysis



Autodromo Nazionale Monza 5.793 m.

Or d.	Nr.	In Day Time	Team	Nat	Driver 1	Nat	Driver 2	Nat	Vehicle	Cat	In Time	Stop N°	Pit Time	Handicap	Diff.
1	84	10:58:15.393	BVM Racing	ITA	Francesco Simonazzi	ITA			Dallara F320		9:43.758	1	59.466		

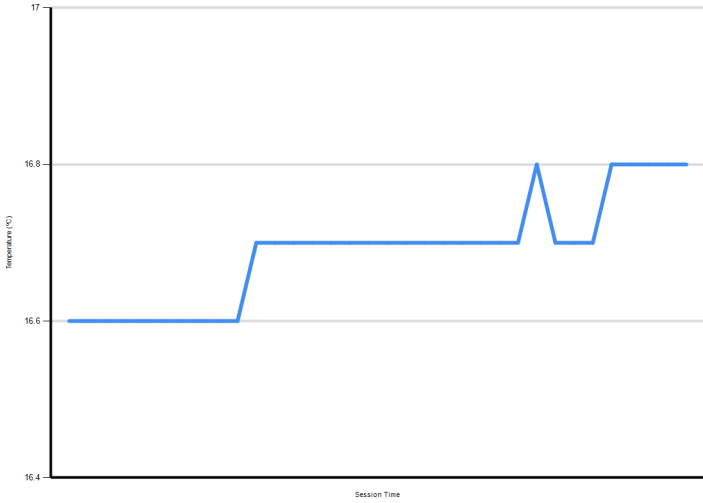




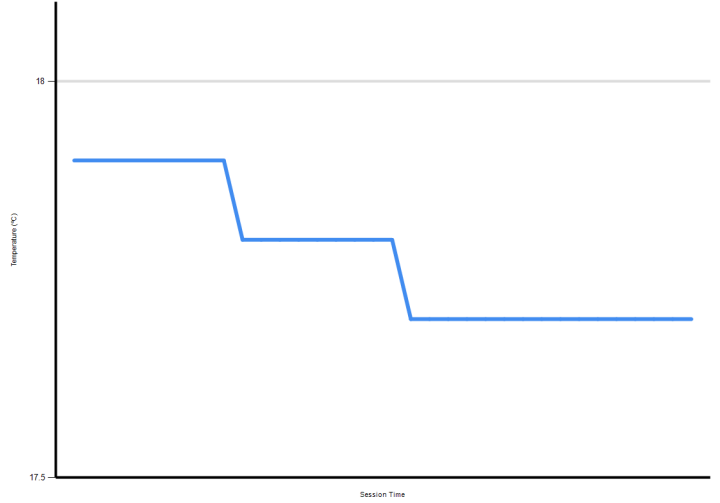
Autodromo Nazionale Monza
Euroformula Open
Race - 3
Weather Report



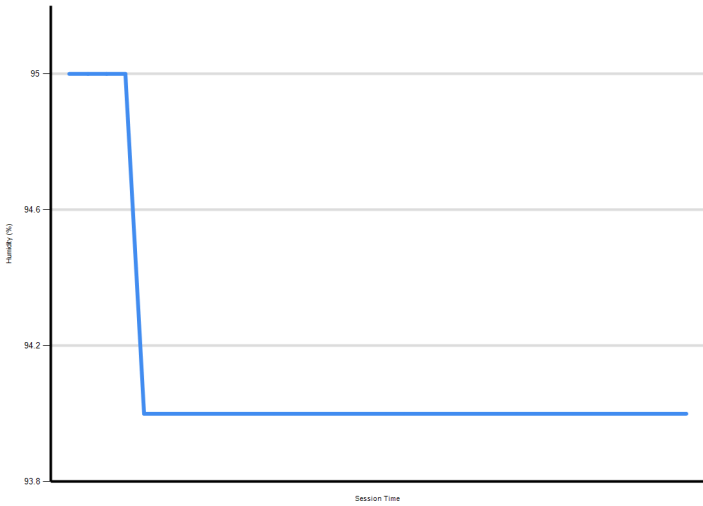
Air Temperature



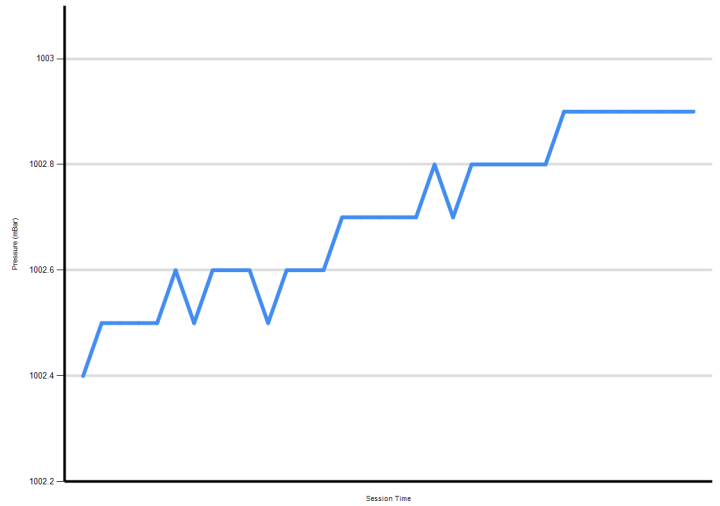
Track Temperature



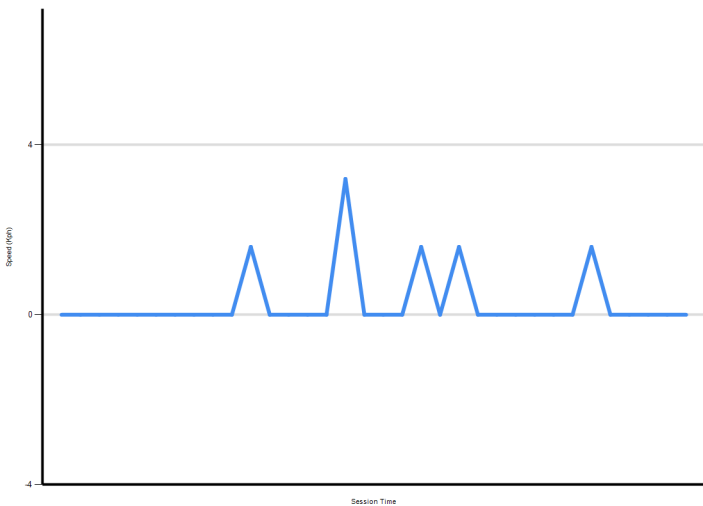
Humidity



Pressure



Wind Speed



Wind direction

