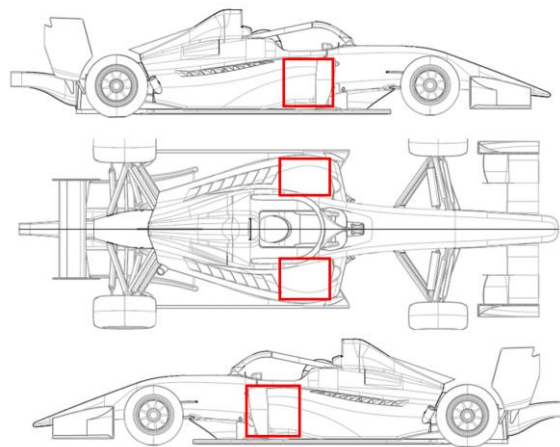


APPENDIX 3 / ANEXO 3


SPORTING REGULATION REGLAMENTO DEPORTIVO

Timing Transponder


Each team must equip their vehicle with a MyLaps transponder. The timing transponder must be mounted in the front right wheel arch behind the front axle as shown underneath. The illustration below refers to all vehicles. Consult the Series Technical Manager or Scrutineer if needed.



Right side



Left side




The mounting position of the transponder of a rechargeable or direct powered transponder is the same. The position must be identical on all cars competing in the championship. Fix the transponder vertically, at a maximum of 60cm (2ft) above the track. Make sure that the transponder has a clear view to the track with no metal or carbon fibre underneath. Maximum operating temperature should not exceed 122F/50°C.

Please always remember that **metal** and/or **carbon** will shield the signal of the transponder against being detected by a loop. Carbon will do that even more so than metal. Also, bundles of electric cables will disturb the signal in such a manner that the loop cannot receive the signal.

The maintenance, fixing and use of the timing devices are the responsibility of the competitor. The malfunction will involve, during any practices or qualifying, a compulsory stop at the pit box to replace or repair it

For the GT Sport series, as well as for the support races that share the event, it will be necessary to have a transponder brand MYLAPS (former AMB) in operation.

Compatible Transponders





The Organising Committee
El Comité Organizador

Madrid, Marzo/March 2025

El presente ANEXO queda aprobado a efectos deportivos.

Madrid, 24/03/2025



Fdo.: Paloma Izquierdo
Directora Deportiva

