



**Autodromo Nazionale Monza**  
**Euroformula Open**  
**Race - 1**  
**Provisional Results**



Clas	Nº	Driver	Nat	Cat	Clas	Team	Nat	Vehicle	Laps	Total Time	Gap	Interval	Km/h	Best	Time	Km/h
1	28	Cameron Das	USA			Team Motopark	DEU	Dallara F320 Spiess	18	32:25.678			192.9	11	1:44.282	199.9
2	52	Christian Mansell	AUS	R	1	Team Motopark	DEU	Dallara F320 Spiess	18	32:26.207	0.529	0.529	192.8	6	1:44.098	200.3
3	74	Cem Bolukbasi	TUR			Van Amersfoort Racing	NLD	Dallara F320 HWA	18	32:27.223	1.545	1.016	192.7	6	1:44.074	200.3
4	18	Nazim Azman	MYS			CryptoTower Racing Team	JPN	Dallara F320 Spiess	18	32:28.188	2.510	0.965	192.6	7	1:44.097	200.3
5	88	Filip Kaminiarz	POL			CryptoTower Racing Team	JPN	Dallara F320 Spiess	18	32:29.160	3.482	0.972	192.5	10	1:44.313	199.9
6	25	Casper Stevenson	GBR	R	2	Van Amersfoort Racing	NLD	Dallara F320 HWA	18	32:29.631	3.953	0.471	192.5	7	1:44.238	200.0
7	71	Brad Benavides	USA			Carlin	GBR	Dallara F320 Spiess	18	32:30.035	4.357	0.404	192.5	6	1:44.244	200.0
8	78	Nicolas Pino	CHI	R	3	Drivex	ESP	Dallara F320 HWA	18	32:42.570	16.892	12.535	191.2	6	1:44.695	199.1
9	84	Francesco Simonazzi	ITA	R	4	BVM Racing	ITA	Dallara F320 Spiess	18	32:46.150	20.472	3.580	190.9	6	1:44.897	198.8
10	35	Enzo Scionti	USA	R	5	Drivex	ESP	Dallara F320 HWA	18	32:56.067	30.389	9.917	189.9	4	1:44.752	199.0
11	10	Reshad de Gerus	FRA			Team Motopark	DEU	Dallara F320 Spiess	18	33:25.428	59.750	29.361	187.1	16	1:44.364	199.8
12	21	Josh Mason	GBR			Double R Racing	GBR	Dallara F320 HWA	18	33:33.383	1:07.705	7.955	186.4	8	1:44.539	199.4
13	15	Enzo Trulli	ITA	R	6	Carlin	GBR	Dallara F320 Spiess	16	32:34.954	2 Laps	2 Laps	170.6	6	1:44.236	200.0

**Not classified: (Requirements: 75% of number laps of leader = 14 Laps)**

27	Louis Foster	GBR				CryptoTower Racing Team	JPN	Dallara F320 Spiess								
----	--------------	-----	--	--	--	-------------------------	-----	---------------------	--	--	--	--	--	--	--	--

Fastest lap Cem Bolukbasi in 1:44.074 at 200.3 Km/h in lap 6

**\* PENALTIES**

CAR 10 DRIVE THROUGH PENALTY - CAUSING A COLLISION TO CAR 27 DONE DURING THE RACE

Published at:.....

Track Temp: 27.3 °C Air Temp: 23.3 °C Humidity: 66 % Track Status: DRY

<b>Stewards:</b>	<b>Race Director:</b>	<b>Timekeeper:</b>  Luis Angel Garcia Nunez JOB/I-0020-ESP
------------------	-----------------------	---





**Autodromo Nazionale Monza**  
**Euroformula Open**  
**Race - 1**



**Provisional Results by Category**

Clas	Nº	Driver	Nat	Cat	Clas	Team	Nat	Vehicle	Laps	Total Time	Gap	Interval	Km/h	Best	Time	Km/h
1	28	Cameron Das	USA			Team Motopark	DEU	Dallara F320 Spiess	18	32:25.678			192.9	11	1:44.282	199.9
2	74	Cem Bolukbasi	TUR			Van Amersfoort Racing	NLD	Dallara F320 HWA	18	32:27.223	1.545	1.545	192.7	6	1:44.074	200.3
3	18	Nazim Azman	MYS			CryptoTower Racing Team	JPN	Dallara F320 Spiess	18	32:28.188	2.510	0.965	192.6	7	1:44.097	200.3
4	88	Filip Kaminiarz	POL			CryptoTower Racing Team	JPN	Dallara F320 Spiess	18	32:29.160	3.482	0.972	192.5	10	1:44.313	199.9
5	71	Brad Benavides	USA			Carlin	GBR	Dallara F320 Spiess	18	32:30.035	4.357	0.875	192.5	6	1:44.244	200.0
6	10	Reshad de Gerus	FRA			Team Motopark	DEU	Dallara F320 Spiess	18	33:25.428	59.750	55.393	187.1	16	1:44.364	199.8
7	21	Josh Mason	GBR			Double R Racing	GBR	Dallara F320 HWA	18	33:33.383	1:07.705	7.955	186.4	8	1:44.539	199.4

**Not classified: (Requirements: 75% of number laps of leader = 14 Laps)**

27	Louis Foster	GBR				CryptoTower Racing Team	JPN	Dallara F320 Spiess								
----	--------------	-----	--	--	--	-------------------------	-----	---------------------	--	--	--	--	--	--	--	--

<b>Rookie</b>																
1	52	Christian Mansell	AUS	R	1	Team Motopark	DEU	Dallara F320 Spiess	18	32:26.207			192.8	6	1:44.098	200.3
2	25	Casper Stevenson	GBR	R	2	Van Amersfoort Racing	NLD	Dallara F320 HWA	18	32:29.631	3.424	3.424	192.5	7	1:44.238	200.0
3	78	Nicolas Pino	CHL	R	3	Drivex	ESP	Dallara F320 HWA	18	32:42.570	16.363	12.939	191.2	6	1:44.695	199.1
4	84	Francesco Simonazzi	ITA	R	4	BVM Racing	ITA	Dallara F320 Spiess	18	32:46.150	19.943	3.580	190.9	6	1:44.897	198.8
5	35	Enzo Scionti	USA	R	5	Drivex	ESP	Dallara F320 HWA	18	32:56.067	29.860	9.917	189.9	4	1:44.752	199.0
6	15	Enzo Trulli	ITA	R	6	Carlin	GBR	Dallara F320 Spiess	16	32:34.954	2 Laps	2 Laps	170.6	6	1:44.236	200.0

Fastest lap Cem Bolukbasi in 1:44.074 at 200.3 Km/h in lap 6

**\* PENALTIES**

CAR 10 DRIVE THROUGH PENALTY - CAUSING A COLLISION TO CAR 27 DONE DURING THE RACE

Published at:.....

Track Temp: 27.3 °C Air Temp: 23.3 °C Humidity: 66 % Track Status: DRY

<b>Stewards:</b>	<b>Race Director:</b>	<b>Timekeeper:</b>  Luis Angel Garcia Nufez JOB/I-0020-ESP
------------------	-----------------------	---





Autodromo Nazionale Monza

Euroformula Open

Race - 1



Provisional Classification by Driver Fastest Lap

Clas	Nº	Driver	Nat	Cat	Clas	Team	Nat	Vehicle	Laps	Best	Time	Gap	Interval	Km/h
1	74	Cem Bolukbasi				Van Amersfoort Racing		Dallara F320 HWA	18	6	1:44.074			200.3
2	18	Nazim Azman				CryptoTower Racing Team		Dallara F320 Spiess	18	7	1:44.097	0.023	0.023	200.3
3	52	Christian Mansell		R	1	Team Motopark		Dallara F320 Spiess	18	6	1:44.098	0.024	0.001	200.3
4	15	Enzo Trulli		R	2	Carlin		Dallara F320 Spiess	16	6	1:44.236	0.162	0.138	200.0
5	25	Casper Stevenson		R	3	Van Amersfoort Racing		Dallara F320 HWA	18	7	1:44.238	0.164	0.002	200.0
6	71	Brad Benavides				Carlin		Dallara F320 Spiess	18	6	1:44.244	0.170	0.006	200.0
7	28	Cameron Das				Team Motopark		Dallara F320 Spiess	18	11	1:44.282	0.208	0.038	199.9
8	88	Filip Kaminiaz				CryptoTower Racing Team		Dallara F320 Spiess	18	10	1:44.313	0.239	0.031	199.9
9	10	Reshad de Gerus				Team Motopark		Dallara F320 Spiess	18	16	1:44.364	0.290	0.051	199.8
10	21	Josh Mason				Double R Racing		Dallara F320 HWA	18	8	1:44.539	0.465	0.175	199.4
11	78	Nicolas Pino		R	4	Drivex		Dallara F320 HWA	18	6	1:44.695	0.621	0.156	199.1
12	35	Enzo Scionti		R	5	Drivex		Dallara F320 HWA	18	4	1:44.752	0.678	0.057	199.0
13	84	Francesco Simonazzi		R	6	BVM Racing		Dallara F320 Spiess	18	6	1:44.897	0.823	0.145	198.8





**Autodromo Nazionale Monza**  
**Euroformula Open**  
**Race - 1**  
**Distance and Speed Average**



Clas	Nº	Driver	Nat	Cat	Clas	Team	Nat	Vehicle	Laps	Distance	Total Time	Km/h
1	28	Cameron Das				Team Motopark		Dallara F320 Spiess	18	104.27	32:25.678	192.9
2	52	Christian Mansell		R	1	Team Motopark		Dallara F320 Spiess	18	104.27	32:26.207	192.8
3	74	Cem Bolukbasi				Van Amersfoort Racing		Dallara F320 HWA	18	104.27	32:27.223	192.7
4	18	Nazim Azman				CryptoTower Racing Team		Dallara F320 Spiess	18	104.27	32:28.188	192.6
5	88	Filip Kaminiarz				CryptoTower Racing Team		Dallara F320 Spiess	18	104.27	32:29.160	192.5
6	25	Casper Stevenson		R	2	Van Amersfoort Racing		Dallara F320 HWA	18	104.27	32:29.631	192.5
7	71	Brad Benavides				Carlin		Dallara F320 Spiess	18	104.27	32:30.035	192.5
8	78	Nicolas Pino		R	3	Drivex		Dallara F320 HWA	18	104.27	32:42.570	191.2
9	84	Francesco Simonazzi		R	4	BVM Racing		Dallara F320 Spiess	18	104.27	32:46.150	190.9
10	35	Enzo Scionti		R	5	Drivex		Dallara F320 HWA	18	104.27	32:56.067	189.9
11	10	Reshad de Gerus				Team Motopark		Dallara F320 Spiess	18	104.27	33:25.428	187.1
12	21	Josh Mason				Double R Racing		Dallara F320 HWA	18	104.27	33:33.383	186.4
13	15	Enzo Trulli		R	6	Carlin		Dallara F320 Spiess	16	92.68	32:34.954	170.6
0	27	Louis Foster				CryptoTower Racing Team		Dallara F320 Spiess	0			





**Autodromo Nazionale Monza**  
**Euroformula Open**  
**Race - 1**  
**Lap Analysis**



10

Reshad de Gerus

Dallara F320 Spiess **18**

Nazim Azman

Dallara F320 Spiess

Team Motopark

CryptoTower Racing Team

Lap	D	Time	Sector 1	Sector 2	Sector 3	T. Spd	Elapsed	Lap	D	Time	Sector 1	Sector 2	Sector 3	T. Spd	Elapsed
1		2:08.218 P	37.549	39.364	51.305	213.8	2:08.218	1		1:55.834	38.567	36.572	40.695	217.7	1:55.834
2		2:55.312	1:44.270	35.540	35.502	203.3	5:03.530	2		2:36.019	49.345	52.861	53.813	119.4	4:31.853
3		1:45.001	34.879	34.801	35.321	253.5	6:48.531	3		1:45.820	34.903	35.429	35.488	259.6	6:17.673
4		1:44.420	34.718	34.598	35.104	254.7	8:32.951	4		1:45.155	34.359	35.378	35.418	264.0	8:02.828
5		1:44.442	34.543	34.715	35.184	255.3	10:17.393	5		1:45.068	34.329	35.406	35.333	264.0	9:47.896
6		1:51.181 P	34.565	34.852	41.764	254.1	12:08.574	6		1:44.307	34.429	34.711	35.167	260.8	11:32.203
7		2:05.468	54.929	35.013	35.526	209.7	14:14.042	7		1:44.097	34.327	34.642	35.128	261.5	13:16.300
8		1:44.489	34.594	34.733	35.162	252.9	15:58.531	8		1:44.269	34.536	34.678	35.055	260.8	15:00.569
9		1:44.786	34.782	34.671	35.333	254.1	17:43.317	9		1:44.446	34.308	34.773	35.365	262.1	16:45.015
10		1:44.716	34.605	34.687	35.424	254.1	19:28.033	10		1:45.124	34.272	35.779	35.073	266.0	18:30.139
11		1:44.816	34.624	34.859	35.333	253.5	21:12.849	11		1:44.656	34.171	35.257	35.228	265.3	20:14.795
12		1:44.597	34.687	34.664	35.246	254.1	22:57.446	12		1:44.632	34.280	34.953	35.399	262.7	21:59.427
13		1:44.818	34.638	34.785	35.395	254.1	24:42.264	13		1:44.824	34.367	35.043	35.414	262.7	23:44.251
14		1:44.493	34.591	34.705	35.197	254.1	26:26.757	14		1:44.493	34.343	35.032	35.118	262.1	25:28.744
15		1:44.627	34.595	34.799	35.233	254.1	28:11.384	15		1:44.521	34.332	34.977	35.212	262.7	27:13.265
16		1:44.364	34.650	34.629	35.085	253.5	29:55.748	16		1:44.396	34.256	35.024	35.116	262.7	28:57.661
17		1:44.445	34.569	34.705	35.171	253.5	31:40.193	17		1:45.747	34.192	35.982	35.573	265.3	30:43.408
18		1:45.235	34.816	34.991	35.428	253.5	33:25.428	18		1:44.780	34.774	34.765	35.241	254.7	32:28.188

15

Enzo Trulli

Dallara F320 Spiess **21**

Josh Mason

Dallara F320 HWA

Rookie

Carlin

Double R Racing

Lap	D	Time	Sector 1	Sector 2	Sector 3	T. Spd	Elapsed	Lap	D	Time	Sector 1	Sector 2	Sector 3	T. Spd	Elapsed
1		2:40.335 P	44.570	47.555	1:08.210	199.6	2:40.335	1		1:53.405	37.985	36.523	38.897	206.8	1:53.405
2		5:31.508	4:19.320	36.280	35.908	172.5	8:11.843	2		2:37.657	50.008	52.879	54.770	99.3	4:31.062
3		1:45.344	34.932	34.952	35.460	255.3	9:57.187	3		1:56.798 P	35.685	36.702	44.411	266.6	6:27.860
4		1:44.352	34.549	34.611	35.192	257.7	11:41.539	4		2:36.778	1:25.736	35.273	35.769	207.6	9:04.638
5		1:44.369	34.563	34.561	35.245	258.9	13:25.908	5		1:45.639	35.166	34.925	35.548	251.7	10:50.277
6		1:44.236	34.454	34.597	35.185	260.2	15:10.144	6		1:45.306	34.967	35.019	35.320	252.3	12:35.583
7		1:44.237	34.166	34.491	35.580	263.4	16:54.381	7		1:44.869	34.900	34.672	35.297	252.3	14:20.452
8		1:44.687	34.228	35.362	35.097	266.0	18:39.068	8		1:44.539	34.683	34.772	35.084	254.1	16:04.991
9		1:44.579	34.329	34.754	35.496	266.0	20:23.647	9		1:44.884	34.853	34.754	35.277	254.1	17:49.875
10		1:44.481	34.625	34.530	35.326	257.7	22:08.128	10		1:44.612	34.715	34.643	35.254	254.1	19:34.487
11		1:44.310	34.373	34.672	35.265	259.6	23:52.438	11		1:44.552	34.623	34.684	35.245	254.7	21:19.039
12		1:44.464	34.589	34.675	35.200	258.3	25:36.902	12		1:44.657	34.730	34.666	35.261	255.3	23:03.696
13		1:44.399	34.540	34.701	35.158	258.3	27:21.301	13		1:44.634	34.767	34.694	35.173	255.3	24:48.330
14		1:44.585	34.642	34.701	35.242	258.3	29:05.886	14		1:44.735	34.810	34.705	35.220	254.7	26:33.065
15		1:44.498	34.556	34.703	35.239	257.7	30:50.384	15		1:44.789	34.894	34.726	35.169	254.7	28:17.854
16		1:44.570	34.549	34.812	35.209	258.3	32:34.954	16		1:44.695	34.746	34.779	35.170	254.7	30:02.549
								17		1:45.781	34.759	35.658	35.364	254.1	31:48.330
								18		1:45.053	34.897	34.832	35.324	253.5	33:33.383





**Autodromo Nazionale Monza**  
**Euroformula Open**  
**Race - 1**  
**Lap Analysis**



**25** Casper Stevenson Dallara F320 HWA **35** Enzo Scionti Dallara F320 HWA  
 Rookie Van Amersfoort Racing Rookie Drivex

Lap	D	Time	Sector 1	Sector 2	Sector 3	T. Spd	Elapsed	Lap	D	Time	Sector 1	Sector 2	Sector 3	T. Spd	Elapsed
1		1:56.914	39.611	36.212	41.091	209.7	1:56.914	1		1:59.471	41.128	36.010	42.333	226.4	1:59.471
2		2:35.238	49.311	53.022	52.905	123.5	4:32.152	2		2:33.138	47.904	52.709	52.525	152.3	4:32.609
3		1:46.717	35.016	36.297	35.404	267.9	6:18.869	3		1:47.097	34.923	36.268	35.906	266.0	6:19.706
4		1:44.959	34.647	35.035	35.277	260.2	8:03.828	4		1:44.752	34.613	34.984	35.155	262.7	8:04.458
5		1:44.949	34.520	35.081	35.348	262.7	9:48.777	5		1:45.798	35.475	35.160	35.163	265.3	9:50.256
6		1:44.560	34.350	35.149	35.061	272.7	11:33.337	6		1:44.878	34.641	35.121	35.116	262.1	11:35.134
7		1:44.238	34.433	34.682	35.123	262.1	13:17.575	7		1:48.729	34.537	34.912	39.280	263.4	13:23.863
8		1:44.436	34.575	34.796	35.065	260.8	15:02.011	8		1:45.084	34.783	35.028	35.273	262.1	15:08.947
9		1:44.738	34.594	34.870	35.274	260.2	16:46.749	9		1:45.037	34.634	35.073	35.330	264.0	16:53.984
10		1:45.816	34.928	35.462	35.426	261.5	18:32.565	10		1:45.889	34.560	36.032	35.297	263.4	18:39.873
11		1:44.643	34.449	34.942	35.252	263.4	20:17.208	11		1:47.949	36.274	35.905	35.770	266.0	20:27.822
12		1:44.758	34.632	34.874	35.252	262.1	22:01.966	12		1:46.197	35.034	35.565	35.598	257.7	22:14.019
13		1:44.761	34.577	34.976	35.208	262.7	23:46.727	13		1:45.828	34.956	35.236	35.636	257.7	23:59.847
14		1:44.547	34.548	34.926	35.073	262.7	25:31.274	14		1:46.010	35.082	35.446	35.482	256.5	25:45.857
15		1:44.397	34.361	34.914	35.122	264.0	27:15.671	15		1:47.888	35.816	36.052	36.020	256.5	27:33.745
16		1:44.454	34.330	34.877	35.247	264.7	29:00.125	16		1:47.123	35.269	35.812	36.042	254.1	29:20.868
17		1:44.725	34.493	35.071	35.161	264.7	30:44.850	17		1:47.517	35.167	35.918	36.432	254.1	31:08.385
18		1:44.781	34.372	35.083	35.326	266.6	32:29.631	18		1:47.682	35.155	36.216	36.311	253.5	32:56.067

**27** Louis Foster Dallara F320 Spiess **52** Christian Mansell Dallara F320 Spiess  
 CryptoTower Racing Team Rookie Team Motopark

Lap	D	Time	Sector 1	Sector 2	Sector 3	T. Spd	Elapsed	Lap	D	Time	Sector 1	Sector 2	Sector 3	T. Spd	Elapsed
28								1		1:50.818	37.069	35.406	38.343	210.1	1:50.818
								2		2:39.126	49.861	52.261	57.004	124.2	4:29.944
								3		1:45.330	35.005	35.067	35.258	259.6	6:15.274
								4		1:44.808	34.497	34.940	35.371	260.2	8:00.082
1		1:50.217	36.024	35.094	39.099	211.7	1:50.217	5		1:44.792	34.629	35.007	35.156	258.9	9:44.874
2		2:39.277	49.735	52.140	57.402	136.3	4:29.494	6		1:44.098	34.262	34.827	35.009	258.9	11:28.972
3		1:45.248	34.919	35.062	35.267	252.9	6:14.742	7		1:44.756	34.233	35.229	35.294	262.1	13:13.728
4		1:44.795	34.650	34.826	35.319	254.7	7:59.537	8		1:44.617	34.435	35.022	35.160	264.0	14:58.345
5		1:44.619	34.565	34.792	35.262	254.7	9:44.156	9		1:45.149	34.383	35.582	35.184	259.6	16:43.494
6		1:44.371	34.522	34.701	35.148	255.3	11:28.527	10		1:45.671	35.121	35.407	35.143	252.3	18:29.165
7		1:44.814	34.641	34.962	35.211	254.7	13:13.341	11		1:44.295	34.392	34.688	35.215	260.2	20:13.460
8		1:44.653	34.731	34.759	35.163	255.3	14:57.994	12		1:44.219	34.359	34.723	35.137	259.6	21:57.679
9		1:45.867	34.640	35.951	35.276	254.7	16:43.861	13		1:44.486	34.291	34.905	35.290	261.5	23:42.165
10		1:44.574	34.677	34.765	35.132	261.5	18:28.435	14		1:44.993	34.779	35.014	35.200	262.1	25:27.158
11		1:44.282	34.452	34.643	35.187	255.3	20:12.717	15		1:44.519	34.404	35.001	35.114	261.5	27:11.677
12		1:44.417	34.556	34.637	35.224	255.3	21:57.134	16		1:44.906	34.470	35.236	35.200	263.4	28:56.583
13		1:44.656	34.527	34.824	35.305	255.9	23:41.790	17		1:45.079	34.505	35.340	35.234	262.7	30:41.662
14		1:44.906	34.945	34.707	35.254	255.3	25:26.696	18		1:44.545	34.493	34.828	35.224	260.2	32:26.207
15		1:44.620	34.604	34.869	35.147	255.3	27:11.316								
16		1:44.894	34.661	34.945	35.288	254.1	28:56.210								
17		1:45.015	34.833	34.997	35.185	255.3	30:41.225								
18		1:44.453	34.521	34.688	35.244	254.7	32:25.678								





**Autodromo Nazionale Monza**  
**Euroformula Open**  
**Race - 1**  
**Lap Analysis**



**71**

Brad Benavides

Dallara F320 Spiess **78**

Nicolas Pino

Dallara F320 HWA

Carlin Rookie

Drivex

Lap	D	Time	Sector 1	Sector 2	Sector 3	T. Spd	Elapsed	Lap	D	Time	Sector 1	Sector 2	Sector 3	T. Spd	Elapsed
1		1:51.437	38.022	35.362	38.053	220.4	1:51.437	1		2:01.234	39.561	37.501	44.172	217.3	2:01.234
2		2:38.918	50.067	52.165	56.686	121.2	4:30.355	2		2:32.552	47.248	52.387	52.917	179.4	4:33.786
3		1:45.787	34.921	35.118	35.748	262.7	6:16.142	3		1:46.776	35.370	35.583	35.823	257.7	6:20.562
4		1:45.104	34.660	35.135	35.309	260.2	8:01.246	4		1:46.179	35.440	35.434	35.305	261.5	8:06.741
5		1:44.661	34.641	34.754	35.266	259.6	9:45.907	5		1:45.515	34.869	35.405	35.241	267.3	9:52.256
6		<b>1:44.244</b>	34.433	<b>34.724</b>	<b>35.087</b>	260.2	11:30.151	6		<b>1:44.695</b>	34.599	34.906	<b>35.190</b>	263.4	11:36.951
7		1:44.435	34.504	34.740	35.191	260.2	13:14.586	7		1:45.859	34.722	34.916	36.221	264.0	13:22.810
8		1:44.321	34.301	34.848	35.172	258.3	14:58.907	8		1:45.241	34.795	35.050	35.396	259.6	15:08.051
9		1:46.334	34.334	35.959	36.041	263.4	16:45.241	9		1:45.250	34.818	34.953	35.479	259.6	16:53.301
10		1:45.478	<b>34.255</b>	35.915	35.308	265.3	18:30.719	10		1:45.037	34.784	34.887	35.366	260.8	18:38.338
11		1:44.581	34.468	34.971	35.142	263.4	20:15.300	11		1:45.495	34.657	<b>34.831</b>	36.007	260.8	20:23.833
12		1:44.573	34.385	34.868	35.320	263.4	21:59.873	12		1:45.792	34.999	35.256	35.537	262.7	22:09.625
13		1:45.263	34.593	35.312	35.358	264.7	23:45.136	13		1:44.900	34.677	34.993	35.230	260.2	23:54.525
14		1:44.605	34.383	35.050	35.172	262.1	25:29.741	14		1:44.906	34.450	35.008	35.448	264.0	25:39.431
15		1:44.359	34.507	34.750	35.102	260.2	27:14.100	15		1:45.186	34.708	35.254	35.224	268.6	27:24.617
16		1:44.621	34.403	34.962	35.256	262.7	28:58.721	16		1:45.514	<b>34.441</b>	35.479	35.594	263.4	29:10.131
17		1:44.668	34.433	34.998	35.237	260.2	30:43.389	17		1:46.021	34.987	35.383	35.651	252.9	30:56.152
18		1:46.646	36.054	35.296	35.296	257.1	32:30.035	18		1:46.418	34.938	35.670	35.810	252.3	32:42.570

**74**

Cem Bolukbasi

Dallara F320 HWA **84**

Francesco Simonazzi

Dallara F320 Spiess

Van Amersfoort Racing Rookie

BVM Racing

Lap	D	Time	Sector 1	Sector 2	Sector 3	T. Spd	Elapsed	Lap	D	Time	Sector 1	Sector 2	Sector 3	T. Spd	Elapsed
1		1:54.529	38.105	36.956	39.468	211.3	1:54.529	1		2:16.036	54.350	37.253	44.433	203.7	2:16.036
2		2:36.782	50.049	52.658	54.075	102.5	4:31.311	2		2:18.738	37.617	47.990	53.131	194.9	4:34.774
3		1:45.659	35.094	35.130	35.435	262.1	6:16.970	3		1:45.988	34.931	35.731	35.326	256.5	6:20.762
4		1:45.308	34.420	35.677	35.211	266.6	8:02.278	4		1:45.426	34.864	35.219	35.343	257.7	8:06.188
5		1:44.375	<b>34.263</b>	35.212	34.900	270.0	9:46.653	5		1:45.173	34.640	35.106	35.427	255.3	9:51.361
6		<b>1:44.074</b>	34.452	34.779	34.843	264.0	11:30.727	6		<b>1:44.897</b>	34.561	35.000	35.336	257.7	11:36.258
7		1:44.404	34.375	35.238	<b>34.791</b>	264.7	13:15.131	7		1:44.919	<b>34.552</b>	35.002	35.365	258.9	13:21.177
8		1:44.186	34.383	<b>34.776</b>	35.027	265.3	14:59.317	8		1:45.165	34.879	35.126	<b>35.160</b>	253.5	15:06.342
9		1:45.267	34.318	35.515	35.434	268.6	16:44.584	9		1:45.195	34.841	<b>34.945</b>	35.409	254.7	16:51.537
10		1:44.985	34.617	35.187	35.181	262.1	18:29.569	10		1:45.593	34.944	35.237	35.412	254.1	18:37.130
11		1:44.501	34.526	34.806	35.169	265.3	20:14.070	11		1:45.234	34.778	35.125	35.331	254.7	20:22.364
12		1:44.509	34.398	34.989	35.122	263.4	21:58.579	12		1:45.508	34.786	35.115	35.607	254.1	22:07.872
13		1:44.742	34.798	34.851	35.093	261.5	23:43.321	13		1:45.926	35.313	35.422	35.191	254.1	23:53.798
14		1:44.647	34.652	34.887	35.108	259.6	25:27.968	14		1:45.084	34.792	35.002	35.290	258.3	25:38.882
15		1:44.593	34.607	34.858	35.128	261.5	27:12.561	15		1:45.178	34.661	35.092	35.425	257.1	27:24.060
16		1:44.669	34.574	34.934	35.161	261.5	28:57.230	16		1:49.134	35.011	36.043	38.080	254.7	29:13.194
17		1:45.168	34.575	35.394	35.199	262.1	30:42.398	17		1:46.818	35.486	35.606	35.726	251.1	31:00.012
18		1:44.825	34.531	35.020	35.274	262.1	32:27.223	18		1:46.138	35.149	35.558	35.431	254.1	32:46.150





**Autodromo Nazionale Monza**  
**Euroformula Open**  
**Race - 1**  
**Lap Analysis**



88

Filip Kaminiaz

Dallara F320 Spiess

CryptoTower Racing Team

Lap	D	Time	Sector 1	Sector 2	Sector 3	T. Spd	Elapsed
1		1:52.574	38.441	35.775	38.358	220.4	1:52.574
2		2:38.162	49.830	52.651	55.681	111.4	4:30.736
3		1:45.797	35.217	35.146	35.434	266.0	6:16.533
4		1:45.394	34.389	35.673	35.332	267.9	8:01.927
5		1:46.529	34.690	36.341	35.498	264.0	9:48.456
6		1:45.470	34.716	35.505	35.249	266.0	11:33.926
7		1:44.508	34.461	34.832	35.215	265.3	13:18.434
8		1:44.437	34.343	34.838	35.256	263.4	15:02.871
9		1:44.473	34.239	34.939	35.295	262.7	16:47.344
10		1:44.313	34.285	34.831	35.197	264.0	18:31.657
11		1:44.319	34.303	34.765	35.251	262.7	20:15.976
12		1:44.486	34.295	34.784	35.407	265.3	22:00.462
13		1:45.097	34.120	35.498	35.479	266.6	23:45.559
14		1:44.885	34.261	35.232	35.392	267.9	25:30.444
15		1:44.511	34.229	34.969	35.313	266.0	27:14.955
16		1:44.525	34.217	34.923	35.385	264.0	28:59.480
17		1:44.719	34.216	35.104	35.399	264.7	30:44.199
18		1:44.961	34.357	35.131	35.473	265.3	32:29.160







**Autodromo Nazionale Monza**  
**Euroformula Open**  
**Race - 1**



**Analysis by Lap**

Num	Lap Time	Gap
<b>Lap 1</b>		
28	1:50.217	
52	1:50.818	00.601
71	1:51.437	01.220
88	1:52.574	02.357
21	1:53.405	03.188
74	1:54.529	04.312
18	1:55.834	05.617
25	1:56.914	06.697
35	1:59.471	09.254
78	2:01.234	11.017
10	2:08.218	18.001
84	2:16.036	25.819
15	2:40.335	50.118
<b>Lap 2</b>		
28	2:39.277	
52	2:39.126	00.450
71	2:38.918	00.861
88	2:38.162	01.242
21	2:37.657	01.568
74	2:36.782	01.817
18	2:36.019	02.359
25	2:35.238	02.658
35	2:33.138	03.115
78	2:32.552	04.292
84	2:18.738	05.280
10	2:55.312	34.036
<b>Lap 3</b>		
28	1:45.248	
52	1:45.330	00.532
71	1:45.787	01.400
88	1:45.797	01.791
74	1:45.659	02.228
18	1:45.820	02.931
25	1:46.717	04.127
35	1:47.097	04.964
78	1:46.776	05.820
84	1:45.988	06.020
21	1:56.798	13.118
10	1:45.001	33.789
<b>Lap 4</b>		
28	1:44.795	
52	1:44.808	00.545
71	1:45.104	01.709
88	1:45.394	02.390
74	1:45.308	02.741
18	1:45.155	03.291
25	1:44.959	04.291
35	1:44.752	04.921
84	1:45.426	06.651
78	1:46.179	07.204
15	5:31.508	2 Laps
10	1:44.420	33.414

Num	Lap Time	Gap
21	2:36.778	1:05.101
<b>Lap 5</b>		
28	1:44.619	
52	1:44.792	00.718
71	1:44.661	01.751
74	1:44.375	02.497
18	1:45.068	03.740
88	1:46.529	04.300
25	1:44.949	04.621
35	1:45.798	06.100
84	1:45.173	07.205
78	1:45.515	08.100
15	1:45.344	2 Laps
10	1:44.442	33.237
21	1:45.639	1:06.121
<b>Lap 6</b>		
28	1:44.371	
52	1:44.098	00.445
71	1:44.244	01.624
74	1:44.074	02.200
18	1:44.307	03.676
25	1:44.560	04.810
88	1:45.470	05.399
35	1:44.878	06.607
84	1:44.897	07.731
78	1:44.695	08.424
15	1:44.352	2 Laps
10	1:51.181	40.047
21	1:45.306	1:07.056
<b>Lap 7</b>		
28	1:44.814	
52	1:44.756	00.387
71	1:44.435	01.245
74	1:44.404	01.790
18	1:44.097	02.959
25	1:44.238	04.234
88	1:44.508	05.093
84	1:44.919	07.836
78	1:45.859	09.469
35	1:48.729	10.522
15	1:44.369	2 Laps
10	2:05.468	1:00.701
21	1:44.869	1:07.111
<b>Lap 8</b>		
28	1:44.653	
52	1:44.617	00.351
71	1:44.321	00.913
74	1:44.186	01.323
18	1:44.269	02.575
25	1:44.436	04.017
88	1:44.437	04.877
84	1:45.165	08.348

Num	Lap Time	Gap
78	1:45.241	10.057
35	1:45.084	10.953
15	1:44.236	2 Laps
10	1:44.489	1:00.537
21	1:44.539	1:06.997
<b>Lap 9</b>		
52	1:45.149	
28	1:45.867	00.367
74	1:45.267	01.090
18	1:44.446	01.521
71	1:46.334	01.747
25	1:44.738	03.255
88	1:44.473	03.850
84	1:45.195	08.043
78	1:45.250	09.807
35	1:45.037	10.490
15	1:44.237	2 Laps
10	1:44.786	59.823
21	1:44.884	1:06.381
<b>Lap 10</b>		
28	1:44.574	
52	1:45.671	00.730
74	1:44.985	01.134
18	1:45.124	01.704
71	1:45.478	02.284
88	1:44.313	03.222
25	1:45.816	04.130
84	1:45.593	08.695
78	1:45.037	09.903
15	1:44.687	2 Laps
35	1:45.889	11.438
10	1:44.716	59.598
21	1:44.612	1:06.052
<b>Lap 11</b>		
28	1:44.282	
52	1:44.295	00.743
74	1:44.501	01.353
18	1:44.656	02.078
71	1:44.581	02.583
88	1:44.319	03.259
25	1:44.643	04.491
84	1:45.234	09.647
15	1:44.579	2 Laps
78	1:45.495	11.116
35	1:47.949	15.105
10	1:44.816	1:00.132
21	1:44.552	1:06.322
<b>Lap 12</b>		
28	1:44.417	
52	1:44.219	00.545
74	1:44.509	01.445
18	1:44.632	02.293

Num	Lap Time	Gap
71	1:44.573	02.739
88	1:44.486	03.328
25	1:44.758	04.832
84	1:45.508	10.738
15	1:44.481	2 Laps
78	1:45.792	12.491
35	1:46.197	16.885
10	1:44.597	1:00.312
21	1:44.657	1:06.562
<b>Lap 13</b>		
28	1:44.656	
52	1:44.486	00.375
74	1:44.742	01.531
18	1:44.824	02.461
71	1:45.263	03.346
88	1:45.097	03.769
25	1:44.761	04.937
15	1:44.310	2 Laps
84	1:45.926	12.008
78	1:44.900	12.735
35	1:45.828	18.057
10	1:44.818	1:00.474
21	1:44.634	1:06.540
<b>Lap 14</b>		
28	1:44.906	
52	1:44.993	00.462
74	1:44.647	01.272
18	1:44.493	02.048
71	1:44.605	03.045
88	1:44.885	03.748
25	1:44.547	04.578
15	1:44.464	2 Laps
84	1:45.084	12.186
78	1:44.906	12.735
35	1:46.010	19.161
10	1:44.493	1:00.061
21	1:44.735	1:06.369
<b>Lap 15</b>		
28	1:44.620	
52	1:44.519	00.361
74	1:44.593	01.245
18	1:44.521	01.949
71	1:44.359	02.784
88	1:44.511	03.639
25	1:44.397	04.355
15	1:44.399	2 Laps
84	1:45.178	12.744
78	1:45.186	13.301
35	1:47.888	22.429
10	1:44.627	1:00.068
21	1:44.789	1:06.538

Num	Lap Time	Gap
<b>Lap 16</b>		
28	1:44.894	
52	1:44.906	00.373
74	1:44.669	01.020
18	1:44.396	01.451
71	1:44.621	02.511
88	1:44.525	03.270
25	1:44.454	03.915
15	1:44.585	2 Laps
78	1:45.514	13.921
84	1:49.134	16.984
35	1:47.123	24.658
10	1:44.364	59.538
21	1:44.695	1:06.339
<b>Lap 17</b>		
28	1:45.015	
52	1:45.079	00.437
74	1:45.168	01.173
71	1:44.668	02.164
18	1:45.747	02.183
88	1:44.719	02.974
25	1:44.725	03.625
15	1:44.498	2 Laps
78	1:46.021	14.927
84	1:46.818	18.787
35	1:47.517	27.160
10	1:44.445	58.968
21	1:45.781	1:07.105
<b>Lap 18</b>		
28	1:44.453	
52	1:44.545	00.529
74	1:44.825	01.545
18	1:44.780	02.510
88	1:44.961	03.482
25	1:44.781	03.953
71	1:46.646	04.357
15	1:44.570	2 Laps
78	1:46.418	16.892
84	1:46.138	20.472
35	1:47.682	30.389
10	1:45.235	59.750
21	1:45.053	1:07.705





**Autodromo Nazionale Monza**  
**Euroformula Open**  
**Race - 1**



**Best Sectors Results**







Sector - 1			Sector - 2			Sector - 3			Ideal Lap vs Best Lap						
Clas	Nº	Driver	Time	Nº	Driver	Time	Nº	Driver	Time	Clas	Nº	Driver	Ideal Lap	Best Lap	Clas
1	88	Filip Kaminiarz	34.120	15	Enzo Trulli	34.491	74	Cem Bolukbasi	34.791	1	15	Enzo Trulli	1:43.754	1:44.236	4
2	15	Enzo Trulli	34.166	10	Reshad de Gerus	34.598	52	Christian Mansell	35.009	2	74	Cem Bolukbasi	1:43.830	1:44.074	1
3	18	Nazim Azman	34.171	28	Cameron Das	34.637	18	Nazim Azman	35.055	3	18	Nazim Azman	1:43.868	1:44.097	2
4	52	Christian Mansell	34.233	18	Nazim Azman	34.642	25	Casper Stevenson	35.061	4	52	Christian Mansell	1:43.930	1:44.098	3
5	71	Brad Benavides	34.255	21	Josh Mason	34.643	21	Josh Mason	35.084	5	71	Brad Benavides	1:44.066	1:44.244	6
6	74	Cem Bolukbasi	34.263	25	Casper Stevenson	34.682	10	Reshad de Gerus	35.085	6	25	Casper Stevenson	1:44.073	1:44.238	5
7	25	Casper Stevenson	34.330	52	Christian Mansell	34.688	71	Brad Benavides	35.087	7	88	Filip Kaminiarz	1:44.082	1:44.313	8
8	78	Nicolas Pino	34.441	71	Brad Benavides	34.724	15	Enzo Trulli	35.097	8	28	Cameron Das	1:44.221	1:44.282	7
9	28	Cameron Das	34.452	88	Filip Kaminiarz	34.765	35	Enzo Scionti	35.116	9	10	Reshad de Gerus	1:44.226	1:44.364	9
10	35	Enzo Scionti	34.537	74	Cem Bolukbasi	34.776	28	Cameron Das	35.132	10	21	Josh Mason	1:44.350	1:44.539	10
11	10	Reshad de Gerus	34.543	78	Nicolas Pino	34.831	84	Francesco Simonazzi	35.160	11	78	Nicolas Pino	1:44.462	1:44.695	11
12	84	Francesco Simonazzi	34.552	35	Enzo Scionti	34.912	78	Nicolas Pino	35.190	12	35	Enzo Scionti	1:44.565	1:44.752	12
13	21	Josh Mason	34.623	84	Francesco Simonazzi	34.945	88	Filip Kaminiarz	35.197	13	84	Francesco Simonazzi	1:44.657	1:44.897	13
14	27	Louis Foster	Transpo	27	Louis Foster	Transpo	27	Louis Foster	Transpo	14	27	Louis Foster	Transpo	Transpo	14






**Autodromo Nazionale Monza**  
**Euroformula Open**  
**Race - 1**  
**Leader Sequence**



N°	Driver	Nat	Cat	Clas	Team	Nat	Vehicle	Start Lap	End Lap	Laps	Total Laps
28	Cameron Das	 USA			Team Motopark	 DEU	Dallara F320 Spiess	1	8	8	8
52	Christian Mansell	 AUS	R		Team Motopark	 DEU	Dallara F320 Spiess	9	9	1	1
28	Cameron Das	 USA			Team Motopark	 DEU	Dallara F320 Spiess	10	18	9	17



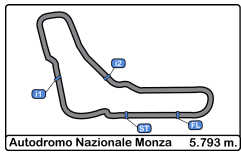


**Autodromo Nazionale Monza**  
**Euroformula Open**  
**Race - 1**  
**Best 5 Lap Times**



Cls	N°	Driver	Nat	Cat	Cls	Team	Nat	Vehicle	Best 1		Best 2		Best 3		Best 4		Best 5	
									Time	Lap	Time	Lap	Time	Lap	Time	Lap	Time	Lap
1	74	Cem Bolukbasi	TUR			Van Amersfoort Racing	NLD	Dallara F320 HWA	1:44.074	6	1:44.186	8	1:44.375	5	1:44.404	7	1:44.501	11
2	18	Nazim Azman	MYS			CryptoTower Racing Team	JPN	Dallara F320 Spiess	1:44.097	7	1:44.269	8	1:44.307	6	1:44.396	16	1:44.446	9
3	52	Christian Mansell	AUS	R	1	Team Motopark	DEU	Dallara F320 Spiess	1:44.098	6	1:44.219	12	1:44.295	11	1:44.486	13	1:44.519	15
4	15	Enzo Trulli	ITA	R	2	Carlin	GBR	Dallara F320 Spiess	1:44.236	6	1:44.237	7	1:44.310	11	1:44.352	4	1:44.369	5
5	25	Casper Stevenson	GBR	R	3	Van Amersfoort Racing	NLD	Dallara F320 HWA	1:44.238	7	1:44.397	15	1:44.436	8	1:44.454	16	1:44.547	14
6	71	Brad Benavides	USA			Carlin	GBR	Dallara F320 Spiess	1:44.244	6	1:44.321	8	1:44.359	15	1:44.435	7	1:44.573	12
7	28	Cameron Das	USA			Team Motopark	DEU	Dallara F320 Spiess	1:44.282	11	1:44.371	6	1:44.417	12	1:44.453	18	1:44.574	10
8	88	Filip Kaminiarz	POL			CryptoTower Racing Team	JPN	Dallara F320 Spiess	1:44.313	10	1:44.319	11	1:44.437	8	1:44.473	9	1:44.486	12
9	10	Reshad de Gerus	IND			Team Motopark	DEU	Dallara F320 Spiess	1:44.364	16	1:44.420	4	1:44.442	5	1:44.445	17	1:44.489	8
10	21	Josh Mason	GBR			Double R Racing	GBR	Dallara F320 HWA	1:44.539	8	1:44.552	11	1:44.612	10	1:44.634	13	1:44.657	12
11	78	Nicolas Pino	CHI	R	4	Drivex	ESP	Dallara F320 HWA	1:44.695	6	1:44.900	13	1:44.906	14	1:45.037	10	1:45.186	15
12	35	Enzo Scionti	USA	R	5	Drivex	ESP	Dallara F320 HWA	1:44.752	4	1:44.878	6	1:45.037	9	1:45.084	8	1:45.798	5
13	84	Francesco	ITA	R	6	BVM Racing	ITA	Dallara F320 Spiess	1:44.897	6	1:44.919	7	1:45.084	14	1:45.165	8	1:45.173	5
14	27	Louis Foster	GBR			CryptoTower Racing Team	JPN	Dallara F320 Spiess										





**Autodromo Nazionale Monza**  
**Euroformula Open**  
**Race - 1**  
**Best 5 Top Speeds**



Clas	N°	Driver	Nat	Cat	Cls	Team	Nat	Vehicle	Top 1		Top 2		Top 3		Top 4		Top 5		Avg
									Km/h	Lap	Km/h	Lap	Km/h	Lap	Km/h	Lap	Km/h	Lap	
1	25	Casper Stevenson		R	1	Van Amersfoort Racing		Dallara F320 HWA	272.7	6	267.9	3	266.6	18	264.7	16	264.7	17	267.3
2	74	Cem Bolukbasi				Van Amersfoort Racing		Dallara F320 HWA	270.0	5	268.6	9	266.6	4	265.3	8	265.3	11	267.2
3	78	Nicolas Pino		R	2	Drivex		Dallara F320 HWA	268.6	15	267.3	5	264.0	7	264.0	14	263.4	6	265.5
4	88	Filip Kamiński				CryptoTower Racing Team		Dallara F320 Spiess	267.9	4	267.9	14	266.6	13	266.0	3	266.0	6	266.9
5	21	Josh Mason				Double R Racing		Dallara F320 HWA	266.6	3	255.3	12	255.3	13	254.7	11	254.7	14	257.3
6	15	Enzo Trulli		R	3	Carlin		Dallara F320 Spiess	266.0	8	266.0	9	263.4	7	260.2	6	259.6	11	263.0
7	18	Nazim Azman				CryptoTower Racing Team		Dallara F320 Spiess	266.0	10	265.3	11	265.3	17	264.0	4	264.0	5	264.9
8	35	Enzo Scionti		R	4	Drivex		Dallara F320 HWA	266.0	3	266.0	11	265.3	5	264.0	9	263.4	7	264.9
9	71	Brad Benavides				Carlin		Dallara F320 Spiess	265.3	10	264.7	13	263.4	9	263.4	11	263.4	12	264.0
10	52	Christian Mansell		R	5	Team Motopark		Dallara F320 Spiess	264.0	8	263.4	16	262.7	17	262.1	7	262.1	14	262.9
11	28	Cameron Das				Team Motopark		Dallara F320 Spiess	261.5	10	255.9	13	255.3	6	255.3	8	255.3	11	256.6
12	84	Francesco Simonazzi		R	6	BVM Racing		Dallara F320 Spiess	258.9	7	258.3	14	257.7	4	257.7	6	257.1	15	258.0
13	10	Reshad de Gerus				Team Motopark		Dallara F320 Spiess	255.3	5	254.7	4	254.1	6	254.1	9	254.1	10	254.4
14	27	Louis Foster				CryptoTower Racing Team		Dallara F320 Spiess	214.2	1									214.2





**Autodromo Nazionale Monza**  
**Euroformula Open**  
**Race - 1**  
**Fastest Laps Sequence**



Autodromo Nazionale Monza 5.793 m.

Lap	Time of Day	Session Time	N°	Driver	Nat	Cat	Team	Nat	Vehicle	Time	Km/h
3	15:59:32.123	6:15.123	28	Cameron Das		USA	Team Motopark		Dallara F320 Spiess	1:45.248	198.1
3	16:00:05.911	6:48.911	10	Reshad de Gerus		FRA	Team Motopark		Dallara F320 Spiess	1:45.001	198.6
4	16:01:16.917	7:59.917	28	Cameron Das		USA	Team Motopark		Dallara F320 Spiess	1:44.795	199.0
4	16:01:21.839	8:04.839	35	Enzo Scionti		USA	R Drivex		Dallara F320 HWA	1:44.752	199.0
4	16:01:50.332	8:33.332	10	Reshad de Gerus		FRA	Team Motopark		Dallara F320 Spiess	1:44.420	199.7
5	16:03:04.034	9:47.034	74	Cem Bolukbasi		TUR	Van Amersfoort Racing		Dallara F320 HWA	1:44.375	199.8
6	16:04:45.907	11:28.907	28	Cameron Das		USA	Team Motopark		Dallara F320 Spiess	1:44.371	199.8
6	16:04:46.352	11:29.352	52	Christian Mansell		AUS	R Team Motopark		Dallara F320 Spiess	1:44.098	200.3
6	16:04:48.108	11:31.108	74	Cem Bolukbasi		TUR	Van Amersfoort Racing		Dallara F320 HWA	1:44.074	200.3





**Autodromo Nazionale Monza**  
**Euroformula Open**  
**Race - 1**  
**Event Best Maximum Speed**



N°	Driver	Nat	Cat	Clas	Team	Nat	Vehicle	Km/h	Session
25	Casper Stevenson		GBR	R 1	Van Amersfoort Racing		Dallara F320 HWA	<b>272.7</b>	Race - 1
74	Cem Bolukbasi		TUR		Van Amersfoort Racing		Dallara F320 HWA	<b>270.0</b>	Race - 1
78	Nicolas Pino		CHL	R 2	Drivex		Dallara F320 HWA	<b>268.6</b>	Race - 1
88	Filip Kaminiarz		POL		CryptoTower Racing Team		Dallara F320 Spiess	<b>267.9</b>	Race - 1
21	Josh Mason		GBR		Double R Racing		Dallara F320 HWA	<b>266.6</b>	Race - 1
18	Nazim Azman		MYS		CryptoTower Racing Team		Dallara F320 Spiess	<b>266.0</b>	Race - 1
15	Enzo Trulli		ITA	R 3	Carlin		Dallara F320 Spiess	<b>266.0</b>	Race - 1
35	Enzo Scionti		USA	R 4	Drivex		Dallara F320 HWA	<b>266.0</b>	Race - 1
71	Brad Benavides		USA		Carlin		Dallara F320 Spiess	<b>265.3</b>	Race - 1
52	Christian Mansell		AUS	R 5	Team Motopark		Dallara F320 Spiess	<b>264.0</b>	Race - 1
84	Francesco Simonazzi		ITA	R 6	BVM Racing		Dallara F320 Spiess	<b>262.7</b>	Private test - 3
28	Cameron Das		USA		Team Motopark		Dallara F320 Spiess	<b>262.7</b>	Free Practice - 2
10	Reshad de Gerus		FRA		Team Motopark		Dallara F320 Spiess	<b>262.7</b>	Free Practice - 2
27	Louis Foster		GBR		CryptoTower Racing Team		Dallara F320 Spiess	<b>261.5</b>	Qualifying





**Autodromo Nazionale Monza**  
**Euroformula Open**  
**Race - 1**  
**Lap Chart**



Autodromo Nazionale Monza 5.793 m.

**LAP**

Nr	Pos	Grid	1	2	3	4	5	6	7	8	9	10	11	12	13	14	15	16	17	18
28	1	28	28	28	28	28	28	28	28	28	52	28	28	28	28	28	28	28	28	28
27	2	27	52	52	52	52	52	52	52	52	28	52	52	52	52	52	52	52	52	52
15	3	15	71	71	71	71	71	71	71	71	74	74	74	74	74	74	74	74	74	74
10	4	10	88	88	88	88	74	74	74	74	18	18	18	18	18	18	18	18	71	18
52	5	52	21	21	74	74	18	18	18	18	71	71	71	71	71	71	71	71	18	88
71	6	71	74	74	18	18	88	25	25	25	25	88	88	88	88	88	88	88	88	25
18	7	18	18	18	25	25	25	88	88	88	88	25	25	25	25	25	25	25	25	71
21	8	21	25	25	35	35	35	35	84	84	84	84	84	84	84	84	84	78	78	78
25	9	25	35	35	78	84	84	84	78	78	78	78	78	78	78	78	78	84	84	84
74	10	74	78	78	84	78	78	78	35	35	35	35	35	35	35	35	35	35	35	35
35	11	35	10	84	21	10	10	10	10	10	10	10	10	10	10	10	10	10	10	10
88	12	88	84	10	10	21	21	21	21	21	21	21	21	21	21	21	21	21	21	21
78	13	78	15	15	15	15	15	15	15	15	15	15	15	15	15	15	15	15	15	15
84	14	84																		



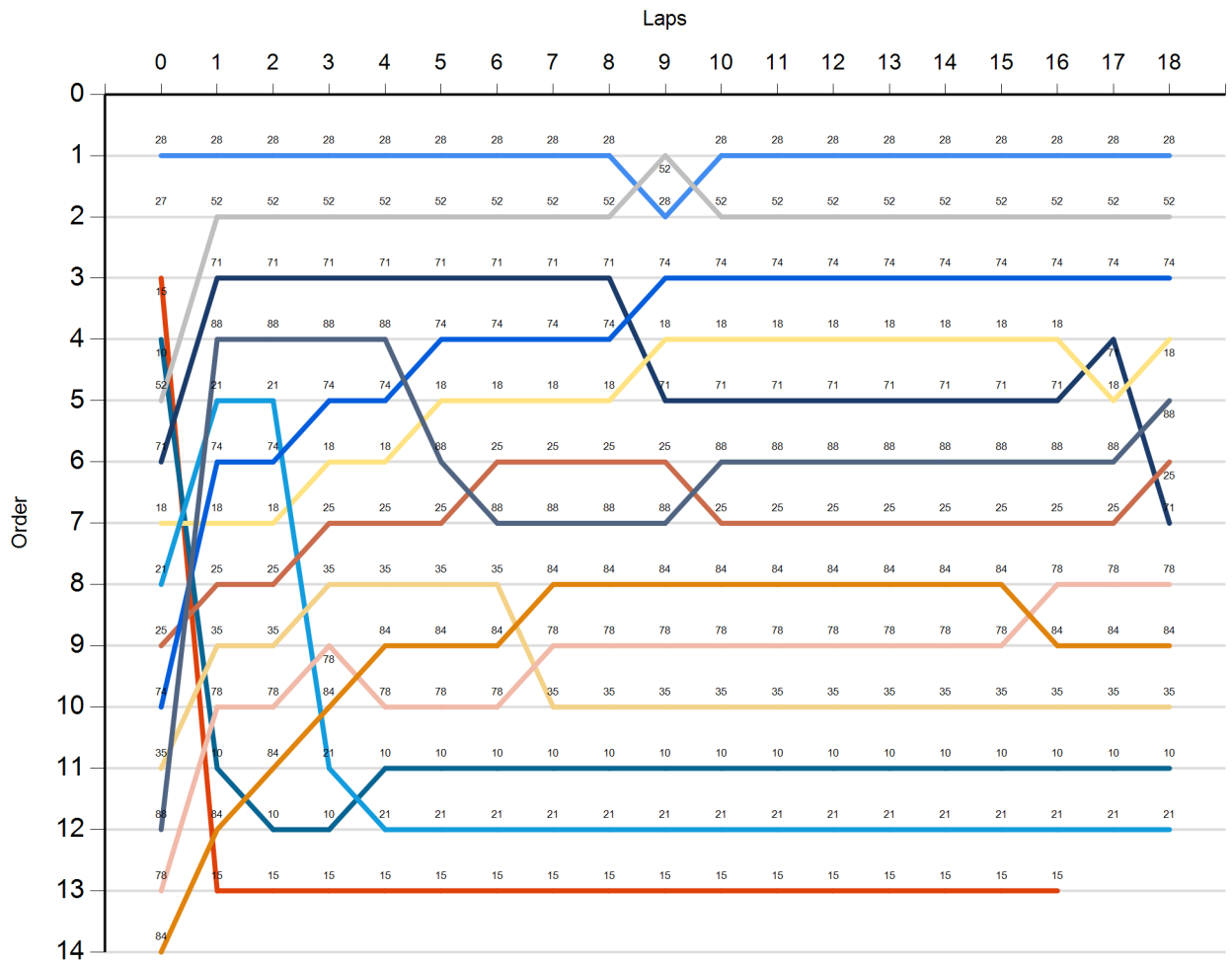




**Autodromo Nazionale Monza**  
**Euroformula Open**  
**Race - 1**  
**Graphic Lap Chart**



- 28
- 27
- 15
- 10
- 52
- 71
- 18
- 21
- 25
- 74
- 88
- 78
- 84





**Autodromo Nazionale Monza**  
**Euroformula Open**  
**Race - 1**  
**Pit Stop Analysis**



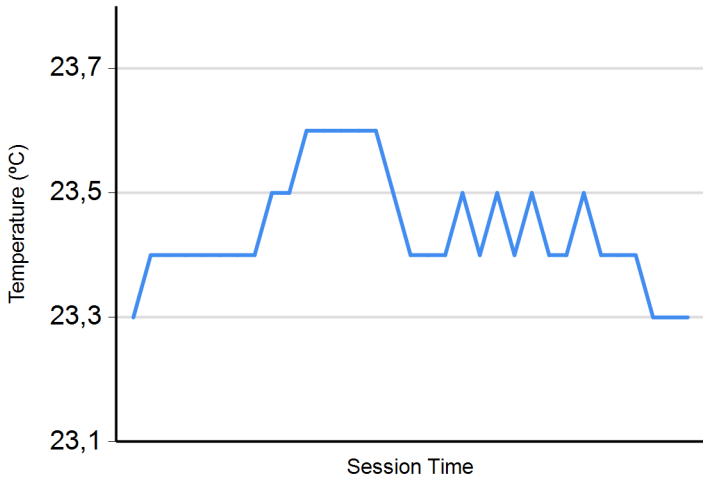
Autodromo Nazionale Monza 5.793 m.

Nr.	In Day Time	Driver	Nat	Cat	Team	Nat	Vehicle	In Time	Stop N°	Pit Time	Handicap	Penalty
10	15:55:20.252	Reshad de Gerus		FRA	Team Motopark		DEU Dallara F320 Spiess	2:02.871	1	1:14.306		
15	15:55:51.158	Enzo Trulli		ITA R	Carlin		GBR Dallara F320 Spiess	2:33.777	1	3:44.001		
21	15:59:39.481	Josh Mason		GBR	Double R Racing		GBR Dallara F320 HWA	6:22.100	1	56.176		
10	16:05:20.711	Reshad de Gerus		FRA	Team Motopark		DEU Dallara F320 Spiess	12:03.330	2	25.922		

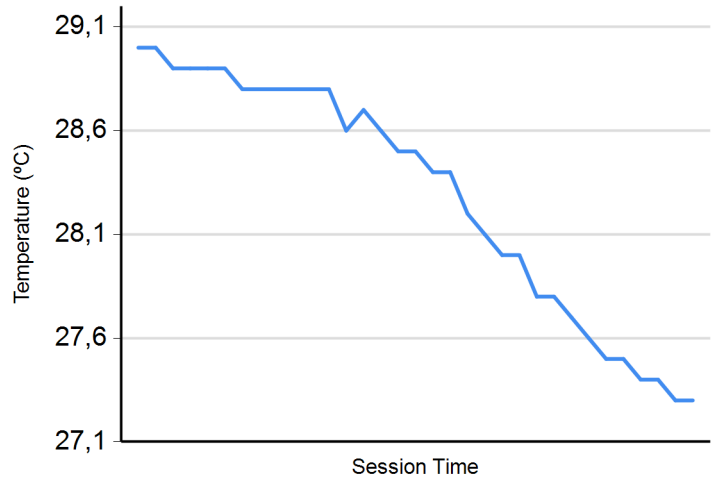




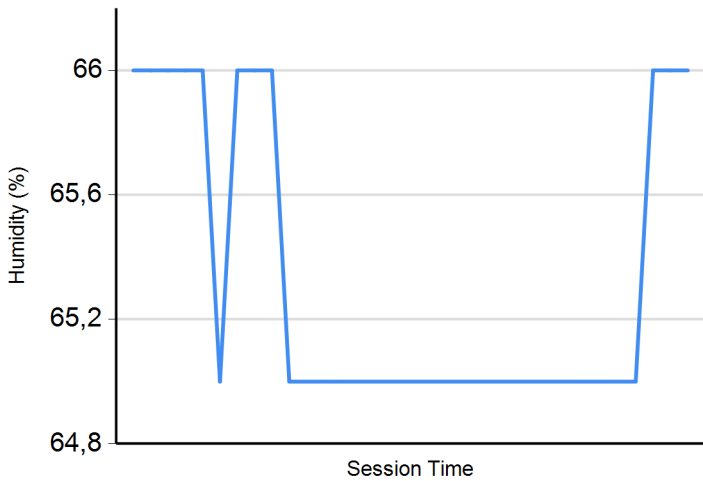
**Air Temperature**



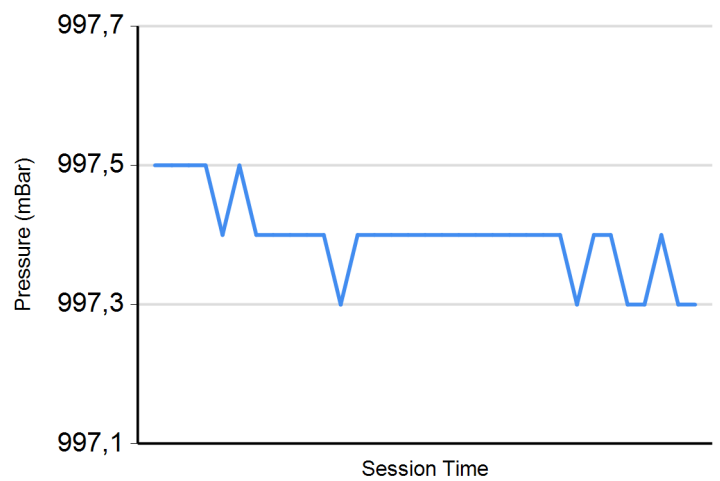
**Track Temperature**



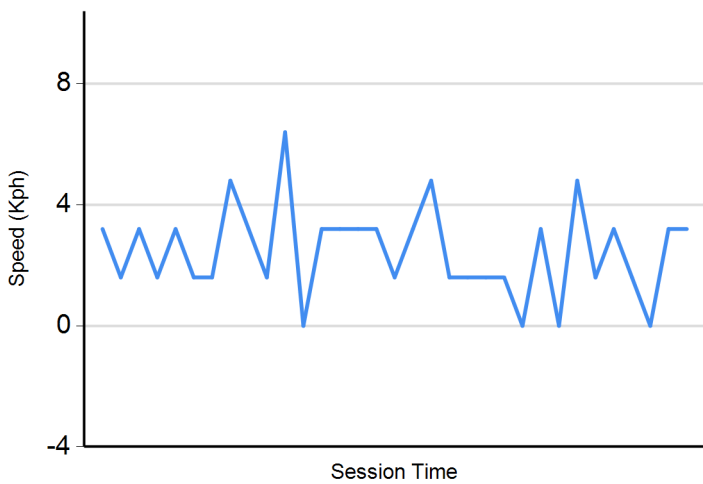
**Humidity**



**Pressure**



**Wind Speed**



**Wind direction**

North = 0°/360° Est = 90° South = 180° West = 270°

